



Aquis Park Gold Coast QLD Professional

Race 3: \$2M THE STAR GOLD COAST MAGIC MILLIONS 2YO CLASSIC - 1200m

19 January 2023 - 14:40



Track Rating: Soft 5, Weather: Fine, Rail Position: +1m 950m-350m; True Remainder

Section		Overall	1000m	800m	600m	400m	200m	Last 600m					
Field Times		1:09.96 (0:13.10)	0:56.86 (0:10.74)	0:46.12 (0:10.88)	0:35.24 (0:11.36)	0:23.88 (0:11.75)	0:12.13 (0:12.13)	0:35.24					
Rank	TAB Horse/Jockey	Barrier	Top Speed [km/h]	Fastest Section								Margin	Distance Travelled [m]
1	13 SKIRT THE LAW Ryan Maloney	4	68.8 800m	0:10.89 800m	1:09.96 [1] (0:13.17)	0:56.79 [2] (0:11.03)	0:45.76 [4] (0:10.89)	0:34.87 [4] (0:11.30)	0:23.57 [4] (0:11.47)	0:12.10 [2] (0:12.10)	1:09.96	0:34.87	
2	10 PLATINUM JUBILEE Regan Bayliss	7	70.6 1000m	0:10.83 1000m	1:10.23 [2] (0:13.80)	0:56.43 [13] (0:10.83)	0:45.60 [12] (0:10.93)	0:34.67 [12] (0:11.17)	0:23.50 [8] (0:11.39)	0:12.11 [6] (0:12.11)	1.5L	0:34.67	-2
3	12 SUMMER LOVING Brenton Avdulla	10	70.1 Overall	0:10.79 1000m	1:10.42 [3] (0:13.79)	0:56.63 [12] (0:10.79)	0:45.84 [10] (0:10.96)	0:34.88 [11] (0:11.31)	0:23.57 [12] (0:11.45)	0:12.12 [11] (0:12.12)	2.5L	0:34.88	-2
4	8 INFATUATION Rachel King	8	70.5 1000m	0:10.83 1000m	1:10.44 [4] (0:13.44)	0:57.00 [6] (0:10.83)	0:46.17 [5] (0:10.94)	0:35.23 [6] (0:11.25)	0:23.98 [5] (0:11.52)	0:12.46 [4] (0:12.46)	2.6L	0:35.23	-1
5	9 FIRE LANE Jay Ford	15	69.7 1000m	0:10.75 1000m	1:10.50 [5] (0:13.32)	0:57.18 [3] (0:10.75)	0:46.43 [2] (0:10.95)	0:35.48 [2] (0:11.35)	0:24.13 [2] (0:11.52)	0:12.61 [3] (0:12.61)	2.8L	0:35.48	+1
6	4 EMPIRE OF JAPAN James McDonald	11	68.7 800m	0:10.86 800m	1:10.50 [6] (0:13.75)	0:56.75 [11] (0:11.18)	0:45.57 [15] (0:10.86)	0:34.71 [16] (0:11.20)	0:23.51 [14] (0:11.29)	0:12.22 [9] (0:12.22)	2.9L	0:34.71	-2
7	16 EMPRESS OF WONDER Chad Schofield	16	70.0 1000m	0:10.87 1000m	1:10.54 [7] (0:13.54)	0:57.00 [9] (0:10.87)	0:46.13 [8] (0:10.87)	0:35.26 [7] (0:11.51)	0:23.75 [11] (0:11.41)	0:12.34 [7] (0:12.34)	3.1L	0:35.26	+1
8	14 MISS COOTA Justin Huxtable	18	70.8 1000m	0:10.60 1000m	1:10.84 [8] (0:13.50)	0:57.34 [7] (0:10.60)	0:46.74 [3] (0:10.95)	0:35.79 [3] (0:11.34)	0:24.45 [3] (0:11.65)	0:12.80 [5] (0:12.80)	4.6L	0:35.79	+7
9	11 CROATIAN BELLE Michael Dee	12	68.9 1000m	0:10.86 1000m	1:10.98 [9] (0:13.41)	0:57.57 [4] (0:10.86)	0:46.71 [5] (0:11.02)	0:35.69 [8] (0:11.36)	0:24.33 [7] (0:11.58)	0:12.75 [8] (0:12.75)	5.4L	0:35.69	+2
10	5 ROYAL ENTRANCE Tim Clark	9	69.5 Overall	0:10.74 1000m	1:11.06 [10] (0:13.10)	0:57.96 [1] (0:10.74)	0:47.22 [1] (0:10.88)	0:36.34 [1] (0:11.36)	0:24.98 [1] (0:11.75)	0:13.23 [1] (0:13.23)	5.9L	0:36.34	+2

Scratched: Mishani Renegade (#1), Risky Investment (#17), Quasimoto (#19), Trifling (#20), Oovii (#21)



Aquis Park Gold Coast QLD Professional
Race 3: \$2M THE STAR GOLD COAST MAGIC MILLIONS 2YO CLASSIC - 1200m
19 January 2023 - 14:40



Track Rating: Soft 5, Weather: Fine, Rail Position: +1m 950m-350m; True Remainder

Section		Overall	1000m	800m	600m	400m	200m	Last 600m					
Field Times		1:09.96 (0:13.10)	0:56.86 (0:10.74)	0:46.12 (0:10.88)	0:35.24 (0:11.36)	0:23.88 (0:11.75)	0:12.13 (0:12.13)	0:35.24					
Rank	TAB Horse/Jockey	Barrier	Top Speed [km/h]	Fastest Section							Margin	Distance Travelled [m]	
11	15 EXCEL D'OR Brodie Loy	21	68.8 800m	0:10.77 800m	1:11.11 [11] (0:13.73)	0:57.38 [10] (0:10.86)	0:46.52 [11] (0:10.77)	0:35.75 [10] (0:11.42)	0:24.33 [10] (0:11.51)	0:12.82 [10] (0:12.82)	6.1L	0:35.75	+1
12	7 CHRYSAOR James Orman	13	69.5 1000m	0:10.74 800m	1:11.25 [12] (0:14.00)	0:57.25 [16] (0:10.95)	0:46.30 [16] (0:10.74)	0:35.56 [13] (0:11.22)	0:24.34 [13] (0:11.90)	0:12.44 [14] (0:12.44)	6.9L	0:35.56	+1
13	18 SHE'S A ROGUE Ben Thompson	19	70.6 800m	0:10.85 800m	1:11.27 [13] (0:13.95)	0:57.32 [14] (0:10.97)	0:46.35 [13] (0:10.85)	0:35.50 [15] (0:11.38)	0:24.12 [15] (0:11.68)	0:12.44 [15] (0:12.44)	7L	0:35.50	+6
14	6 GODFATHER Ben Melham	20	68.7 1000m	0:10.87 800m	1:11.29 [14] (0:13.54)	0:57.75 [8] (0:10.90)	0:46.85 [9] (0:10.87)	0:35.98 [9] (0:11.42)	0:24.56 [9] (0:11.74)	0:12.82 [12] (0:12.82)	7.1L	0:35.98	+0
15	3 SUNSOURCE Mark Zahra	2	68.5 1000m	0:10.81 800m	1:11.85 [15] (0:13.98)	0:57.87 [15] (0:10.95)	0:46.92 [14] (0:10.81)	0:36.11 [14] (0:11.53)	0:24.58 [16] (0:11.84)	0:12.74 [16] (0:12.74)	10.4L	0:36.11	-5
16	2 SOVEREIGN FUND Jamie Kah	17	70.9 1000m	0:10.85 800m	1:12.00 [16] (0:13.42)	0:58.58 [5] (0:10.87)	0:47.71 [7] (0:10.85)	0:36.86 [5] (0:11.35)	0:25.51 [6] (0:12.12)	0:13.39 [13] (0:13.39)	11.2L	0:36.86	+6

Scratched: Mishani Renegade (#1), Risky Investment (#17), Quasimoto (#19), Trifling (#20), Oovii (#21)

[] Ranking at each section and finish
 -:-:- No data available at this section
 NA No data available

SCN Saddle cloth number
 DNF Did not finish
 DNT Did not track



Horse/Jockey Name	Skirt The Law
Final Rank	1
Fastest Section Time (Section)	0:10.89 (800m)
Top Speed [km/h] (Section)	68.8 (800m)
Race State	Finished



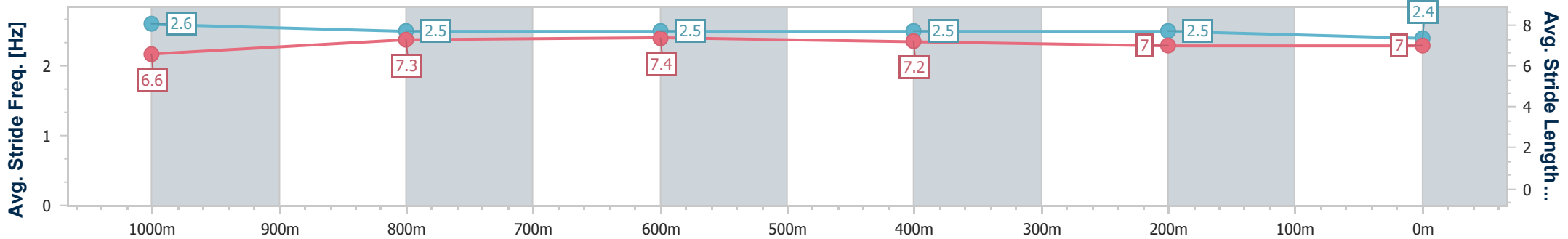
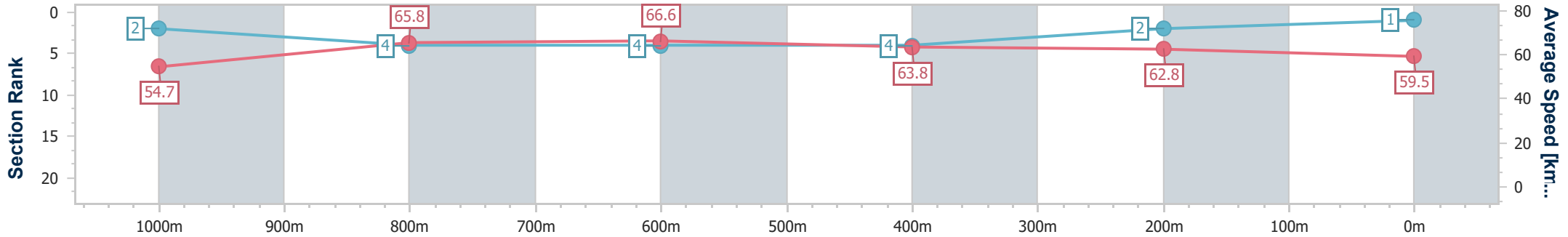
Aquis Park Gold Coast QLD Professional
 Race 3: \$2M THE STAR GOLD COAST MAGIC MILLIONS 2YO
 CLASSIC - 1200m



19 January 2023 - 14:40

Track Rating: Soft 5, Weather: Fine, Rail Position: +1m 950m-350m;
 True Remainder

Section	Overall	1000m	800m	600m	400m	200m								
Section Times	1:09.96 [1] (0:13.17)	0:56.79 [2] (0:11.03)	0:45.76 [4] (0:10.89)	0:34.87 [4] (0:11.30)	0:23.57 [4] (0:11.47)	0:12.10 [2] (0:12.10)								
Average Speed [km/h]	54.7	65.8	66.6	63.8	62.8	59.5								
Top Speed [km/h]	68.6	68.3	68.8	64.8	65.2	62.8								
Avg. Dist. to Rail [m]	4.2	2.5	1.8	0.8	2.1	3.4								
Avg. Stride Freq. [Hz]	2.6	2.5	2.5	2.5	2.5	2.4								
Avg. Stride Length [m]	6.6	7.3	7.4	7.2	7.0	7.0								



- [] Ranking at each section and finish
- .-.- No data available at this section
- NA No data available



Horse/Jockey Name	Platinum Jubilee
Final Rank	2
Fastest Section Time (Section)	0:10.83 (1000m)
Top Speed [km/h] (Section)	70.6 (1000m)
Race State	Finished



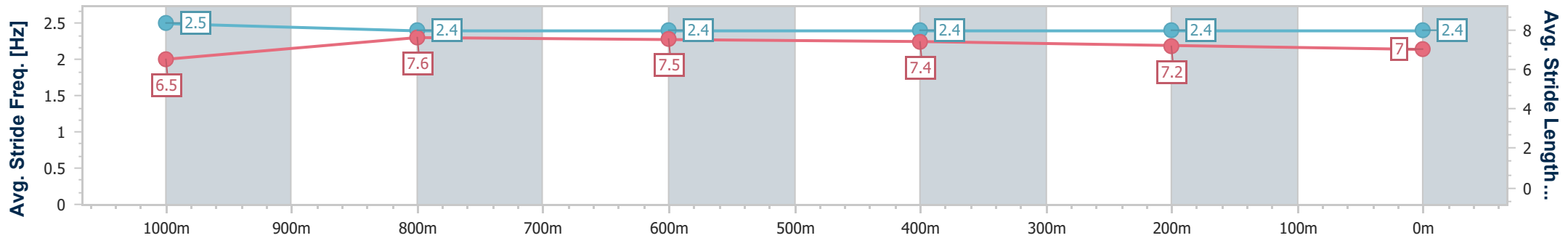
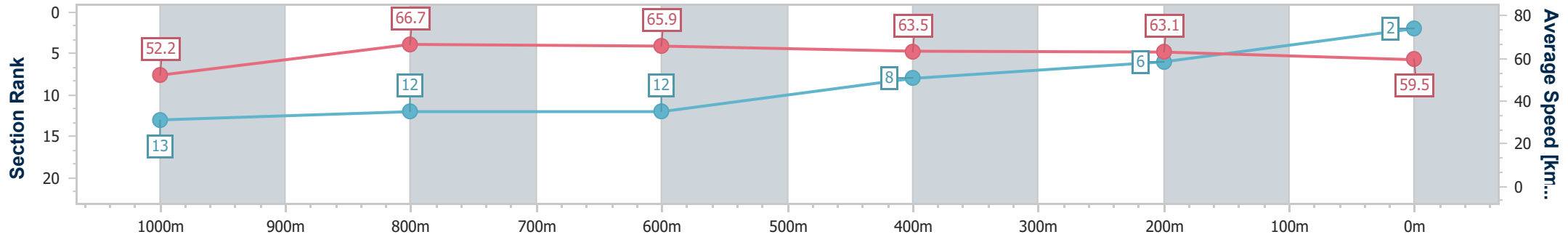
Aquis Park Gold Coast QLD Professional
 Race 3: \$2M THE STAR GOLD COAST MAGIC MILLIONS 2YO
 CLASSIC - 1200m



19 January 2023 - 14:40

Track Rating: Soft 5, Weather: Fine, Rail Position: +1m 950m-350m;
 True Remainder

Section	Overall	1000m	800m	600m	400m	200m								
Section Times	1:10.23 [2] (0:13.80)	0:56.43 [13] (0:10.83)	0:45.60 [12] (0:10.93)	0:34.67 [12] (0:11.17)	0:23.50 [8] (0:11.39)	0:12.11 [6] (0:12.11)								
Average Speed [km/h]	52.2	66.7	65.9	63.5	63.1	59.5								
Top Speed [km/h]	70.2	70.6	67.9	65.4	64.8	64.0								
Avg. Dist. to Rail [m]	2.9	1.0	0.2	2.0	1.0	1.1								
Avg. Stride Freq. [Hz]	2.5	2.4	2.4	2.4	2.4	2.4								
Avg. Stride Length [m]	6.5	7.6	7.5	7.4	7.2	7.0								



- [] Ranking at each section and finish
- .-.- No data available at this section
- NA No data available



Horse/Jockey Name	Summer Loving
Final Rank	3
Fastest Section Time (Section)	0:10.79 (1000m)
Top Speed [km/h] (Section)	70.1 (Overall)
Race State	Finished



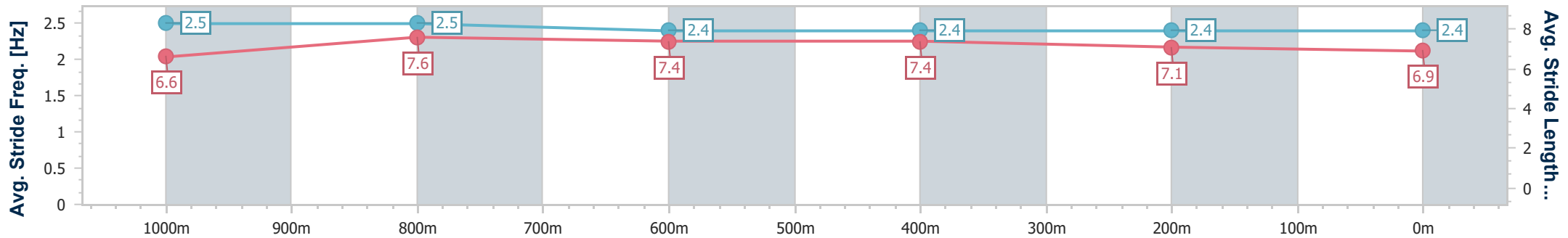
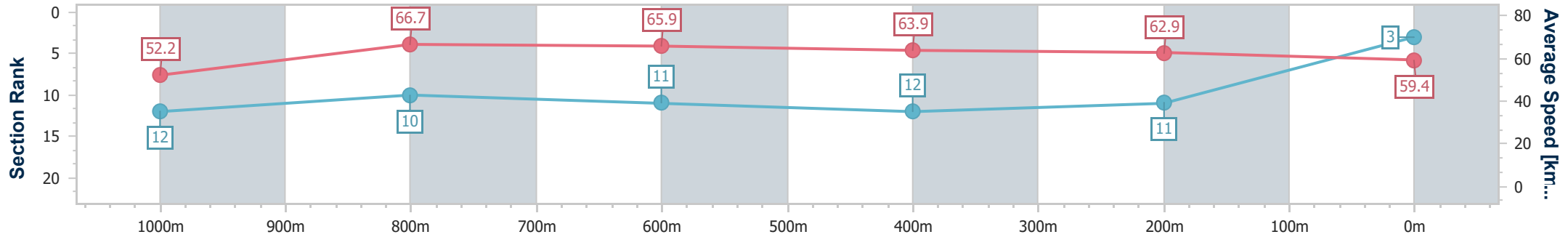
Aquis Park Gold Coast QLD Professional
 Race 3: \$2M THE STAR GOLD COAST MAGIC MILLIONS 2YO
 CLASSIC - 1200m



19 January 2023 - 14:40

Track Rating: Soft 5, Weather: Fine, Rail Position: +1m 950m-350m;
 True Remainder

Section	Overall	1000m	800m	600m	400m	200m
Section Times	1:10.42 [3] (0:13.79)	0:56.63 [12] (0:10.79)	0:45.84 [10] (0:10.96)	0:34.88 [11] (0:11.31)	0:23.57 [12] (0:11.45)	0:12.12 [11] (0:12.12)
Average Speed [km/h]	52.2	66.7	65.9	63.9	62.9	59.4
Top Speed [km/h]	70.1	69.9	67.9	65.8	64.8	60.8
Avg. Dist. to Rail [m]	2.2	0.7	1.0	0.8	0.9	0.8
Avg. Stride Freq. [Hz]	2.5	2.5	2.4	2.4	2.4	2.4
Avg. Stride Length [m]	6.6	7.6	7.4	7.4	7.1	6.9



- [] Ranking at each section and finish
- .-.- No data available at this section
- NA No data available



Horse/Jockey Name	Infatuation
Final Rank	4
Fastest Section Time (Section)	0:10.83 (1000m)
Top Speed [km/h] (Section)	70.5 (1000m)
Race State	Finished



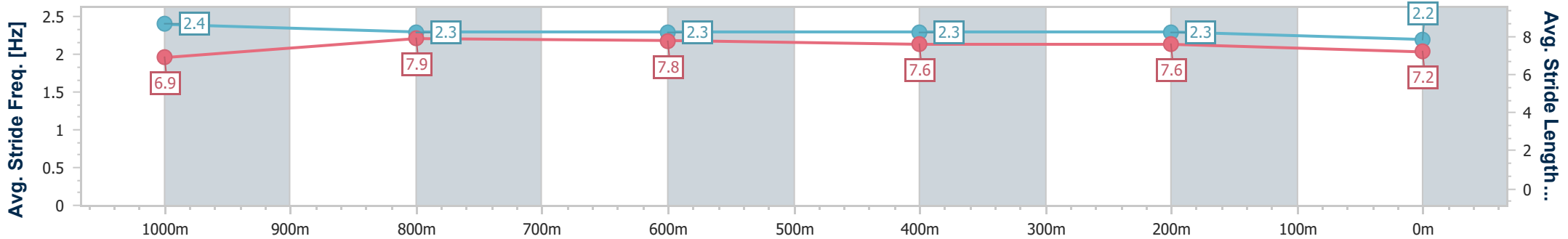
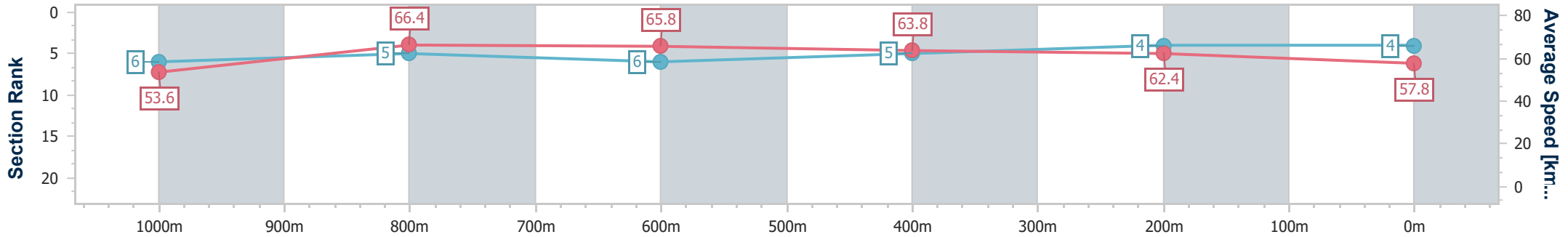
Aquis Park Gold Coast QLD Professional
 Race 3: \$2M THE STAR GOLD COAST MAGIC MILLIONS 2YO CLASSIC - 1200m



19 January 2023 - 14:40

Track Rating: Soft 5, Weather: Fine, Rail Position: +1m 950m-350m;
 True Remainder

Section	Overall	1000m	800m	600m	400m	200m
Section Times	1:10.44 [4] (0:13.44)	0:57.00 [6] (0:10.83)	0:46.17 [5] (0:10.94)	0:35.23 [6] (0:11.25)	0:23.98 [5] (0:11.52)	0:12.46 [4] (0:12.46)
Average Speed [km/h]	53.6	66.4	65.8	63.8	62.4	57.8
Top Speed [km/h]	69.8	70.5	67.0	65.6	63.7	60.2
Avg. Dist. to Rail [m]	4.2	1.1	0.6	0.7	1.2	0.6
Avg. Stride Freq. [Hz]	2.4	2.3	2.3	2.3	2.3	2.2
Avg. Stride Length [m]	6.9	7.9	7.8	7.6	7.6	7.2



- [] Ranking at each section and finish
- .-.- No data available at this section
- NA No data available



Horse/Jockey Name	Fire Lane
Final Rank	5
Fastest Section Time (Section)	0:10.75 (1000m)
Top Speed [km/h] (Section)	69.7 (1000m)
Race State	Finished



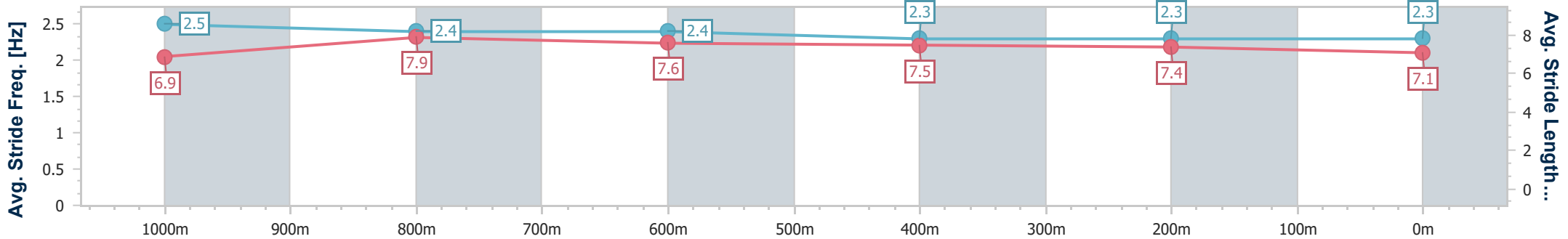
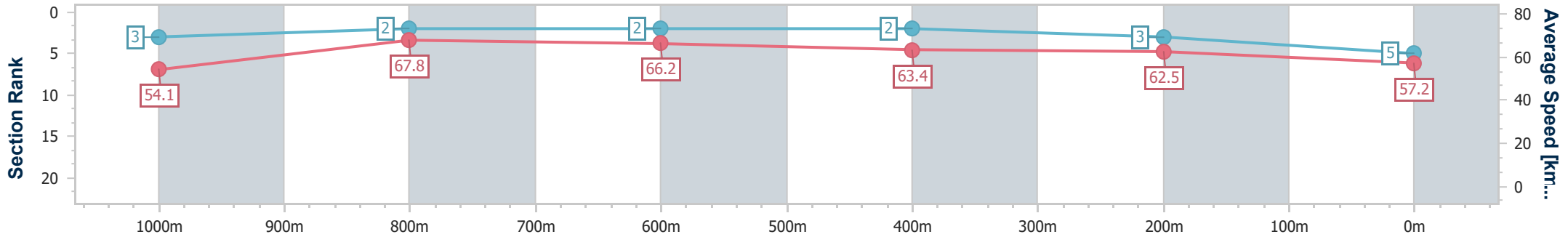
Aquis Park Gold Coast QLD Professional
 Race 3: \$2M THE STAR GOLD COAST MAGIC MILLIONS 2YO CLASSIC - 1200m



19 January 2023 - 14:40

Track Rating: Soft 5, Weather: Fine, Rail Position: +1m 950m-350m;
 True Remainder

Section	Overall	1000m	800m	600m	400m	200m
Section Times	1:10.50 [5] (0:13.32)	0:57.18 [3] (0:10.75)	0:46.43 [2] (0:10.95)	0:35.48 [2] (0:11.35)	0:24.13 [2] (0:11.52)	0:12.61 [3] (0:12.61)
Average Speed [km/h]	54.1	67.8	66.2	63.4	62.5	57.2
Top Speed [km/h]	68.4	69.7	68.3	65.4	64.0	60.5
Avg. Dist. to Rail [m]	7.8	3.2	1.8	0.4	1.1	2.7
Avg. Stride Freq. [Hz]	2.5	2.4	2.4	2.3	2.3	2.3
Avg. Stride Length [m]	6.9	7.9	7.6	7.5	7.4	7.1



- [] Ranking at each section and finish
- .-.- No data available at this section
- NA No data available



Horse/Jockey Name	Empire Of Japan
Final Rank	6
Fastest Section Time (Section)	0:10.86 (800m)
Top Speed [km/h] (Section)	68.7 (800m)
Race State	Finished



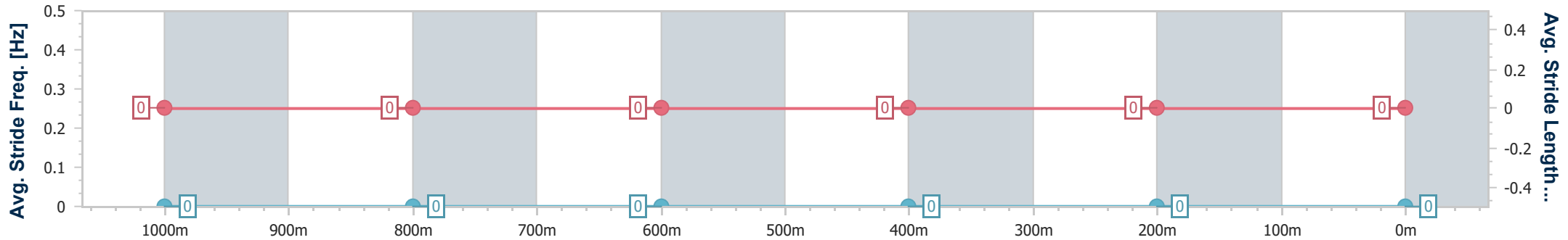
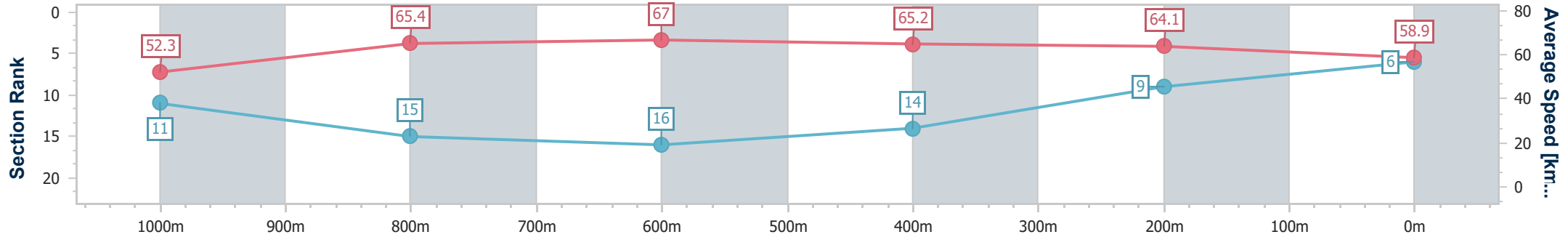
Aquis Park Gold Coast QLD Professional
 Race 3: \$2M THE STAR GOLD COAST MAGIC MILLIONS 2YO
 CLASSIC - 1200m



19 January 2023 - 14:40

Track Rating: Soft 5, Weather: Fine, Rail Position: +1m 950m-350m;
 True Remainder

Section	Overall	1000m	800m	600m	400m	200m								
Section Times	1:10.50 [6] (0:13.75)	0:56.75 [11] (0:11.18)	0:45.57 [15] (0:10.86)	0:34.71 [16] (0:11.20)	0:23.51 [14] (0:11.29)	0:12.22 [9] (0:12.22)								
Average Speed [km/h]	52.3	65.4	67.0	65.2	64.1	58.9								
Top Speed [km/h]	68.3	67.2	68.7	67.2	67.0	62.3								
Avg. Dist. to Rail [m]	7.2	3.9	2.8	2.8	5.0	6.8								
Avg. Stride Freq. [Hz]	---	---	---	---	---	---								
Avg. Stride Length [m]	---	---	---	---	---	---								



- [] Ranking at each section and finish
- No data available at this section
- NA No data available



Horse/Jockey Name	Empress Of Wonder
Final Rank	7
Fastest Section Time (Section)	0:10.87 (1000m)
Top Speed [km/h] (Section)	70.0 (1000m)
Race State	Finished



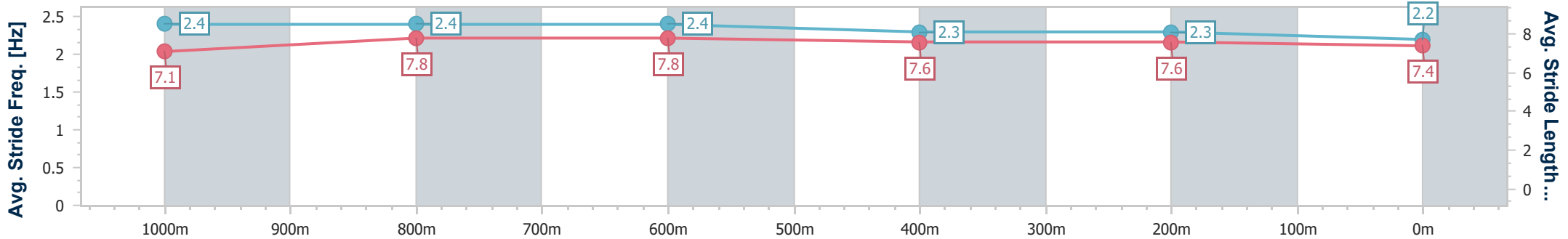
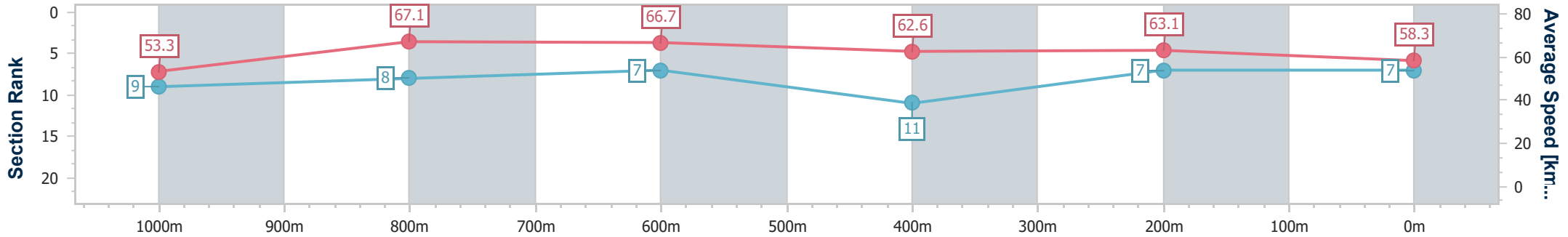
Aquis Park Gold Coast QLD Professional
 Race 3: \$2M THE STAR GOLD COAST MAGIC MILLIONS 2YO CLASSIC - 1200m



19 January 2023 - 14:40

Track Rating: Soft 5, Weather: Fine, Rail Position: +1m 950m-350m;
 True Remainder

Section	Overall	1000m	800m	600m	400m	200m								
Section Times	1:10.54 [7] (0:13.54)	0:57.00 [9] (0:10.87)	0:46.13 [8] (0:10.87)	0:35.26 [7] (0:11.51)	0:23.75 [11] (0:11.41)	0:12.34 [7] (0:12.34)								
Average Speed [km/h]	53.3	67.1	66.7	62.6	63.1	58.3								
Top Speed [km/h]	69.2	70.0	69.2	64.5	65.0	60.6								
Avg. Dist. to Rail [m]	9.4	3.4	1.7	0.2	1.3	4.0								
Avg. Stride Freq. [Hz]	2.4	2.4	2.4	2.3	2.3	2.2								
Avg. Stride Length [m]	7.1	7.8	7.8	7.6	7.6	7.4								



- [] Ranking at each section and finish
- .-.- No data available at this section
- NA No data available



Horse/Jockey Name	Miss Coota
Final Rank	8
Fastest Section Time (Section)	0:10.60 (1000m)
Top Speed [km/h] (Section)	70.8 (1000m)
Race State	Finished



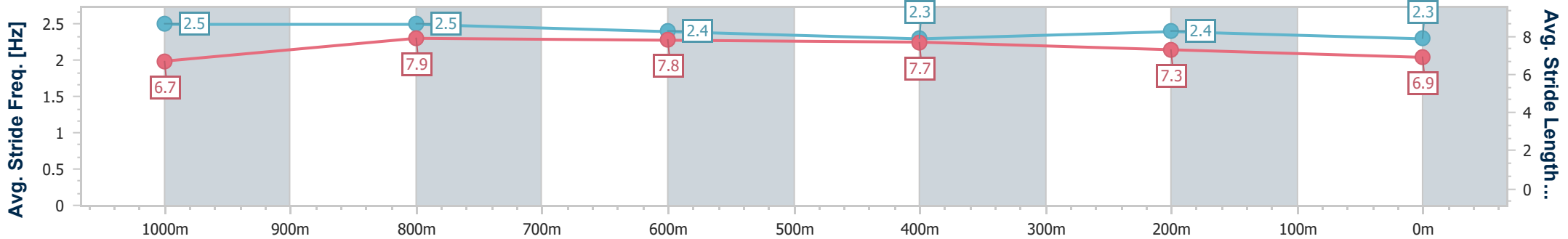
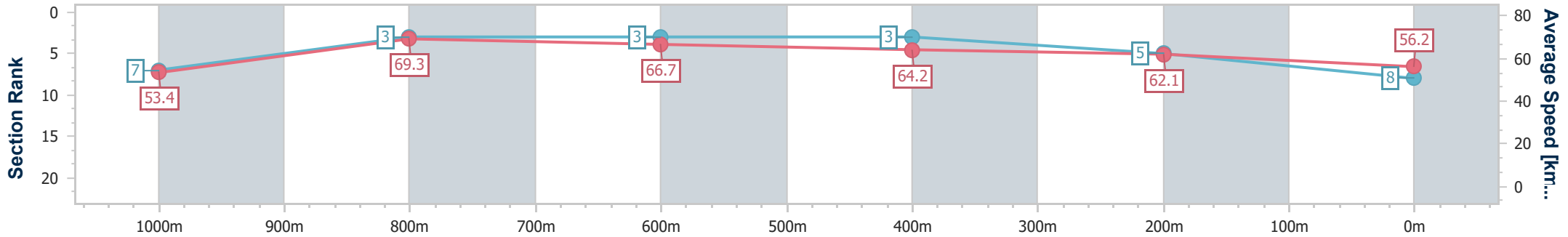
Aquis Park Gold Coast QLD Professional
 Race 3: \$2M THE STAR GOLD COAST MAGIC MILLIONS 2YO CLASSIC - 1200m



19 January 2023 - 14:40

Track Rating: Soft 5, Weather: Fine, Rail Position: +1m 950m-350m;
 True Remainder

Section	Overall	1000m	800m	600m	400m	200m								
Section Times	1:10.84 [8] (0:13.50)	0:57.34 [7] (0:10.60)	0:46.74 [3] (0:10.95)	0:35.79 [3] (0:11.34)	0:24.45 [3] (0:11.65)	0:12.80 [5] (0:12.80)								
Average Speed [km/h]	53.4	69.3	66.7	64.2	62.1	56.2								
Top Speed [km/h]	69.3	70.8	67.7	65.8	63.8	60.4								
Avg. Dist. to Rail [m]	11.1	5.3	3.8	2.1	4.7	6.9								
Avg. Stride Freq. [Hz]	2.5	2.5	2.4	2.3	2.4	2.3								
Avg. Stride Length [m]	6.7	7.9	7.8	7.7	7.3	6.9								



- [] Ranking at each section and finish
- .-.- No data available at this section
- NA No data available



Horse/Jockey Name	Croatian Belle
Final Rank	9
Fastest Section Time (Section)	0:10.86 (1000m)
Top Speed [km/h] (Section)	68.9 (1000m)
Race State	Finished



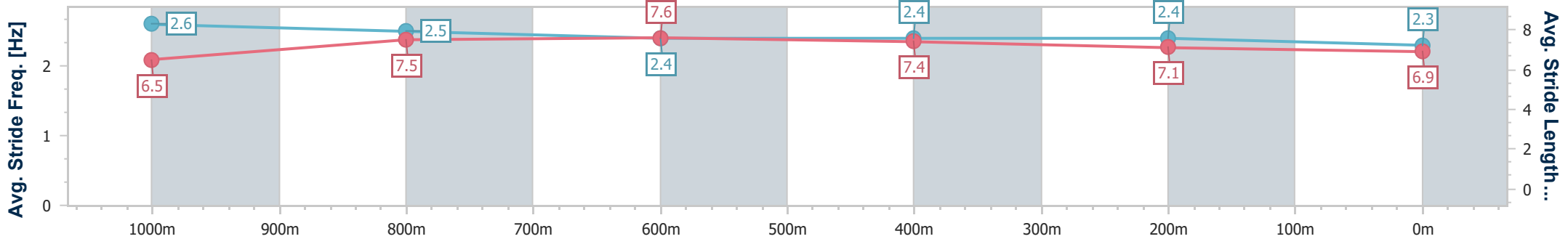
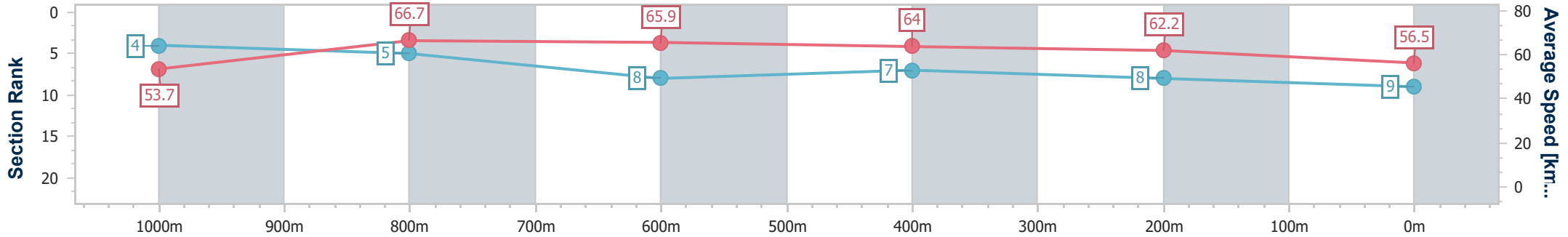
Aquis Park Gold Coast QLD Professional
 Race 3: \$2M THE STAR GOLD COAST MAGIC MILLIONS 2YO
 CLASSIC - 1200m



19 January 2023 - 14:40

Track Rating: Soft 5, Weather: Fine, Rail Position: +1m 950m-350m;
 True Remainder

Section	Overall	1000m	800m	600m	400m	200m									
Section Times	1:10.98 [9] (0:13.41)	0:57.57 [4] (0:10.86)	0:46.71 [5] (0:11.02)	0:35.69 [8] (0:11.36)	0:24.33 [7] (0:11.58)	0:12.75 [8]									
Average Speed [km/h]	53.7	66.7	65.9	64.0	62.2	56.5									
Top Speed [km/h]	68.6	68.9	67.6	65.7	64.6	60.2									
Avg. Dist. to Rail [m]	6.6	1.9	2.0	1.6	2.6	4.2									
Avg. Stride Freq. [Hz]	2.6	2.5	2.4	2.4	2.4	2.3									
Avg. Stride Length [m]	6.5	7.5	7.6	7.4	7.1	6.9									



- [] Ranking at each section and finish
- .-.- No data available at this section
- NA No data available



Horse/Jockey Name	Royal Entrance
Final Rank	10
Fastest Section Time (Section)	0:10.74 (1000m)
Top Speed [km/h] (Section)	69.5 (Overall)
Race State	Finished



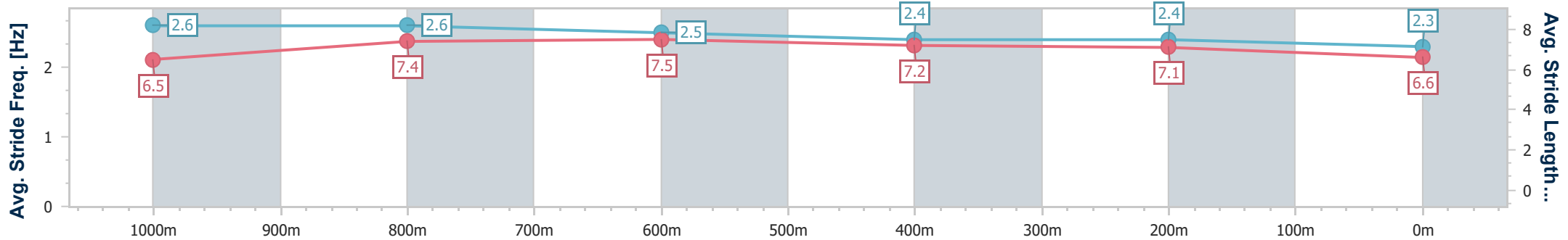
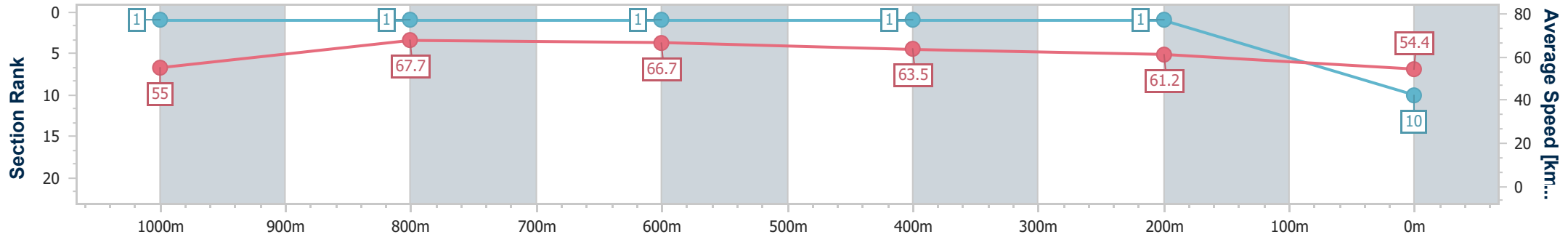
Aquis Park Gold Coast QLD Professional
 Race 3: \$2M THE STAR GOLD COAST MAGIC MILLIONS 2YO
 CLASSIC - 1200m



19 January 2023 - 14:40

Track Rating: Soft 5, Weather: Fine, Rail Position: +1m 950m-350m;
 True Remainder

Section	Overall	1000m	800m	600m	400m	200m
Section Times	1:11.06 [10] (0:13.10)	0:57.96 [1] (0:10.74)	0:47.22 [1] (0:10.88)	0:36.34 [1] (0:11.36)	0:24.98 [1] (0:11.75)	0:13.23 [1] (0:13.23)
Average Speed [km/h]	55.0	67.7	66.7	63.5	61.2	54.4
Top Speed [km/h]	69.5	69.4	67.3	65.3	63.9	58.7
Avg. Dist. to Rail [m]	5.9	2.4	2.2	0.6	0.9	2.5
Avg. Stride Freq. [Hz]	2.6	2.6	2.5	2.4	2.4	2.3
Avg. Stride Length [m]	6.5	7.4	7.5	7.2	7.1	6.6



- [] Ranking at each section and finish
- .-.- No data available at this section
- NA No data available



Horse/Jockey Name	Excel D'or
Final Rank	11
Fastest Section Time (Section)	0:10.77 (800m)
Top Speed [km/h] (Section)	68.8 (800m)
Race State	Finished



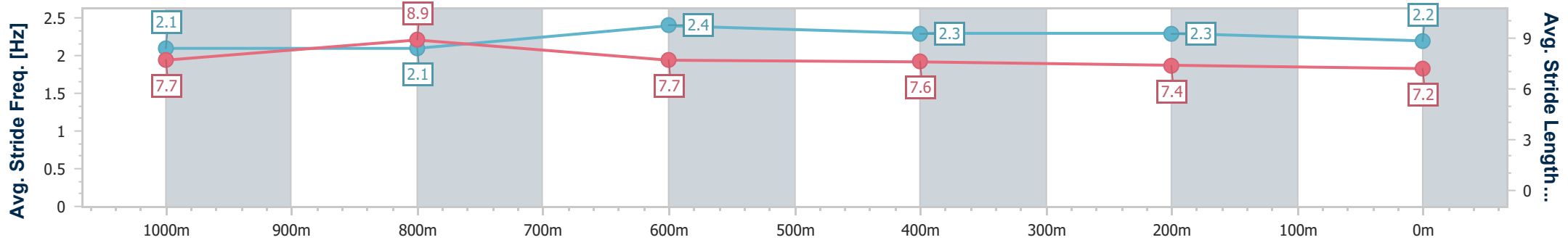
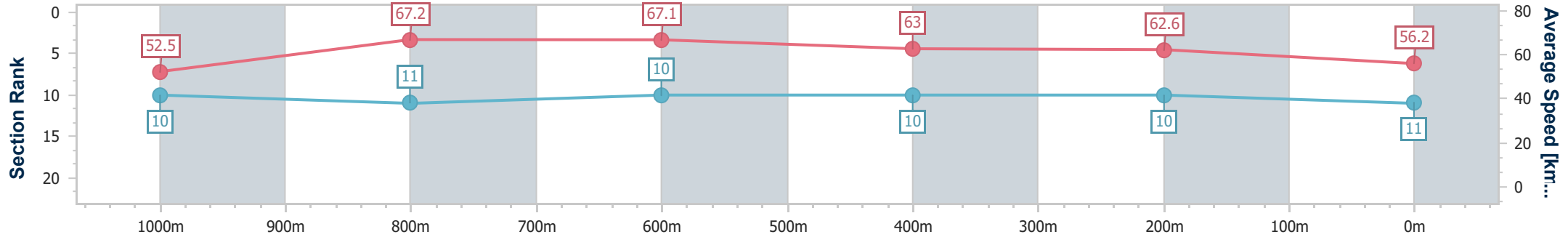
Aquis Park Gold Coast QLD Professional
 Race 3: \$2M THE STAR GOLD COAST MAGIC MILLIONS 2YO
 CLASSIC - 1200m



19 January 2023 - 14:40

Track Rating: Soft 5, Weather: Fine, Rail Position: +1m 950m-350m;
 True Remainder

Section	Overall	1000m	800m	600m	400m	200m
Section Times	1:11.11 [11] (0:13.73)	0:57.38 [10] (0:10.86)	0:46.52 [11] (0:10.77)	0:35.75 [10] (0:11.42)	0:24.33 [10] (0:11.51)	0:12.82 [10] (0:12.82)
Average Speed [km/h]	52.5	67.2	67.1	63.0	62.6	56.2
Top Speed [km/h]	68.7	68.7	68.8	65.7	64.4	60.8
Avg. Dist. to Rail [m]	12.1	3.6	1.1	0.3	1.7	4.8
Avg. Stride Freq. [Hz]	2.1	2.1	2.4	2.3	2.3	2.2
Avg. Stride Length [m]	7.7	8.9	7.7	7.6	7.4	7.2



- [] Ranking at each section and finish
- .-.- No data available at this section
- NA No data available



Horse/Jockey Name	Chrysaor
Final Rank	12
Fastest Section Time (Section)	0:10.74 (800m)
Top Speed [km/h] (Section)	69.5 (1000m)
Race State	Finished



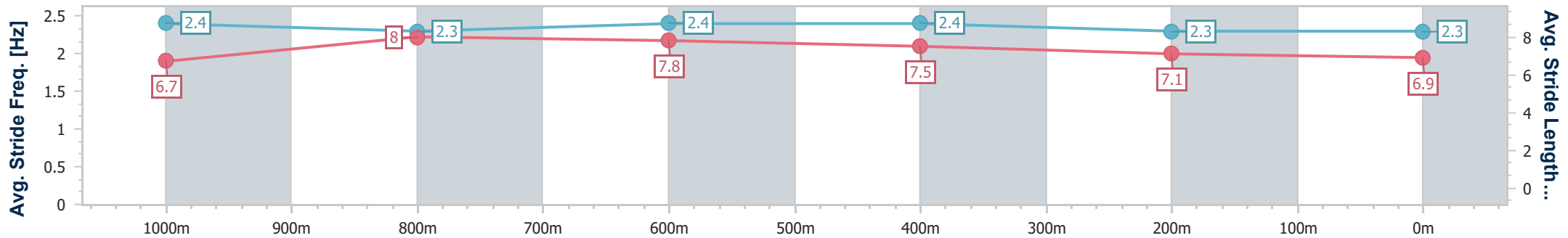
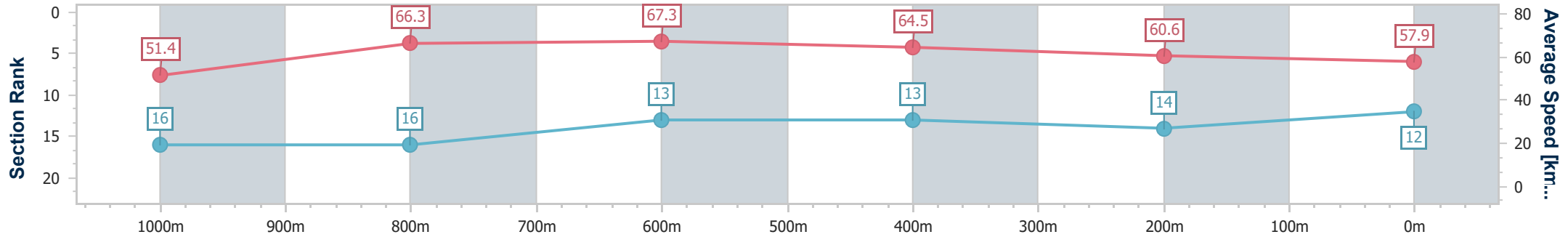
Aquis Park Gold Coast QLD Professional
 Race 3: \$2M THE STAR GOLD COAST MAGIC MILLIONS 2YO CLASSIC - 1200m



19 January 2023 - 14:40

Track Rating: Soft 5, Weather: Fine, Rail Position: +1m 950m-350m;
 True Remainder

Section	Overall	1000m	800m	600m	400m	200m								
Section Times	1:11.25 [12] (0:14.00)	0:57.25 [16] (0:10.95)	0:46.30 [16] (0:10.74)	0:35.56 [13] (0:11.22)	0:24.34 [13] (0:11.90)	0:12.44 [14] (0:12.44)								
Average Speed [km/h]	51.4	66.3	67.3	64.5	60.6	57.9								
Top Speed [km/h]	66.1	69.5	68.7	66.7	65.9	60.3								
Avg. Dist. to Rail [m]	8.1	2.5	1.2	0.8	2.8	4.3								
Avg. Stride Freq. [Hz]	2.4	2.3	2.4	2.4	2.3	2.3								
Avg. Stride Length [m]	6.7	8.0	7.8	7.5	7.1	6.9								



- [] Ranking at each section and finish
- .-.- No data available at this section
- NA No data available



Horse/Jockey Name	She's A Rogue
Final Rank	13
Fastest Section Time (Section)	0:10.85 (800m)
Top Speed [km/h] (Section)	70.6 (800m)
Race State	Finished



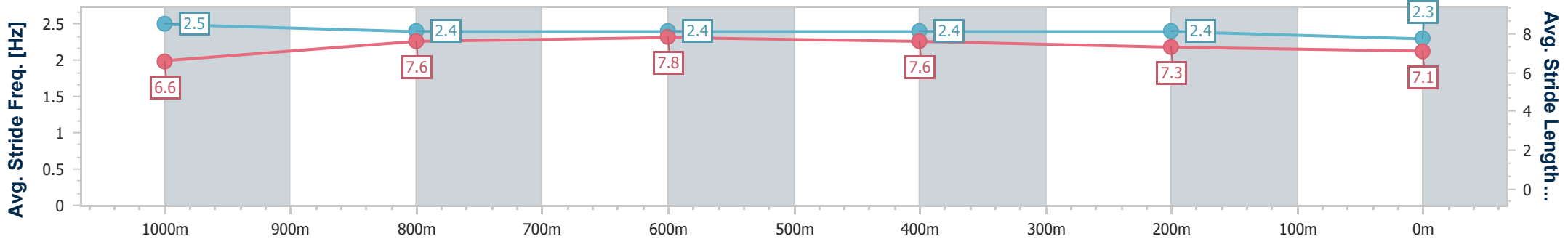
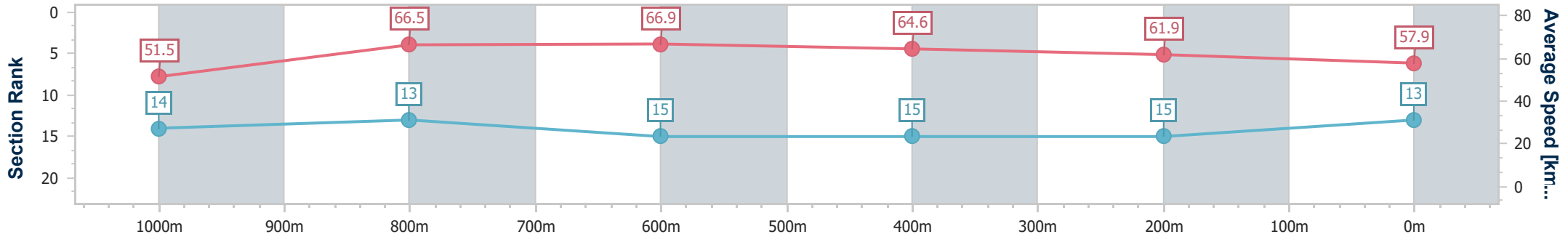
Aquis Park Gold Coast QLD Professional
 Race 3: \$2M THE STAR GOLD COAST MAGIC MILLIONS 2YO
 CLASSIC - 1200m



19 January 2023 - 14:40

Track Rating: Soft 5, Weather: Fine, Rail Position: +1m 950m-350m;
 True Remainder

Section	Overall	1000m	800m	600m	400m	200m								
Section Times	1:11.27 [13] (0:13.95)	0:57.32 [14] (0:10.97)	0:46.35 [13] (0:10.85)	0:35.50 [15] (0:11.38)	0:24.12 [15] (0:11.68)	0:12.44 [15] (0:12.44)								
Average Speed [km/h]	51.5	66.5	66.9	64.6	61.9	57.9								
Top Speed [km/h]	68.4	70.3	70.6	66.6	64.1	60.3								
Avg. Dist. to Rail [m]	11.1	3.9	2.3	3.4	6.7	7.8								
Avg. Stride Freq. [Hz]	2.5	2.4	2.4	2.4	2.4	2.3								
Avg. Stride Length [m]	6.6	7.6	7.8	7.6	7.3	7.1								



- [] Ranking at each section and finish
- .-.- No data available at this section
- NA No data available



Horse/Jockey Name	Godfather
Final Rank	14
Fastest Section Time (Section)	0:10.87 (800m)
Top Speed [km/h] (Section)	68.7 (1000m)
Race State	Finished



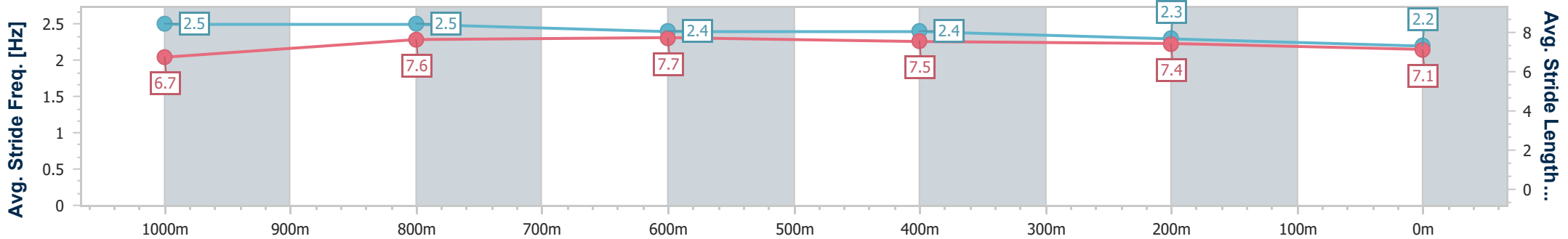
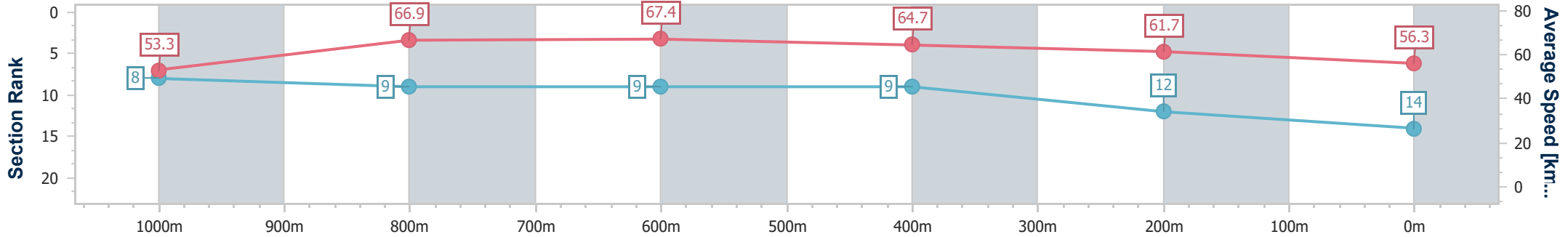
Aquis Park Gold Coast QLD Professional
 Race 3: \$2M THE STAR GOLD COAST MAGIC MILLIONS 2YO
 CLASSIC - 1200m



19 January 2023 - 14:40

Track Rating: Soft 5, Weather: Fine, Rail Position: +1m 950m-350m;
 True Remainder

Section	Overall	1000m	800m	600m	400m	200m								
Section Times	1:11.29 [14] (0:13.54)	0:57.75 [8] (0:10.90)	0:46.85 [9] (0:10.87)	0:35.98 [9] (0:11.42)	0:24.56 [9] (0:11.74)	0:12.82 [12] (0:12.82)								
Average Speed [km/h]	53.3	66.9	67.4	64.7	61.7	56.3								
Top Speed [km/h]	67.5	68.7	68.5	67.4	64.9	58.7								
Avg. Dist. to Rail [m]	11.1	3.8	4.7	4.6	5.9	6.2								
Avg. Stride Freq. [Hz]	2.5	2.5	2.4	2.4	2.3	2.2								
Avg. Stride Length [m]	6.7	7.6	7.7	7.5	7.4	7.1								



- [] Ranking at each section and finish
- .-.- No data available at this section
- NA No data available



Horse/Jockey Name	Sunsource
Final Rank	15
Fastest Section Time (Section)	0:10.81 (800m)
Top Speed [km/h] (Section)	68.5 (1000m)
Race State	Finished



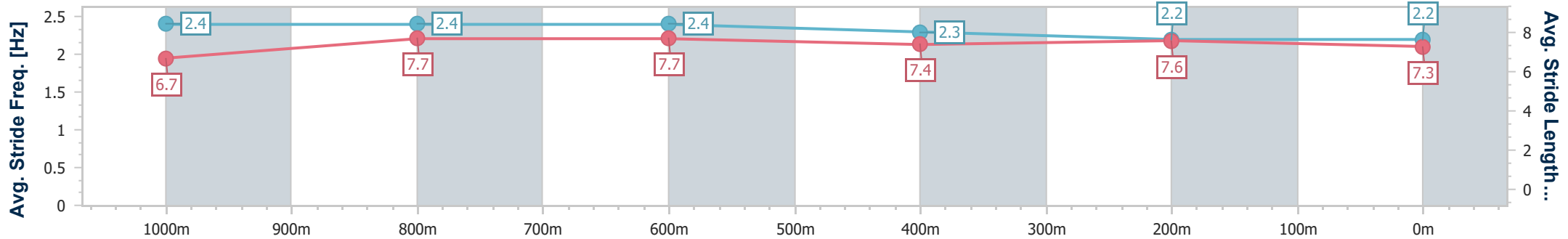
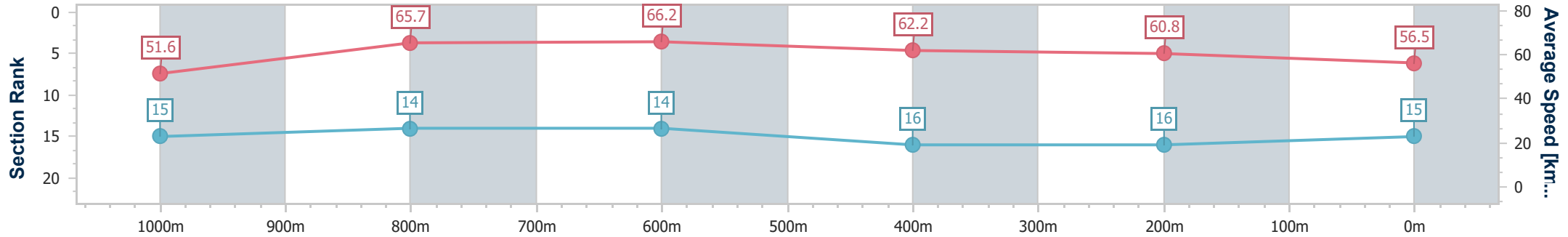
Aquis Park Gold Coast QLD Professional
 Race 3: \$2M THE STAR GOLD COAST MAGIC MILLIONS 2YO
 CLASSIC - 1200m



19 January 2023 - 14:40

Track Rating: Soft 5, Weather: Fine, Rail Position: +1m 950m-350m;
 True Remainder

Section	Overall	1000m	800m	600m	400m	200m								
Section Times	1:11.85 [15] (0:13.98)	0:57.87 [15] (0:10.95)	0:46.92 [14] (0:10.81)	0:36.11 [14] (0:11.53)	0:24.58 [16] (0:11.84)	0:12.74 [16] (0:12.74)								
Average Speed [km/h]	51.6	65.7	66.2	62.2	60.8	56.5								
Top Speed [km/h]	66.4	68.5	68.3	64.1	62.7	59.0								
Avg. Dist. to Rail [m]	1.9	1.3	1.5	0.7	2.1	1.9								
Avg. Stride Freq. [Hz]	2.4	2.4	2.4	2.3	2.2	2.2								
Avg. Stride Length [m]	6.7	7.7	7.7	7.4	7.6	7.3								



- [] Ranking at each section and finish
- .-.- No data available at this section
- NA No data available



Horse/Jockey Name	Sovereign Fund
Final Rank	16
Fastest Section Time (Section)	0:10.85 (800m)
Top Speed [km/h] (Section)	70.9 (1000m)
Race State	Finished



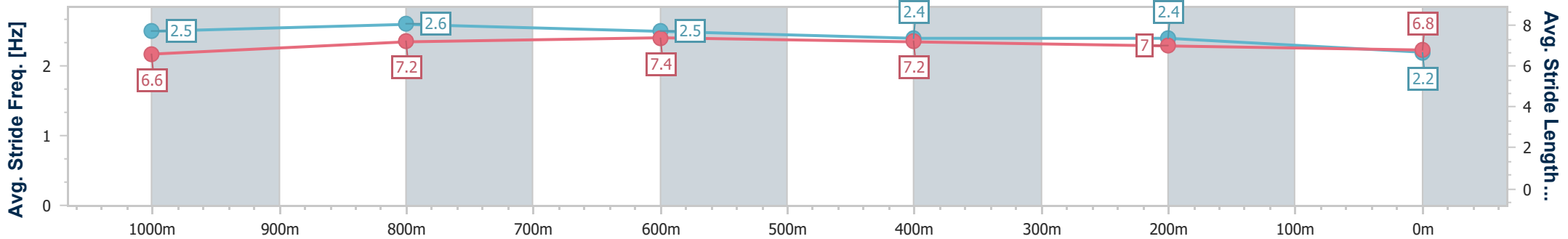
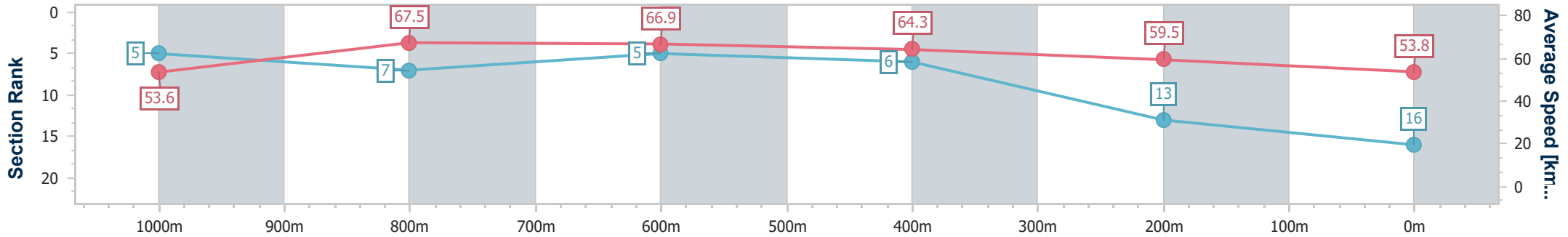
Aquis Park Gold Coast QLD Professional
Race 3: \$2M THE STAR GOLD COAST MAGIC MILLIONS 2YO CLASSIC - 1200m



19 January 2023 - 14:40

Track Rating: Soft 5, Weather: Fine, Rail Position: +1m 950m-350m;
 True Remainder

Section	Overall	1000m	800m	600m	400m	200m								
Section Times	1:12.00 [16] (0:13.42)	0:58.58 [5] (0:10.87)	0:47.71 [7] (0:10.85)	0:36.86 [5] (0:11.35)	0:25.51 [6] (0:12.12)	0:13.39 [13] (0:13.39)								
Average Speed [km/h]	53.6	67.5	66.9	64.3	59.5	53.8								
Top Speed [km/h]	68.7	70.9	69.2	66.2	63.3	57.0								
Avg. Dist. to Rail [m]	9.2	4.3	2.5	2.1	2.9	3.3								
Avg. Stride Freq. [Hz]	2.5	2.6	2.5	2.4	2.4	2.2								
Avg. Stride Length [m]	6.6	7.2	7.4	7.2	7.0	6.8								



- [] Ranking at each section and finish
- .-.- No data available at this section
- NA No data available