



Aquis Park Gold Coast QLD Professional

Race 2: \$1M FRIZELLE SUNSHINE MAGIC MILLIONS SUBZERO - 2200m

19 January 2023 - 13:55



Track Rating: Soft 5, Weather: Fine, Rail Position: +1m 950m-350m; True Remainder

Section		Field Times												
Overall	2000m	1800m	1600m	1400m	1200m	1000m	Last 600m							
2:14.37 (0:14.04)	2:00.33 (0:11.12)	1:49.21 (0:11.84)	1:37.37 (0:11.85)	1:25.52 (0:11.84)	1:13.68 (0:12.22)	1:01.46 (0:12.25)	0:36.90							
Rank	TAB	Horse/Jockey	Barrier	Top Speed [km/h]	Fastest Section								Distance Travelled [m]	
1	1	SKY LAB Jason Collett	17	63.8 800m	0:11.68 2000m	2:14.37 [1] (0:15.02)	1:59.35 [13] (0:11.68)	1:47.67 [14] (0:11.96)	1:35.71 [14] (0:11.87)	1:23.84 [13] (0:11.76)	1:12.08 [13] (0:11.99)	1:00.09 [13] (0:12.06)	0:36.29	
2	12	STREET DANCER Michael Cahill	19	65.5 2000m	0:11.32 2000m	2:14.43 [2] (0:14.45)	1:59.98 [6] (0:11.32)	1:48.66 [7] (0:11.92)	1:36.74 [7] (0:11.86)	1:24.88 [7] (0:12.02)	1:12.86 [8] (0:12.13)	1:00.73 [8] (0:12.23)	0:36.44	-2
3	7	OUTLANDOS Michael Dee	18	64.6 2000m	0:11.36 2000m	2:14.46 [3] (0:15.13)	1:59.33 [14] (0:11.36)	1:47.97 [13] (0:11.95)	1:36.02 [13] (0:12.03)	1:23.99 [14] (0:11.77)	1:12.22 [14] (0:12.02)	1:00.20 [14] (0:12.07)	0:36.10	+1
4	6	SPLENDIFEROUS Tim Clark	9	65.7 2000m	0:11.23 2000m	2:14.56 [4] (0:14.46)	2:00.10 [7] (0:11.23)	1:48.87 [6] (0:11.93)	1:36.94 [6] (0:11.93)	1:25.01 [8] (0:12.08)	1:12.93 [9] (0:12.08)	1:00.85 [9] (0:12.16)	0:36.44	-7
5	11	ZOUMON Brenton Avdulla	4	66.4 2000m	0:11.15 2000m	2:14.70 [5] (0:14.28)	2:00.42 [5] (0:11.15)	1:49.27 [5] (0:11.93)	1:37.34 [5] (0:12.06)	1:25.28 [5] (0:11.89)	1:13.39 [5] (0:12.16)	1:01.23 [5] (0:12.22)	0:36.81	+3
6	3	WARNING Jim Byrne	14	63.4 2000m	0:11.54 2000m	2:14.89 [6] (0:14.92)	1:59.97 [12] (0:11.54)	1:48.43 [12] (0:11.80)	1:36.63 [12] (0:11.89)	1:24.74 [12] (0:11.92)	1:12.82 [12] (0:11.95)	1:00.87 [11] (0:12.10)	0:36.68	+6
7	14	DEFICIT Stephanie Thornton	7	65.5 2000m	0:11.26 2000m	2:14.99 [7] (0:14.84)	2:00.15 [11] (0:11.26)	1:48.89 [11] (0:11.83)	1:37.06 [10] (0:11.96)	1:25.10 [10] (0:12.03)	1:13.07 [11] (0:12.17)	1:00.90 [12] (0:12.23)	0:36.43	-3
8	5	PARRY SOUND Jenny Duggan	1	65.1 2000m	0:11.29 2000m	2:14.99 [8] (0:14.73)	2:00.26 [10] (0:11.29)	1:48.97 [10] (0:11.94)	1:37.03 [11] (0:12.04)	1:24.99 [11] (0:11.85)	1:13.14 [10] (0:12.10)	1:01.04 [10] (0:12.19)	0:36.55	-6
9	10	TOO MUCH CAVIAR Regan Bayliss	11	68.2 2000m	0:11.14 2000m	2:15.52 [9] (0:14.22)	2:01.30 [4] (0:11.14)	1:50.16 [3] (0:11.82)	1:38.34 [3] (0:11.67)	1:26.67 [1] (0:11.84)	1:14.83 [1] (0:12.22)	1:02.61 [1] (0:12.25)	0:38.05	-4
10	4	BIGBOYROY James McDonald	3	66.0 2000m	0:11.32 2000m	2:15.63 [10] (0:14.53)	2:01.10 [8] (0:11.32)	1:49.78 [8] (0:11.92)	1:37.86 [9] (0:11.90)	1:25.96 [9] (0:11.89)	1:14.07 [7] (0:12.08)	1:01.99 [7] (0:12.32)	0:37.42	-6

Scratched: Maurice's Medad (#15), Ashgrove (#16), Tyresa (#17), Head Of State (#18), Bacio Del Mist (#19)

[] Ranking at each section and finish
 -:-:- No data available at this section
 NA No data available

SCN Saddle cloth number
 DNF Did not finish
 DNT Did not track



Aquis Park Gold Coast QLD Professional

Race 2: \$1M FRIZELLE SUNSHINE MAGIC MILLIONS SUBZERO - 2200m

19 January 2023 - 13:55



Track Rating: Soft 5, Weather: Fine, Rail Position: +1m 950m-350m; True Remainder

Section	Overall	2000m	1800m	1600m	1400m	1200m	1000m	Last 600m						
Field Times	2:14.37 (0:14.04)	2:00.33 (0:11.12)	1:49.21 (0:11.84)	1:37.37 (0:11.85)	1:25.52 (0:11.84)	1:13.68 (0:12.22)	1:01.46 (0:12.25)	0:36.90						
Rank	TAB	Horse/Jockey	Barrier	Top Speed [km/h]	Fastest Section									Distance Travelled [m]
11	9	SO DAPPER Larry Cassidy	2	66.6 2000m	0:11.21 2000m	2:16.08 [11] (0:14.19)	2:01.89 [3] (0:11.21)	1:50.68 [4] (0:11.87)	1:38.81 [4] (0:12.01)	1:26.80 [4] (0:11.99)	1:14.81 [6] (0:12.15)	1:02.66 [6] (0:12.36)	0:38.14	-3
12	2	GRANDSLAM Jamie Kah	6	67.4 2000m	0:10.99 2000m	2:16.32 [12] (0:14.17)	2:02.15 [2] (0:10.99)	1:51.16 [1] (0:11.88)	1:39.28 [1] (0:12.04)	1:27.24 [3] (0:12.02)	1:15.22 [3] (0:12.24)	1:02.98 [4] (0:12.44)	0:38.40	+1
13	13	FUN FACT Rachel King	10	65.3 2000m	0:11.28 2000m	2:16.68 [13] (0:14.67)	2:02.01 [9] (0:11.28)	1:50.73 [9] (0:11.78)	1:38.95 [8] (0:11.67)	1:27.28 [6] (0:11.76)	1:15.52 [4] (0:12.05)	1:03.47 [2] (0:12.27)	0:38.96	-2
14	8	REBEL RAMA Tommy Berry	15	66.7 2000m	0:11.18 2000m	2:17.05 [14] (0:14.04)	2:03.01 [1] (0:11.18)	1:51.83 [2] (0:11.78)	1:40.05 [2] (0:11.96)	1:28.09 [2] (0:11.99)	1:16.10 [2] (0:12.17)	1:03.93 [3] (0:12.31)	0:39.49	-4

Scratched: Maurice's Medad (#15), Ashgrove (#16), Tyresa (#17), Head Of State (#18), Bacio Del Mist (#19)

[] Ranking at each section and finish
 -:-:-:- No data available at this section
 NA No data available

SCN Saddle cloth number
 DNF Did not finish
 DNT Did not track



Aquis Park Gold Coast QLD Professional

Race 2: \$1M FRIZELLE SUNSHINE MAGIC MILLIONS SUBZERO - 2200m

19 January 2023 - 13:55



Track Rating: Soft 5, Weather: Fine, Rail Position: +1m 950m-350m; True Remainder

Section										Last 600m		
Field Times		800m	600m	400m	200m							
		0:49.21 (0:12.31)	0:36.90 (0:11.97)	0:24.93 (0:12.30)	0:12.63 (0:12.63)							0:36.90
Rank	TAB	Horse/Jockey	Barrier	Top Speed [km/h]	Fastest Section					Margin	Distance Travelled [m]	
1	1	SKY LAB Jason Collett	17	63.8 800m	0:11.68 2000m	0:48.03 [12] (0:11.74)	0:36.29 [7] (0:11.82)	0:24.47 [4] (0:11.84)	0:12.63 [1] (0:12.63)	2:14.37	0:36.29	
2	12	STREET DANCER Michael Cahill	19	65.5 2000m	0:11.32 2000m	0:48.50 [8] (0:12.06)	0:36.44 [8] (0:11.83)	0:24.61 [5] (0:11.98)	0:12.63 [3] (0:12.63)	0.3L	0:36.44	-2
3	7	OUTLANDOS Michael Dee	18	64.6 2000m	0:11.36 2000m	0:48.13 [14] (0:12.03)	0:36.10 [12] (0:11.91)	0:24.19 [13] (0:11.88)	0:12.31 [7] (0:12.31)	0.5L	0:36.10	+1
4	6	SPLENDIFEROUS Tim Clark	9	65.7 2000m	0:11.23 2000m	0:48.69 [7] (0:12.25)	0:36.44 [10] (0:11.80)	0:24.64 [7] (0:12.09)	0:12.55 [5] (0:12.55)	1L	0:36.44	-7
5	11	ZOUMON Brenton Avdulla	4	66.4 2000m	0:11.15 2000m	0:49.01 [4] (0:12.20)	0:36.81 [4] (0:11.84)	0:24.97 [2] (0:12.06)	0:12.91 [2] (0:12.91)	1.8L	0:36.81	+3
6	3	WARNING Jim Byrne	14	63.4 2000m	0:11.54 2000m	0:48.77 [10] (0:12.09)	0:36.68 [9] (0:12.00)	0:24.68 [9] (0:12.03)	0:12.65 [6] (0:12.65)	2.8L	0:36.68	+6
7	14	DEFICIT Stephanie Thornton	7	65.5 2000m	0:11.26 2000m	0:48.67 [13] (0:12.24)	0:36.43 [14] (0:11.73)	0:24.70 [11] (0:12.01)	0:12.69 [8] (0:12.69)	3.3L	0:36.43	-3
8	5	PARRY SOUND Jenny Duggan	1	65.1 2000m	0:11.29 2000m	0:48.85 [11] (0:12.30)	0:36.55 [13] (0:11.93)	0:24.62 [14] (0:12.18)	0:12.44 [12] (0:12.44)	3.4L	0:36.55	-6
9	10	TOO MUCH CAVIAR Regan Bayliss	11	68.2 2000m	0:11.14 2000m	0:50.36 [1] (0:12.31)	0:38.05 [1] (0:11.97)	0:26.08 [1] (0:12.46)	0:13.62 [4] (0:13.62)	6.4L	0:38.05	-4
10	4	BIGBOYROY James McDonald	3	66.0 2000m	0:11.32 2000m	0:49.67 [9] (0:12.25)	0:37.42 [11] (0:12.03)	0:25.39 [10] (0:12.16)	0:13.23 [9] (0:13.23)	6.9L	0:37.42	-6

Scratched: Maurice's Medad (#15), Ashgrove (#16), Tyresa (#17), Head Of State (#18), Bacio Del Mist (#19)

[] Ranking at each section and finish
 -:-:- No data available at this section
 NA No data available

SCN Saddle cloth number
 DNF Did not finish
 DNT Did not track



Aquis Park Gold Coast QLD Professional

Race 2: \$1M FRIZELLE SUNSHINE MAGIC MILLIONS SUBZERO - 2200m

19 January 2023 - 13:55



Track Rating: Soft 5, Weather: Fine, Rail Position: +1m 950m-350m; True Remainder

Section				800m	600m	400m	200m			Last 600m	
Field Times				0:49.21 (0:12.31)	0:36.90 (0:11.97)	0:24.93 (0:12.30)	0:12.63 (0:12.63)			0:36.90	
Rank	TAB	Horse/Jockey	Barrier	Top Speed [km/h]	Fastest Section	Margin				Distance Travelled [m]	
11	9	SO DAPPER Larry Cassidy	2	66.6 2000m	0:11.21 2000m	0:50.30 [6] (0:12.16)	0:38.14 [6] (0:12.01)	0:26.13 [8] (0:12.50)	0:13.63 [11] (0:13.63)	9.4L	0:38.14 -3
12	2	GRANDSLAM Jamie Kah	6	67.4 2000m	0:10.99 2000m	0:50.54 [5] (0:12.14)	0:38.40 [5] (0:12.38)	0:26.02 [12] (0:12.49)	0:13.53 [13] (0:13.53)	10.7L	0:38.40 +1
13	13	FUN FACT Rachel King	10	65.3 2000m	0:11.28 2000m	0:51.20 [2] (0:12.24)	0:38.96 [3] (0:12.27)	0:26.69 [6] (0:12.89)	0:13.80 [14] (0:13.80)	12.7L	0:38.96 -2
14	8	REBEL RAMA Tommy Berry	15	66.7 2000m	0:11.18 2000m	0:51.62 [3] (0:12.13)	0:39.49 [2] (0:12.03)	0:27.46 [3] (0:12.68)	0:14.78 [10] (0:14.78)	14.7L	0:39.49 -4

Scratched: Maurice's Medad (#15), Ashgrove (#16), Tyresa (#17), Head Of State (#18), Bacio Del Mist (#19)

[] Ranking at each section and finish
 -:-:-:- No data available at this section
 NA No data available

SCN Saddle cloth number
 DNF Did not finish
 DNT Did not track



Horse/Jockey Name	Sky Lab
Final Rank	1
Fastest Section Time (Section)	0:11.68 (2000m)
Top Speed [km/h] (Section)	63.8 (800m)
Race State	Finished



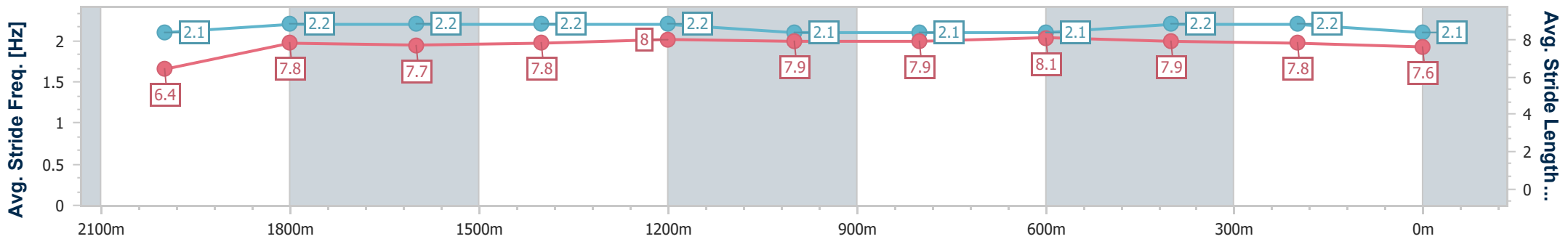
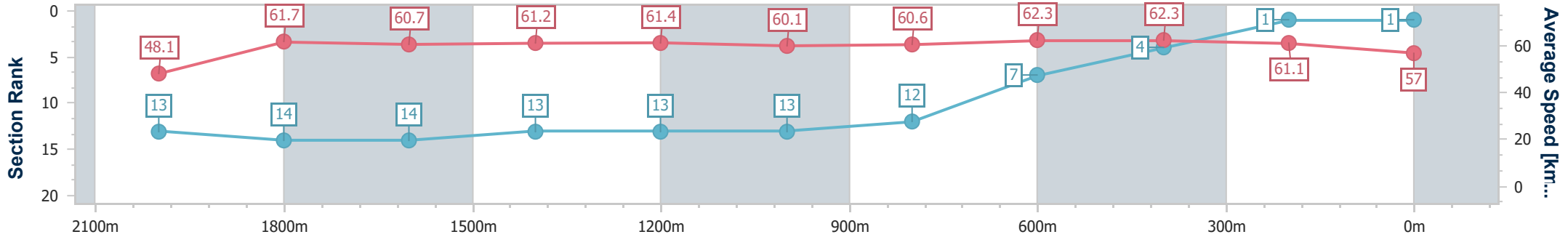
Aquis Park Gold Coast QLD Professional
Race 2: \$1M FRIZELLE SUNSHINE MAGIC MILLIONS
SUBZERO - 2200m



19 January 2023 - 13:55

Track Rating: Soft 5, Weather: Fine, Rail Position: +1m 950m-350m;
 True Remainder

Section	Overall	2000m	1800m	1600m	1400m	1200m	1000m	800m	600m	400m	200m		
Section Times	2:14.37 [1] (0:15.02)	1:59.35 [13] (0:11.68)	1:47.67 [14] (0:11.96)	1:35.71 [14] (0:11.87)	1:23.84 [13] (0:11.76)	1:12.08 [13] (0:11.99)	1:00.09 [13] (0:12.06)	0:48.03 [12] (0:11.74)	0:36.29 [7] (0:11.82)	0:24.47 [4] (0:11.84)	0:12.63 [1] (0:12.63)		
Average Speed [km/h]	48.1	61.7	60.7	61.2	61.4	60.1	60.6	62.3	62.3	61.1	57.0		
Top Speed [km/h]	61.1	62.9	62.3	62.3	63.0	62.3	62.3	63.8	63.6	61.6	60.0		
Avg. Dist. to Rail [m]	6.9	1.2	2.0	1.9	2.2	2.3	3.0	4.0	4.2	5.1	5.0		
Avg. Stride Freq. [Hz]	2.1	2.2	2.2	2.2	2.2	2.1	2.1	2.1	2.2	2.2	2.1		
Avg. Stride Length [m]	6.4	7.8	7.7	7.8	8.0	7.9	7.9	8.1	7.9	7.8	7.6		



- [] Ranking at each section and finish
- .-.- No data available at this section
- NA No data available



Horse/Jockey Name	Street Dancer
Final Rank	2
Fastest Section Time (Section)	0:11.32 (2000m)
Top Speed [km/h] (Section)	65.5 (2000m)
Race State	Finished



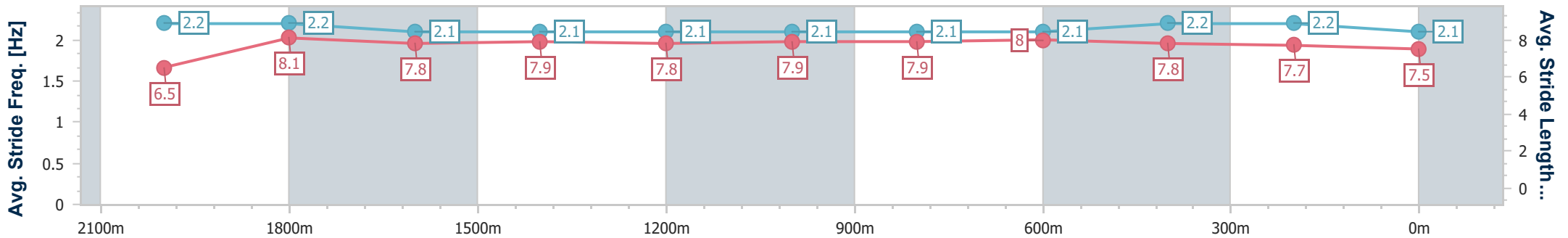
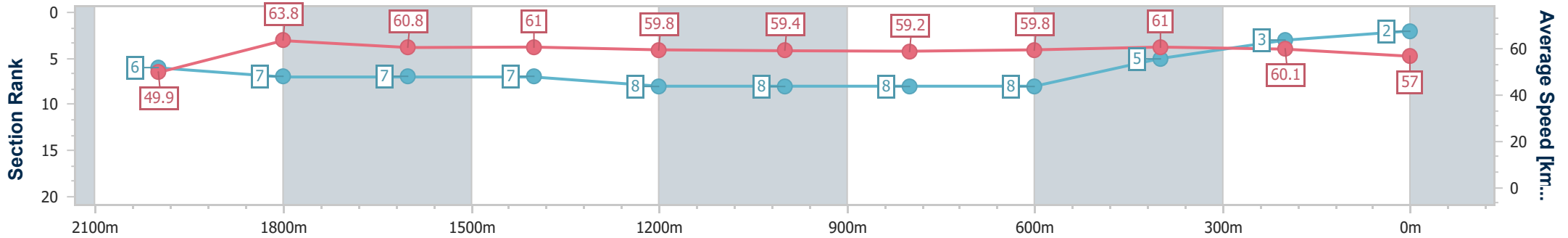
Aquis Park Gold Coast QLD Professional
Race 2: \$1M FRIZELLE SUNSHINE MAGIC MILLIONS
SUBZERO - 2200m



19 January 2023 - 13:55

Track Rating: Soft 5, Weather: Fine, Rail Position: +1m 950m-350m;
 True Remainder

Section	Overall	2000m	1800m	1600m	1400m	1200m	1000m	800m	600m	400m	200m	
Section Times	2:14.43 [2] (0:14.45)	1:59.98 [6] (0:11.32)	1:48.66 [7] (0:11.92)	1:36.74 [7] (0:11.86)	1:24.88 [7] (0:12.02)	1:12.86 [8] (0:12.13)	1:00.73 [8] (0:12.23)	0:48.50 [8] (0:12.06)	0:36.44 [8] (0:11.83)	0:24.61 [5] (0:11.98)	0:12.63 [3] (0:12.63)	
Average Speed [km/h]	49.9	63.8	60.8	61.0	59.8	59.4	59.2	59.8	61.0	60.1	57.0	
Top Speed [km/h]	63.2	65.5	62.4	62.3	61.8	59.9	60.9	62.1	62.6	61.0	59.3	
Avg. Dist. to Rail [m]	9.3	2.1	1.6	1.3	0.6	1.5	0.6	0.8	0.6	0.9	1.4	
Avg. Stride Freq. [Hz]	2.2	2.2	2.1	2.1	2.1	2.1	2.1	2.1	2.2	2.2	2.1	
Avg. Stride Length [m]	6.5	8.1	7.8	7.9	7.8	7.9	7.9	8.0	7.8	7.7	7.5	



- [] Ranking at each section and finish
- .-.- No data available at this section
- NA No data available



Horse/Jockey Name	Outlandos
Final Rank	3
Fastest Section Time (Section)	0:11.36 (2000m)
Top Speed [km/h] (Section)	64.6 (2000m)
Race State	Finished



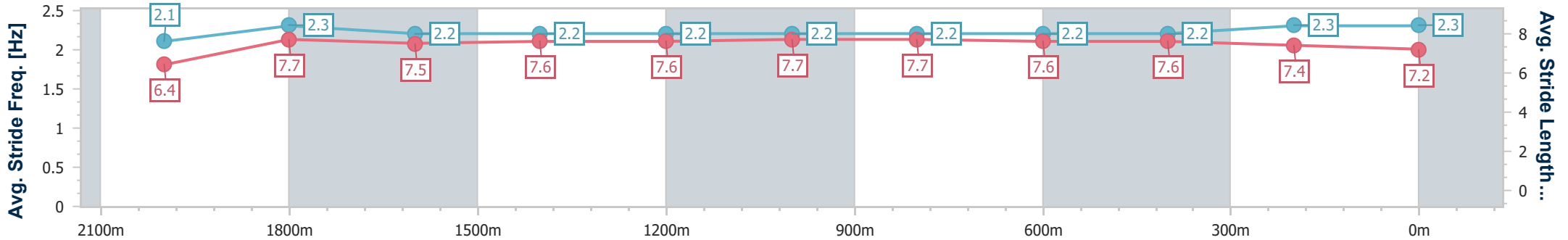
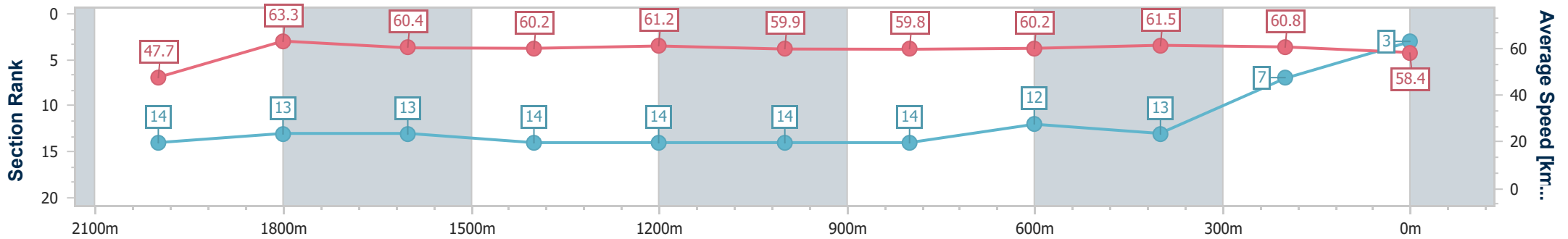
Aquis Park Gold Coast QLD Professional
Race 2: \$1M FRIZELLE SUNSHINE MAGIC MILLIONS
SUBZERO - 2200m



19 January 2023 - 13:55

Track Rating: Soft 5, Weather: Fine, Rail Position: +1m 950m-350m;
True Remainder

Section	Overall	2000m	1800m	1600m	1400m	1200m	1000m	800m	600m	400m	200m		
Section Times	2:14.46 [3] (0:15.13)	1:59.33 [14] (0:11.36)	1:47.97 [13] (0:11.95)	1:36.02 [13] (0:12.03)	1:23.99 [14] (0:11.77)	1:12.22 [14] (0:12.02)	1:00.20 [14] (0:12.07)	0:48.13 [14] (0:12.03)	0:36.10 [12] (0:11.91)	0:24.19 [13] (0:11.88)	0:12.31 [7] (0:12.31)		
Average Speed [km/h]	47.7	63.3	60.4	60.2	61.2	59.9	59.8	60.2	61.5	60.8	58.4		
Top Speed [km/h]	63.5	64.6	61.4	61.0	62.1	61.0	60.8	62.0	62.4	61.1	60.2		
Avg. Dist. to Rail [m]	7.3	0.5	0.7	0.9	1.2	1.2	0.6	1.8	3.0	4.3	6.8		
Avg. Stride Freq. [Hz]	2.1	2.3	2.2	2.2	2.2	2.2	2.2	2.2	2.2	2.3	2.3		
Avg. Stride Length [m]	6.4	7.7	7.5	7.6	7.6	7.7	7.7	7.6	7.6	7.4	7.2		



- [] Ranking at each section and finish
- .-.- No data available at this section
- NA No data available



Horse/Jockey Name	Splendiferous
Final Rank	4
Fastest Section Time (Section)	0:11.23 (2000m)
Top Speed [km/h] (Section)	65.7 (2000m)
Race State	Finished



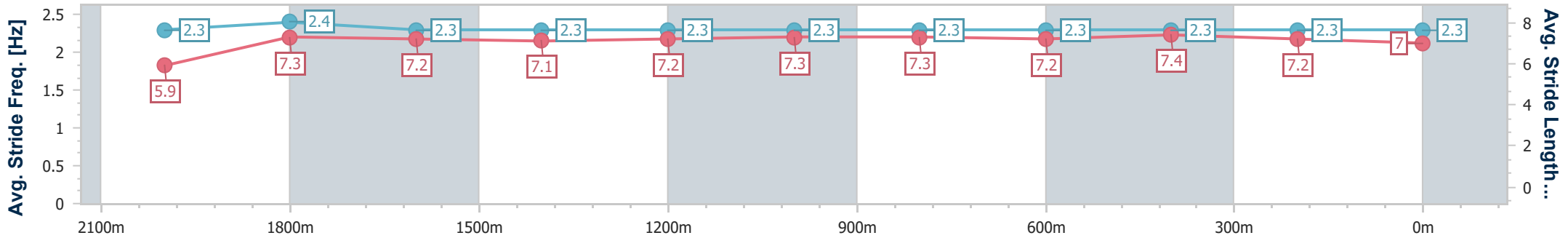
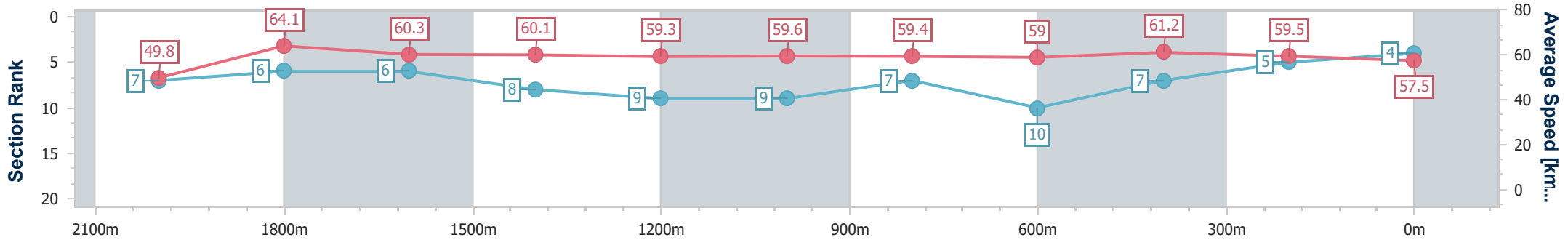
Aquis Park Gold Coast QLD Professional
Race 2: \$1M FRIZELLE SUNSHINE MAGIC MILLIONS
SUBZERO - 2200m



19 January 2023 - 13:55

Track Rating: Soft 5, Weather: Fine, Rail Position: +1m 950m-350m;
 True Remainder

Section	Overall	2000m	1800m	1600m	1400m	1200m	1000m	800m	600m	400m	200m		
Section Times	2:14.56 [4] (0:14.46)	2:00.10 [7] (0:11.23)	1:48.87 [6] (0:11.93)	1:36.94 [6] (0:11.93)	1:25.01 [8] (0:12.08)	1:12.93 [9] (0:12.08)	1:00.85 [9] (0:12.16)	0:48.69 [7] (0:12.25)	0:36.44 [10] (0:11.80)	0:24.64 [7] (0:12.09)	0:12.55 [5] (0:12.55)		
Average Speed [km/h]	49.8	64.1	60.3	60.1	59.3	59.6	59.4	59.0	61.2	59.5	57.5		
Top Speed [km/h]	63.7	65.7	61.9	62.1	61.1	60.1	60.3	61.6	62.3	61.1	59.0		
Avg. Dist. to Rail [m]	4.9	1.2	0.4	1.0	0.8	1.1	0.7	1.0	0.6	0.9	3.7		
Avg. Stride Freq. [Hz]	2.3	2.4	2.3	2.3	2.3	2.3	2.3	2.3	2.3	2.3	2.3		
Avg. Stride Length [m]	5.9	7.3	7.2	7.1	7.2	7.3	7.3	7.2	7.4	7.2	7.0		



- [] Ranking at each section and finish
- .-.- No data available at this section
- NA No data available



Horse/Jockey Name	Zoumon
Final Rank	5
Fastest Section Time (Section)	0:11.15 (2000m)
Top Speed [km/h] (Section)	66.4 (2000m)
Race State	Finished



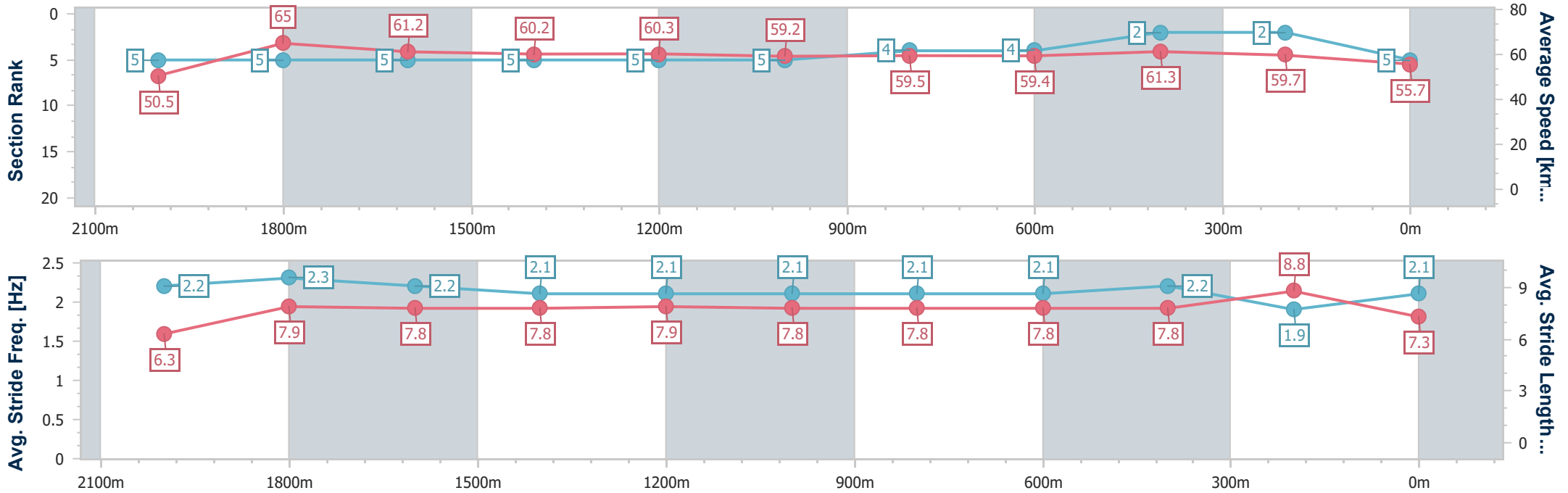
Aquis Park Gold Coast QLD Professional
 Race 2: \$1M FRIZELLE SUNSHINE MAGIC MILLIONS
 SUBZERO - 2200m



19 January 2023 - 13:55

Track Rating: Soft 5, Weather: Fine, Rail Position: +1m 950m-350m;
 True Remainder

Section	Overall	2000m	1800m	1600m	1400m	1200m	1000m	800m	600m	400m	200m
Section Times	2:14.70 [5] (0:14.28)	2:00.42 [5] (0:11.15)	1:49.27 [5] (0:11.93)	1:37.34 [5] (0:12.06)	1:25.28 [5] (0:11.89)	1:13.39 [5] (0:12.16)	1:01.23 [5] (0:12.22)	0:49.01 [4] (0:12.20)	0:36.81 [4] (0:11.84)	0:24.97 [2] (0:12.06)	0:12.91 [2] (0:12.91)
Average Speed [km/h]	50.5	65.0	61.2	60.2	60.3	59.2	59.5	59.4	61.3	59.7	55.7
Top Speed [km/h]	65.8	66.4	62.5	61.3	62.1	60.6	60.3	61.1	62.8	60.1	58.6
Avg. Dist. to Rail [m]	2.6	2.4	3.2	1.6	0.8	0.6	1.6	1.9	1.0	1.1	2.4
Avg. Stride Freq. [Hz]	2.2	2.3	2.2	2.1	2.1	2.1	2.1	2.1	2.2	1.9	2.1
Avg. Stride Length [m]	6.3	7.9	7.8	7.8	7.9	7.8	7.8	7.8	7.8	8.8	7.3



- [] Ranking at each section and finish
- .-.- No data available at this section
- NA No data available



Horse/Jockey Name	Warning
Final Rank	6
Fastest Section Time (Section)	0:11.54 (2000m)
Top Speed [km/h] (Section)	63.4 (2000m)
Race State	Finished



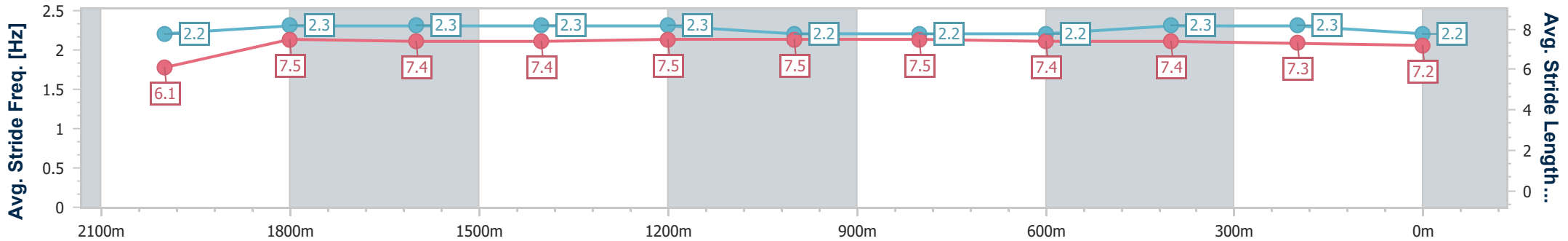
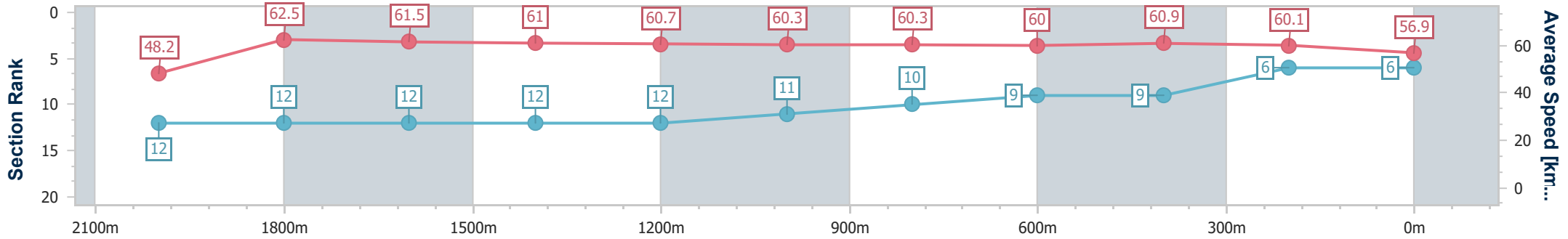
Aquis Park Gold Coast QLD Professional
Race 2: \$1M FRIZELLE SUNSHINE MAGIC MILLIONS
SUBZERO - 2200m



19 January 2023 - 13:55

Track Rating: Soft 5, Weather: Fine, Rail Position: +1m 950m-350m;
True Remainder

Section	Overall	2000m	1800m	1600m	1400m	1200m	1000m	800m	600m	400m	200m		
Section Times	2:14.89 [6] (0:14.92)	1:59.97 [12] (0:11.54)	1:48.43 [12] (0:11.80)	1:36.63 [12] (0:11.89)	1:24.74 [12] (0:11.92)	1:12.82 [12] (0:11.95)	1:00.87 [11] (0:12.10)	0:48.77 [10] (0:12.09)	0:36.68 [9] (0:12.00)	0:24.68 [9] (0:12.03)	0:12.65 [6] (0:12.65)		
Average Speed [km/h]	48.2	62.5	61.5	61.0	60.7	60.3	60.3	60.0	60.9	60.1	56.9		
Top Speed [km/h]	61.6	63.4	61.9	62.8	62.8	62.2	61.3	61.0	62.0	61.3	58.6		
Avg. Dist. to Rail [m]	6.1	1.4	1.9	1.7	2.6	3.1	2.5	1.8	2.5	5.1	8.3		
Avg. Stride Freq. [Hz]	2.2	2.3	2.3	2.3	2.3	2.2	2.2	2.2	2.3	2.3	2.2		
Avg. Stride Length [m]	6.1	7.5	7.4	7.4	7.5	7.5	7.5	7.4	7.4	7.3	7.2		



- [] Ranking at each section and finish
- .-.- No data available at this section
- NA No data available



Horse/Jockey Name	Deficit
Final Rank	7
Fastest Section Time (Section)	0:11.26 (2000m)
Top Speed [km/h] (Section)	65.5 (2000m)
Race State	Finished



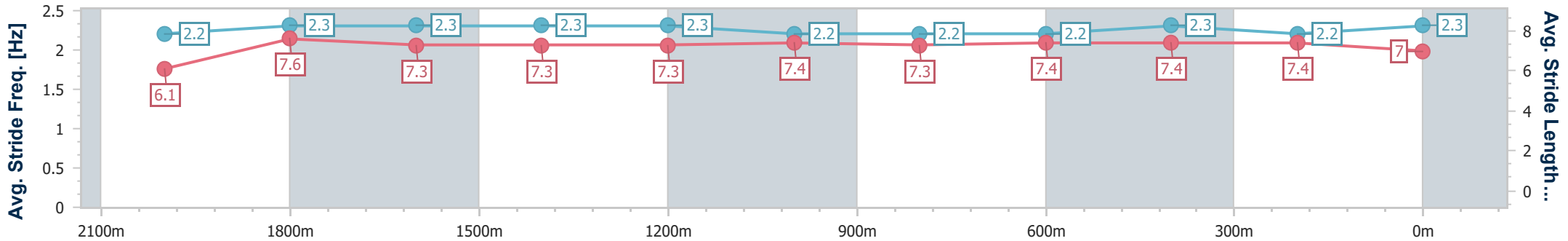
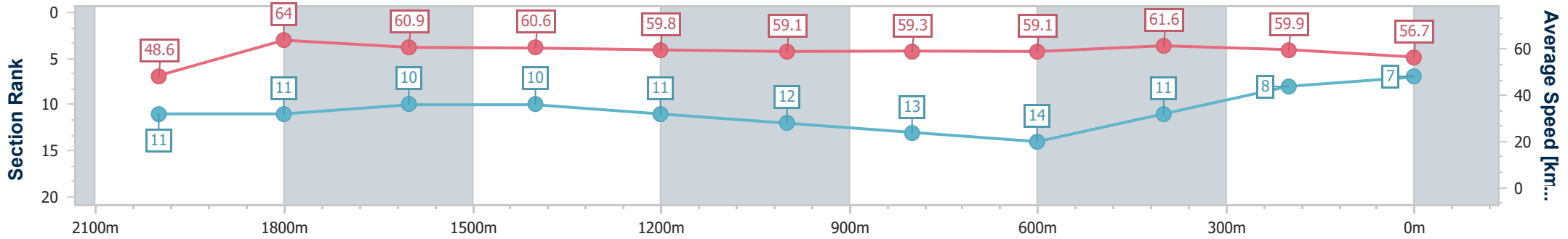
Aquis Park Gold Coast QLD Professional
Race 2: \$1M FRIZELLE SUNSHINE MAGIC MILLIONS
SUBZERO - 2200m



19 January 2023 - 13:55

Track Rating: Soft 5, Weather: Fine, Rail Position: +1m 950m-350m;
True Remainder

Section	Overall	2000m	1800m	1600m	1400m	1200m	1000m	800m	600m	400m	200m		
Section Times	2:14.99 [7] (0:14.84)	2:00.15 [11] (0:11.26)	1:48.89 [11] (0:11.83)	1:37.06 [10] (0:11.96)	1:25.10 [10] (0:12.03)	1:13.07 [11] (0:12.17)	1:00.90 [12] (0:12.23)	0:48.67 [13] (0:12.24)	0:36.43 [14] (0:11.73)	0:24.70 [11] (0:12.01)	0:12.69 [8] (0:12.69)		
Average Speed [km/h]	48.6	64.0	60.9	60.6	59.8	59.1	59.3	59.1	61.6	59.9	56.7		
Top Speed [km/h]	63.4	65.5	63.6	61.7	62.2	60.2	60.6	62.1	64.2	60.6	58.2		
Avg. Dist. to Rail [m]	2.7	0.2	0.8	0.8	0.6	1.2	1.3	1.1	0.5	2.1	4.3		
Avg. Stride Freq. [Hz]	2.2	2.3	2.3	2.3	2.3	2.2	2.2	2.2	2.3	2.2	2.3		
Avg. Stride Length [m]	6.1	7.6	7.3	7.3	7.3	7.4	7.3	7.4	7.4	7.4	7.0		



- [] Ranking at each section and finish
- .-.- No data available at this section
- NA No data available



Horse/Jockey Name	Parry Sound
Final Rank	8
Fastest Section Time (Section)	0:11.29 (2000m)
Top Speed [km/h] (Section)	65.1 (2000m)
Race State	Finished



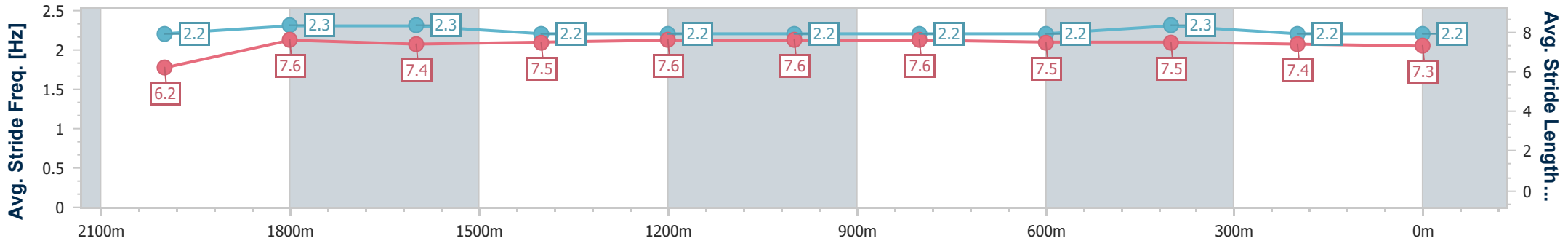
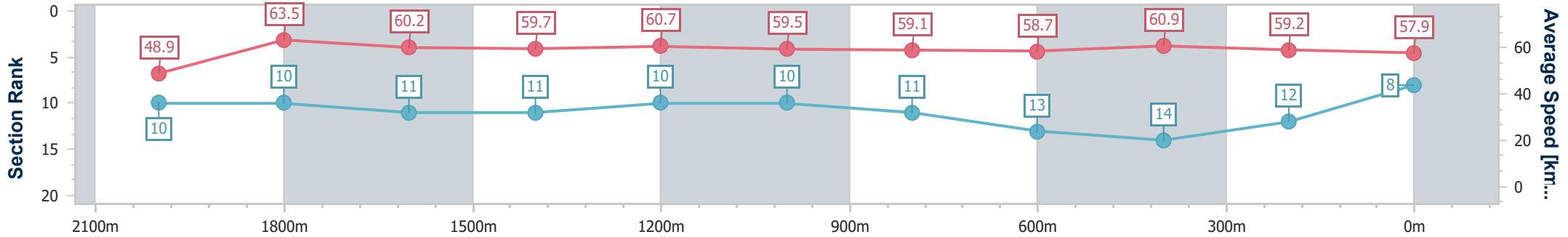
Aquis Park Gold Coast QLD Professional
Race 2: \$1M FRIZELLE SUNSHINE MAGIC MILLIONS
SUBZERO - 2200m



19 January 2023 - 13:55

Track Rating: Soft 5, Weather: Fine, Rail Position: +1m 950m-350m;
 True Remainder

Section	Overall	2000m	1800m	1600m	1400m	1200m	1000m	800m	600m	400m	200m		
Section Times	2:14.99 [8] (0:14.73)	2:00.26 [10] (0:11.29)	1:48.97 [10] (0:11.94)	1:37.03 [11] (0:12.04)	1:24.99 [11] (0:11.85)	1:13.14 [10] (0:12.10)	1:01.04 [10] (0:12.19)	0:48.85 [11] (0:12.30)	0:36.55 [13] (0:11.93)	0:24.62 [14] (0:12.18)	0:12.44 [12] (0:12.44)		
Average Speed [km/h]	48.9	63.5	60.2	59.7	60.7	59.5	59.1	58.7	60.9	59.2	57.9		
Top Speed [km/h]	64.0	65.1	61.5	61.4	62.1	60.0	60.8	61.0	62.9	60.4	58.9		
Avg. Dist. to Rail [m]	1.1	1.3	0.4	0.4	0.2	0.2	0.2	0.6	1.5	2.9	8.6		
Avg. Stride Freq. [Hz]	2.2	2.3	2.3	2.2	2.2	2.2	2.2	2.2	2.3	2.2	2.2		
Avg. Stride Length [m]	6.2	7.6	7.4	7.5	7.6	7.6	7.6	7.5	7.5	7.4	7.3		



- [] Ranking at each section and finish
- .-.- No data available at this section
- NA No data available



Horse/Jockey Name	Too Much Caviar
Final Rank	9
Fastest Section Time (Section)	0:11.14 (2000m)
Top Speed [km/h] (Section)	68.2 (2000m)
Race State	Finished



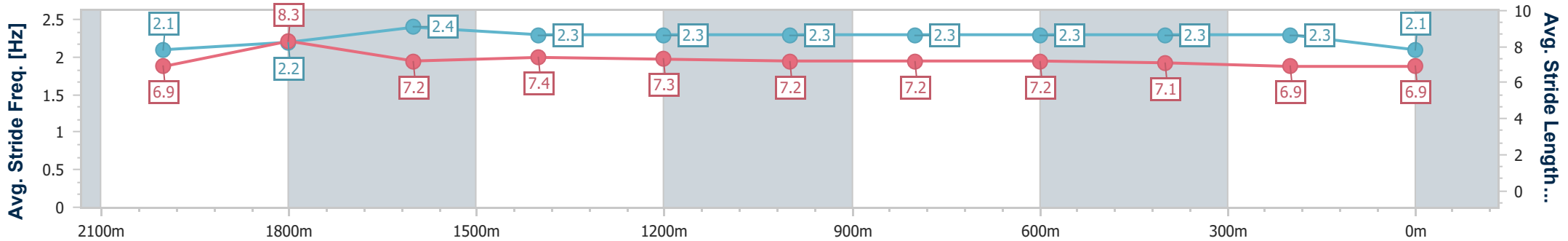
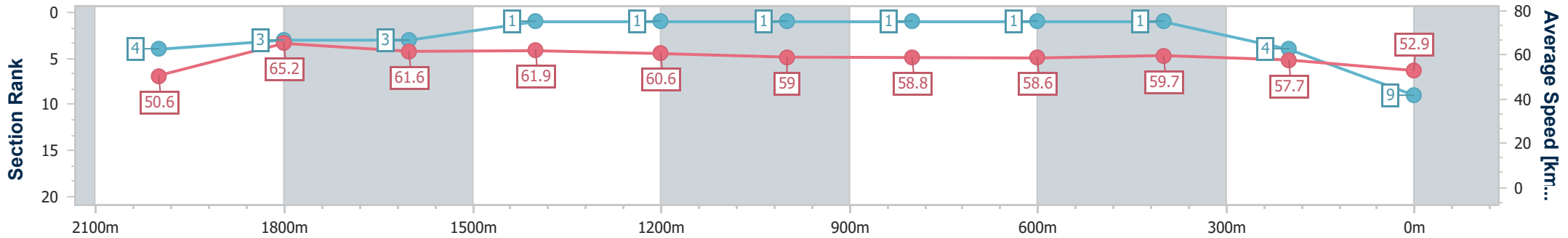
Aquis Park Gold Coast QLD Professional
Race 2: \$1M FRIZELLE SUNSHINE MAGIC MILLIONS
SUBZERO - 2200m



19 January 2023 - 13:55

Track Rating: Soft 5, Weather: Fine, Rail Position: +1m 950m-350m;
True Remainder

Section	Overall	2000m	1800m	1600m	1400m	1200m	1000m	800m	600m	400m	200m
Section Times	2:15.52 [9] (0:14.22)	2:01.30 [4] (0:11.14)	1:50.16 [3] (0:11.82)	1:38.34 [3] (0:11.67)	1:26.67 [1] (0:11.84)	1:14.83 [1] (0:12.22)	1:02.61 [1] (0:12.25)	0:50.36 [1] (0:12.31)	0:38.05 [1] (0:11.97)	0:26.08 [1] (0:12.46)	0:13.62 [4] (0:13.62)
Average Speed [km/h]	50.6	65.2	61.6	61.9	60.6	59.0	58.8	58.6	59.7	57.7	52.9
Top Speed [km/h]	63.8	68.2	65.0	63.7	62.3	59.9	59.8	59.8	61.6	59.2	57.2
Avg. Dist. to Rail [m]	6.7	3.7	2.4	1.3	0.5	0.1	0.2	0.3	1.1	0.8	0.7
Avg. Stride Freq. [Hz]	2.1	2.2	2.4	2.3	2.3	2.3	2.3	2.3	2.3	2.3	2.1
Avg. Stride Length [m]	6.9	8.3	7.2	7.4	7.3	7.2	7.2	7.2	7.1	6.9	6.9



- [] Ranking at each section and finish
- .-.- No data available at this section
- NA No data available



Horse/Jockey Name	Bigboyroy
Final Rank	10
Fastest Section Time (Section)	0:11.32 (2000m)
Top Speed [km/h] (Section)	66.0 (2000m)
Race State	Finished



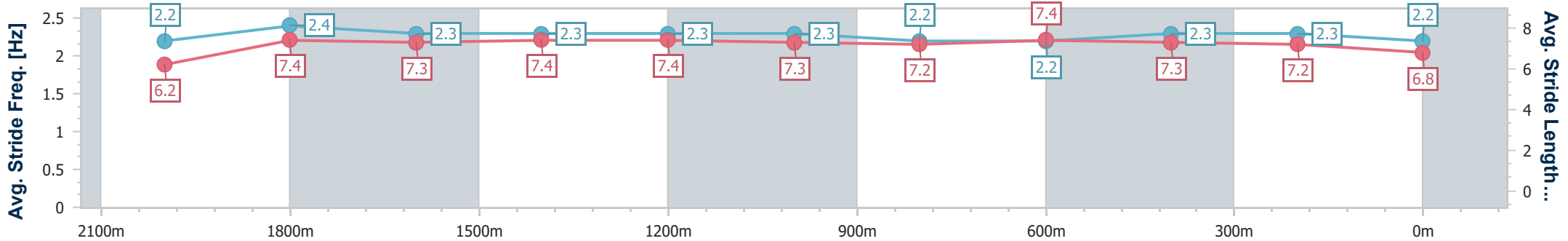
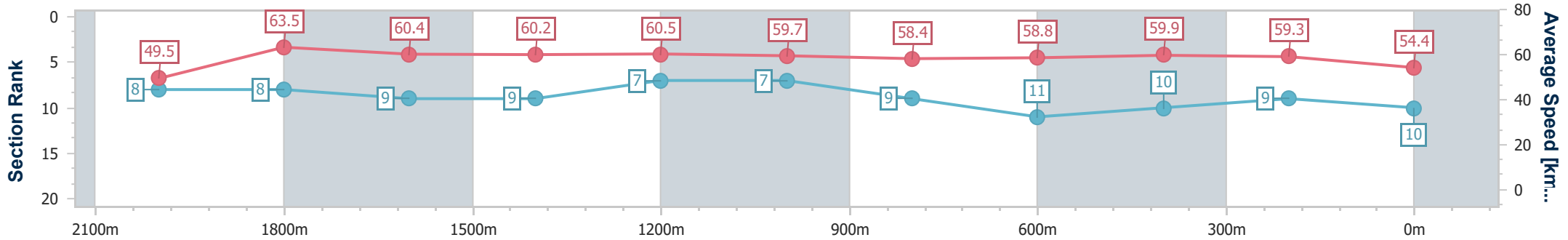
Aquis Park Gold Coast QLD Professional
Race 2: \$1M FRIZELLE SUNSHINE MAGIC MILLIONS
SUBZERO - 2200m



19 January 2023 - 13:55

Track Rating: Soft 5, Weather: Fine, Rail Position: +1m 950m-350m;
 True Remainder

Section	Overall	2000m	1800m	1600m	1400m	1200m	1000m	800m	600m	400m	200m	
Section Times	2:15.63 [10] (0:14.53)	2:01.10 [8] (0:11.32)	1:49.78 [8] (0:11.92)	1:37.86 [9] (0:11.90)	1:25.96 [9] (0:11.89)	1:14.07 [7] (0:12.08)	1:01.99 [7] (0:12.32)	0:49.67 [9] (0:12.25)	0:37.42 [11] (0:12.03)	0:25.39 [10] (0:12.16)	0:13.23 [9] (0:13.23)	
Average Speed [km/h]	49.5	63.5	60.4	60.2	60.5	59.7	58.4	58.8	59.9	59.3	54.4	
Top Speed [km/h]	64.5	66.0	61.9	61.4	61.8	60.1	60.0	61.6	62.2	60.1	58.4	
Avg. Dist. to Rail [m]	1.2	0.4	0.5	0.6	0.3	0.2	0.2	0.2	0.5	1.7	3.2	
Avg. Stride Freq. [Hz]	2.2	2.4	2.3	2.3	2.3	2.3	2.2	2.2	2.3	2.3	2.2	
Avg. Stride Length [m]	6.2	7.4	7.3	7.4	7.4	7.3	7.2	7.4	7.3	7.2	6.8	



- [] Ranking at each section and finish
- .-.- No data available at this section
- NA No data available



Horse/Jockey Name	So Dapper
Final Rank	11
Fastest Section Time (Section)	0:11.21 (2000m)
Top Speed [km/h] (Section)	66.6 (2000m)
Race State	Finished



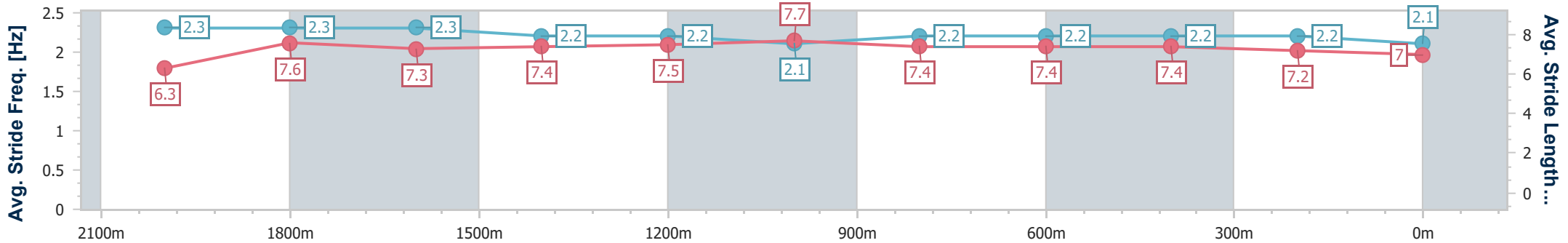
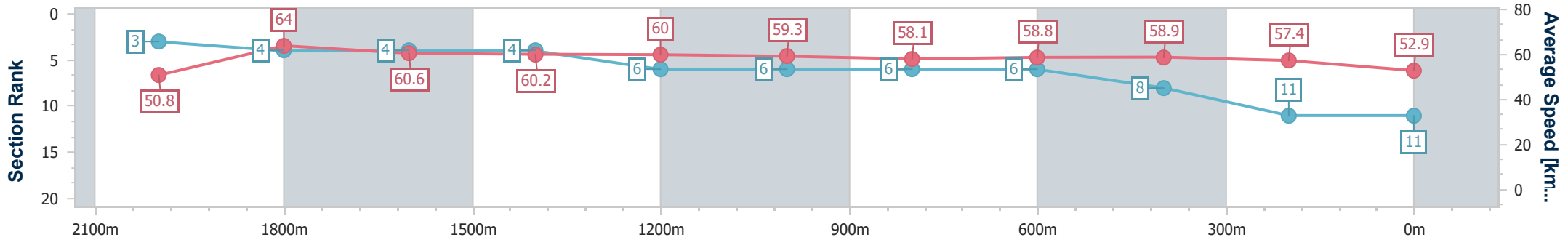
Aquis Park Gold Coast QLD Professional
Race 2: \$1M FRIZELLE SUNSHINE MAGIC MILLIONS
SUBZERO - 2200m



19 January 2023 - 13:55

Track Rating: Soft 5, Weather: Fine, Rail Position: +1m 950m-350m;
 True Remainder

Section	Overall	2000m	1800m	1600m	1400m	1200m	1000m	800m	600m	400m	200m
Section Times	2:16.08 [11] (0:14.19)	2:01.89 [3] (0:11.21)	1:50.68 [4] (0:11.87)	1:38.81 [4] (0:12.01)	1:26.80 [4] (0:11.99)	1:14.81 [6] (0:12.15)	1:02.66 [6] (0:12.36)	0:50.30 [6] (0:12.16)	0:38.14 [6] (0:12.01)	0:26.13 [8] (0:12.50)	0:13.63 [11] (0:13.63)
Average Speed [km/h]	50.8	64.0	60.6	60.2	60.0	59.3	58.1	58.8	58.9	57.4	52.9
Top Speed [km/h]	66.0	66.6	61.6	62.4	62.1	60.3	59.1	60.4	60.1	58.1	56.1
Avg. Dist. to Rail [m]	0.8	1.1	0.9	1.1	0.9	0.2	0.3	1.5	3.1	1.4	2.3
Avg. Stride Freq. [Hz]	2.3	2.3	2.3	2.2	2.2	2.1	2.2	2.2	2.2	2.2	2.1
Avg. Stride Length [m]	6.3	7.6	7.3	7.4	7.5	7.7	7.4	7.4	7.4	7.2	7.0



- [] Ranking at each section and finish
- .-.- No data available at this section
- NA No data available



Horse/Jockey Name	Grandslam
Final Rank	12
Fastest Section Time (Section)	0:10.99 (2000m)
Top Speed [km/h] (Section)	67.4 (2000m)
Race State	Finished



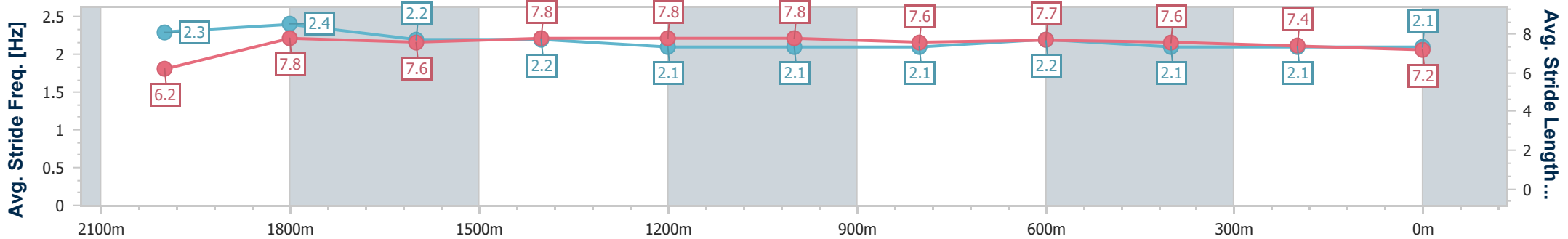
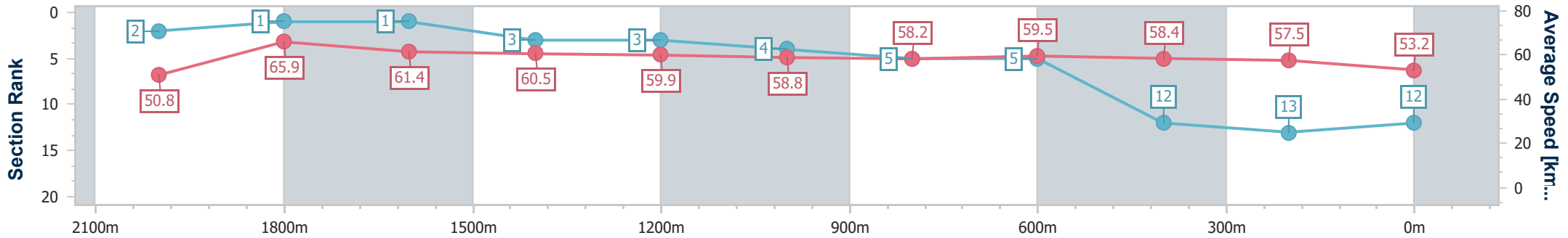
Aquis Park Gold Coast QLD Professional
Race 2: \$1M FRIZELLE SUNSHINE MAGIC MILLIONS
SUBZERO - 2200m



19 January 2023 - 13:55

Track Rating: Soft 5, Weather: Fine, Rail Position: +1m 950m-350m;
 True Remainder

Section	Overall	2000m	1800m	1600m	1400m	1200m	1000m	800m	600m	400m	200m
Section Times	2:16.32 [12] (0:14.17)	2:02.15 [2] (0:10.99)	1:51.16 [1] (0:11.88)	1:39.28 [1] (0:12.04)	1:27.24 [3] (0:12.02)	1:15.22 [3] (0:12.24)	1:02.98 [4] (0:12.44)	0:50.54 [5] (0:12.14)	0:38.40 [5] (0:12.38)	0:26.02 [12] (0:12.49)	0:13.53 [13] (0:13.53)
Average Speed [km/h]	50.8	65.9	61.4	60.5	59.9	58.8	58.2	59.5	58.4	57.5	53.2
Top Speed [km/h]	66.6	67.4	62.1	62.0	61.8	59.3	58.8	60.8	60.8	57.9	56.4
Avg. Dist. to Rail [m]	3.5	2.0	2.9	2.0	0.8	1.0	0.9	0.8	0.4	0.5	2.9
Avg. Stride Freq. [Hz]	2.3	2.4	2.2	2.2	2.1	2.1	2.1	2.2	2.1	2.1	2.1
Avg. Stride Length [m]	6.2	7.8	7.6	7.8	7.8	7.8	7.6	7.7	7.6	7.4	7.2



- [] Ranking at each section and finish
- .-.- No data available at this section
- NA No data available



Horse/Jockey Name	Fun Fact
Final Rank	13
Fastest Section Time (Section)	0:11.28 (2000m)
Top Speed [km/h] (Section)	65.3 (2000m)
Race State	Finished



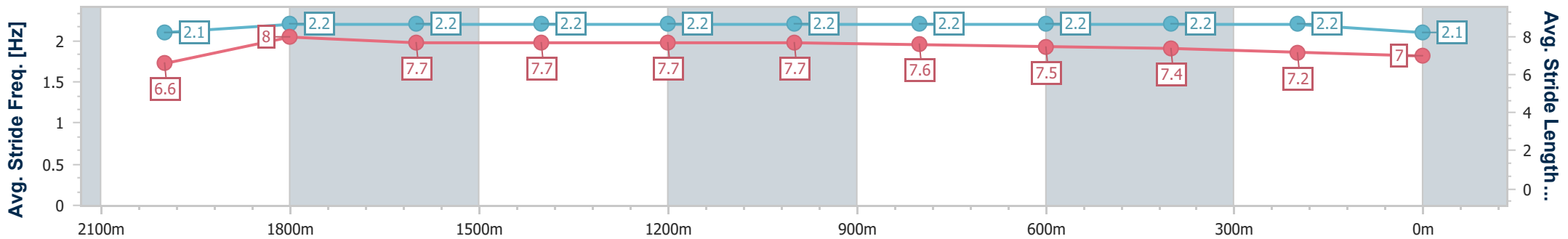
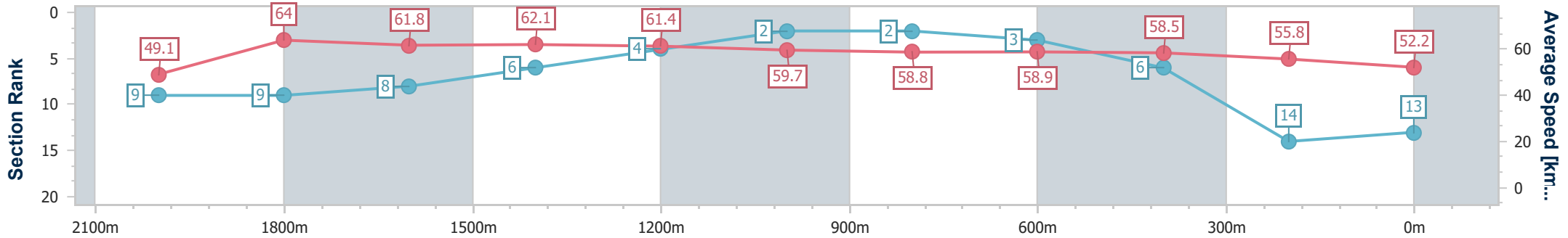
Aquis Park Gold Coast QLD Professional
 Race 2: \$1M FRIZELLE SUNSHINE MAGIC MILLIONS
 SUBZERO - 2200m



19 January 2023 - 13:55

Track Rating: Soft 5, Weather: Fine, Rail Position: +1m 950m-350m;
 True Remainder

Section	Overall	2000m	1800m	1600m	1400m	1200m	1000m	800m	600m	400m	200m
Section Times	2:16.68 [13] (0:14.67)	2:02.01 [9] (0:11.28)	1:50.73 [9] (0:11.78)	1:38.95 [8] (0:11.67)	1:27.28 [6] (0:11.76)	1:15.52 [4] (0:12.05)	1:03.47 [2] (0:12.27)	0:51.20 [2] (0:12.24)	0:38.96 [3] (0:12.27)	0:26.69 [6] (0:12.89)	0:13.80 [14] (0:13.80)
Average Speed [km/h]	49.1	64.0	61.8	62.1	61.4	59.7	58.8	58.9	58.5	55.8	52.2
Top Speed [km/h]	64.3	65.3	63.2	63.0	63.1	61.4	59.6	59.4	59.2	57.9	54.5
Avg. Dist. to Rail [m]	4.3	1.3	2.2	1.6	1.4	1.0	0.2	0.4	0.8	0.8	3.5
Avg. Stride Freq. [Hz]	2.1	2.2	2.2	2.2	2.2	2.2	2.2	2.2	2.2	2.2	2.1
Avg. Stride Length [m]	6.6	8.0	7.7	7.7	7.7	7.7	7.6	7.5	7.4	7.2	7.0



- [] Ranking at each section and finish
- .-.- No data available at this section
- NA No data available



Horse/Jockey Name	Rebel Rama
Final Rank	14
Fastest Section Time (Section)	0:11.18 (2000m)
Top Speed [km/h] (Section)	66.7 (2000m)
Race State	Finished



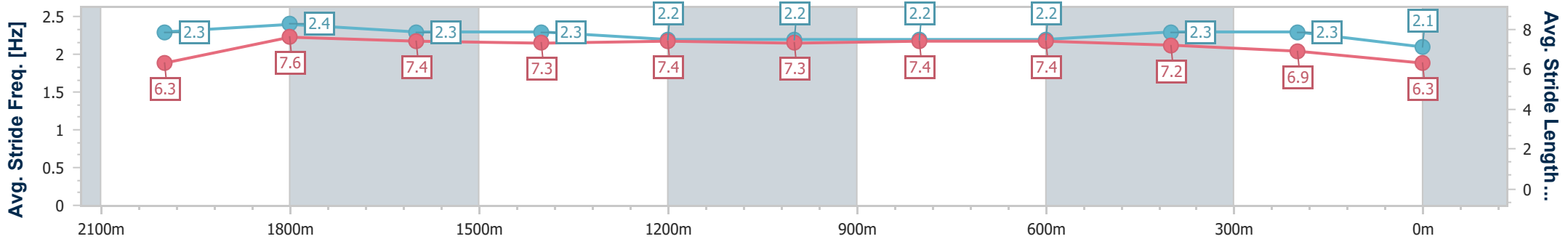
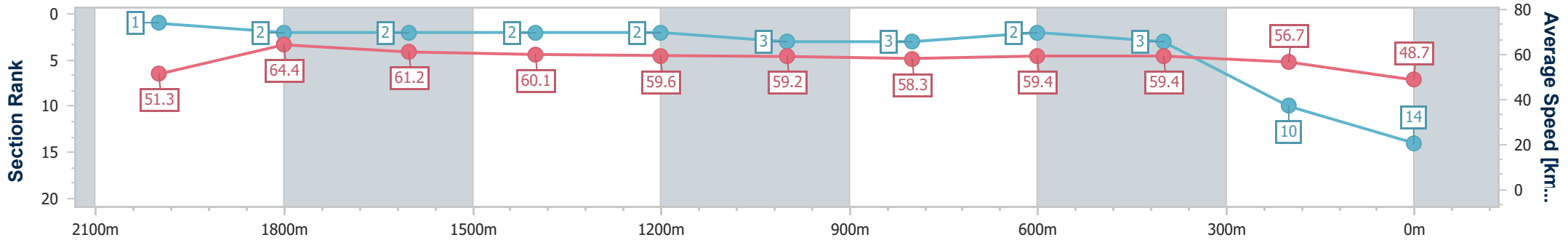
Aquis Park Gold Coast QLD Professional
 Race 2: \$1M FRIZELLE SUNSHINE MAGIC MILLIONS
 SUBZERO - 2200m



19 January 2023 - 13:55

Track Rating: Soft 5, Weather: Fine, Rail Position: +1m 950m-350m;
 True Remainder

Section	Overall	2000m	1800m	1600m	1400m	1200m	1000m	800m	600m	400m	200m	
Section Times	2:17.05 [14] (0:14.04)	2:03.01 [1] (0:11.18)	1:51.83 [2] (0:11.78)	1:40.05 [2] (0:11.96)	1:28.09 [2] (0:11.99)	1:16.10 [2] (0:12.17)	1:03.93 [3] (0:12.31)	0:51.62 [3] (0:12.13)	0:39.49 [2] (0:12.03)	0:27.46 [3] (0:12.68)	0:14.78 [10] (0:14.78)	
Average Speed [km/h]	51.3	64.4	61.2	60.1	59.6	59.2	58.3	59.4	59.4	56.7	48.7	
Top Speed [km/h]	66.4	66.7	62.1	61.1	60.4	60.4	59.1	60.5	61.0	59.5	53.6	
Avg. Dist. to Rail [m]	7.9	2.0	0.9	1.2	2.5	0.5	0.7	0.3	1.1	1.1	0.8	
Avg. Stride Freq. [Hz]	2.3	2.4	2.3	2.3	2.2	2.2	2.2	2.2	2.3	2.3	2.1	
Avg. Stride Length [m]	6.3	7.6	7.4	7.3	7.4	7.3	7.4	7.4	7.2	6.9	6.3	



- [] Ranking at each section and finish
- .-.- No data available at this section
- NA No data available