



# Aquis Park Gold Coast QLD Professional

## Race 1: \$1M RACING QUEENSLAND MAGIC MILLIONS QTIS OPEN - 1300m

19 January 2023 - 13:21



Track Rating: Soft 5, Weather: Fine, Rail Position: +1m 950m-350m; True Remainder

| Section     |  | Overall              | 1200m                | 1000m                | 800m                      | 600m                      | 400m                      | Last 600m                 |                           |                           |         |     |
|-------------|--|----------------------|----------------------|----------------------|---------------------------|---------------------------|---------------------------|---------------------------|---------------------------|---------------------------|---------|-----|
| Field Times |  | 1:15.76<br>(0:08.24) | 1:07.52<br>(0:10.45) | 0:57.07<br>(0:10.95) | 0:46.12<br>(0:11.11)      | 0:35.01<br>(0:11.31)      | 0:23.70<br>(0:11.71)      | 0:35.01                   |                           |                           |         |     |
| Rank        | TAB Horse/Jockey                           | Barrier              | Top Speed [km/h]     | Fastest Section      | Distance Travelled [m]    |                           |                           |                           |                           |                           |         |     |
| 1           | 3 ALPINE EDGE<br>James McDonald            | 1                    | 67.1<br>800m         | 0:08.33<br>Overall   | 1:15.76 [1]<br>(0:08.33)  | 1:07.43 [5]<br>(0:10.91)  | 0:56.52 [7]<br>(0:11.13)  | 0:45.39 [8]<br>(0:10.93)  | 0:34.46 [6]<br>(0:11.08)  | 0:23.38 [6]<br>(0:11.42)  | 0:34.46 |     |
| 2           | 1 EF TROOP<br>Craig Williams               | 12                   | 68.5<br>1200m        | 0:08.86<br>Overall   | 1:16.10 [2]<br>(0:08.86)  | 1:07.24 [14]<br>(0:10.84) | 0:56.40 [14]<br>(0:10.96) | 0:45.44 [12]<br>(0:11.01) | 0:34.43 [12]<br>(0:11.16) | 0:23.27 [12]<br>(0:11.30) | 0:34.43 | +10 |
| 3           | 14 DR WHY NOT<br>Michael Murphy            | 6                    | 69.9<br>1200m        | 0:08.27<br>Overall   | 1:16.24 [3]<br>(0:08.27)  | 1:07.97 [3]<br>(0:10.61)  | 0:57.36 [3]<br>(0:11.09)  | 0:46.27 [3]<br>(0:10.98)  | 0:35.29 [2]<br>(0:11.11)  | 0:24.18 [1]<br>(0:11.71)  | 0:35.29 | +3  |
| 4           | 9 PENTITO<br>Ben Thompson                  | 9                    | 68.5<br>1200m        | 0:08.62<br>Overall   | 1:16.29 [4]<br>(0:08.62)  | 1:07.67 [11]<br>(0:10.83) | 0:56.84 [12]<br>(0:11.27) | 0:45.57 [13]<br>(0:10.99) | 0:34.58 [14]<br>(0:11.18) | 0:23.40 [13]<br>(0:11.46) | 0:34.58 | +0  |
| 5           | 12 STUTTERING<br>Michael Dee               | 14                   | 69.7<br>1200m        | 0:08.41<br>Overall   | 1:16.57 [5]<br>(0:08.41)  | 1:08.16 [8]<br>(0:10.74)  | 0:57.42 [6]<br>(0:11.17)  | 0:46.25 [6]<br>(0:10.98)  | 0:35.27 [7]<br>(0:10.85)  | 0:24.42 [3]<br>(0:11.85)  | 0:35.27 | -9  |
| 6           | 7 MISHANI FRAUDSTER<br>Larry Cassidy       | 8                    | 67.6<br>1200m        | 0:08.36<br>Overall   | 1:16.58 [6]<br>(0:08.36)  | 1:08.22 [6]<br>(0:10.96)  | 0:57.26 [9]<br>(0:11.20)  | 0:46.06 [11]<br>(0:11.06) | 0:35.00 [11]<br>(0:11.03) | 0:23.97 [9]<br>(0:11.65)  | 0:35.00 | +1  |
| 7           | 13 VERY INTOXICATING<br>Stephanie Thornton | 2                    | 69.4<br>1200m        | 0:08.66<br>Overall   | 1:16.68 [7]<br>(0:08.66)  | 1:08.02 [12]<br>(0:10.72) | 0:57.30 [11]<br>(0:10.98) | 0:46.32 [7]<br>(0:11.03)  | 0:35.29 [9]<br>(0:11.43)  | 0:23.86 [11]<br>(0:11.55) | 0:35.29 | +1  |
| 8           | 4 ALERT STATE<br>Anthony Allen             | 3                    | 68.2<br>800m         | 0:08.72<br>Overall   | 1:16.89 [8]<br>(0:08.72)  | 1:08.17 [13]<br>(0:10.88) | 0:57.29 [13]<br>(0:11.24) | 0:46.05 [14]<br>(0:10.87) | 0:35.18 [13]<br>(0:11.30) | 0:23.88 [14]<br>(0:11.44) | 0:35.18 | +2  |
| 9           | 5 GREY DEFENCE<br>Jay Ford                 | 10                   | 69.7<br>1200m        | 0:08.24<br>Overall   | 1:16.97 [9]<br>(0:08.24)  | 1:08.73 [1]<br>(0:10.45)  | 0:58.28 [1]<br>(0:10.95)  | 0:47.33 [1]<br>(0:11.11)  | 0:36.22 [1]<br>(0:11.36)  | 0:24.86 [2]<br>(0:11.89)  | 0:36.22 | +0  |
| 10          | 11 SPANISH ANGELS<br>Nikita Beriman        | 5                    | 69.5<br>1200m        | 0:08.24<br>Overall   | 1:16.98 [10]<br>(0:08.24) | 1:08.74 [2]<br>(0:10.60)  | 0:58.14 [2]<br>(0:11.05)  | 0:47.09 [2]<br>(0:11.13)  | 0:35.96 [3]<br>(0:11.31)  | 0:24.65 [5]<br>(0:11.94)  | 0:35.96 | -1  |

[ ] Ranking at each section and finish  
 -:-:- No data available at this section  
 NA No data available

SCN Saddle cloth number  
 DNF Did not finish  
 DNT Did not track

Track Rating: Soft 5, Weather: Fine, Rail Position: +1m 950m-350m; True Remainder

| Section     | Overall              | 1200m                | 1000m                | 800m                 | 600m                 | 400m                 | Last 600m |
|-------------|----------------------|----------------------|----------------------|----------------------|----------------------|----------------------|-----------|
| Field Times | 1:15.76<br>(0:08.24) | 1:07.52<br>(0:10.45) | 0:57.07<br>(0:10.95) | 0:46.12<br>(0:11.11) | 0:35.01<br>(0:11.31) | 0:23.70<br>(0:11.71) | 0:35.01   |

| Rank | TAB | Horse/Jockey                               | Barrier | Top Speed [km/h] | Fastest Section | Overall                   | 1200m                     | 1000m                     | 800m                      | 600m                      | 400m                      | Last 600m | Distance Travelled [m] |
|------|-----|--|---------|------------------|-----------------|---------------------------|---------------------------|---------------------------|---------------------------|---------------------------|---------------------------|-----------|------------------------|
| 11   | 10  | <b>SAFEWORK</b><br>Jim Byrne               | 11      | 69.8             | 0:08.50         | 1:17.00 [11]<br>(0:08.50) | 1:08.50 [10]<br>(0:10.81) | 0:57.69 [8]<br>(0:11.13)  | 0:46.56 [9]<br>(0:10.93)  | 0:35.63 [8]<br>(0:11.13)  | 0:24.50 [7]<br>(0:11.63)  | 0:35.63   | +8                     |
| 12   | 2   | <b>WISDOM OF WATER</b><br>Rachel King      | 15      | 70.0             | 0:08.39         | 1:17.12 [12]<br>(0:08.39) | 1:08.73 [7]<br>(0:10.73)  | 0:58.00 [5]<br>(0:11.06)  | 0:46.94 [4]<br>(0:10.99)  | 0:35.95 [4]<br>(0:11.10)  | 0:24.85 [4]<br>(0:11.79)  | 0:35.95   | +9                     |
| 13   | 15  | <b>COCHRANE</b><br>Taylor Marshall         | 7       | 68.1             | 0:08.31         | 1:17.23 [13]<br>(0:08.31) | 1:08.92 [4]<br>(0:10.78)  | 0:58.14 [4]<br>(0:11.11)  | 0:47.03 [5]<br>(0:11.08)  | 0:35.95 [5]<br>(0:11.31)  | 0:24.64 [8]<br>(0:11.69)  | 0:35.95   | +6                     |
| 14   | 8   | <b>MISHANI PERSUASION</b><br>Adin Thompson | 13      | 67.6             | 0:08.97         | 1:17.27 [14]<br>(0:08.97) | 1:08.30 [15]<br>(0:11.03) | 0:57.27 [15]<br>(0:11.18) | 0:46.09 [15]<br>(0:11.00) | 0:35.09 [15]<br>(0:11.14) | 0:23.95 [15]<br>(0:11.53) | 0:35.09   | +0                     |
| 15   | 6   | <b>INDISCREETLY</b><br>Michael Cahill      | 4       | 68.8             | 0:08.48         | 1:17.31 [15]<br>(0:08.48) | 1:08.83 [9]<br>(0:10.85)  | 0:57.98 [10]<br>(0:11.18) | 0:46.80 [10]<br>(0:10.94) | 0:35.86 [10]<br>(0:11.31) | 0:24.55 [10]<br>(0:11.63) | 0:35.86   | +2                     |



**Aquis Park Gold Coast QLD Professional**  
**Race 1: \$1M RACING QUEENSLAND MAGIC MILLIONS QTIS OPEN -**  
**1300m**  
**19 January 2023 - 13:21**



Track Rating: Soft 5, Weather: Fine, Rail Position: +1m 950m-350m; True Remainder

| Section     |     |  |         | 200m                 |                    |                           |         | Last 600m |                        |
|-------------|-----|--|---------|----------------------|--------------------|---------------------------|---------|-----------|------------------------|
| Field Times |     |  |         | 0:11.99<br>(0:11.99) |                    |                           |         | 0:35.01   |                        |
| Rank        | TAB | Horse/Jockey                                   | Barrier | Top Speed [km/h]     | Fastest Section    | Margin                    |         |           | Distance Travelled [m] |
| 1           | 3   | <b>ALPINE EDGE</b><br>James McDonald           | 1       | 67.1<br>800m         | 0:08.33<br>Overall | 0:11.96 [2]<br>(0:11.96)  | 1:15.76 |           | 0:34.46                |
| 2           | 1   | <b>EF TROOP</b><br>Craig Williams              | 12      | 68.5<br>1200m        | 0:08.86<br>Overall | 0:11.97 [7]<br>(0:11.97)  | 2L      |           | 0:34.43 +10            |
| 3           | 14  | <b>DR WHY NOT</b><br>Michael Murphy            | 6       | 69.9<br>1200m        | 0:08.27<br>Overall | 0:12.47 [1]<br>(0:12.47)  | 2.8L    |           | 0:35.29 +3             |
| 4           | 9   | <b>PENTITO</b><br>Ben Thompson                 | 9       | 68.5<br>1200m        | 0:08.62<br>Overall | 0:11.94 [11]<br>(0:11.94) | 3L      |           | 0:34.58 +0             |
| 5           | 12  | <b>STUTTERING</b><br>Michael Dee               | 14      | 69.7<br>1200m        | 0:08.41<br>Overall | 0:12.57 [4]<br>(0:12.57)  | 4.5L    |           | 0:35.27 -9             |
| 6           | 7   | <b>MISHANI FRAUDSTER</b><br>Larry Cassidy      | 8       | 67.6<br>1200m        | 0:08.36<br>Overall | 0:12.32 [8]<br>(0:12.32)  | 4.6L    |           | 0:35.00 +1             |
| 7           | 13  | <b>VERY INTOXICATING</b><br>Stephanie Thornton | 2       | 69.4<br>1200m        | 0:08.66<br>Overall | 0:12.31 [12]<br>(0:12.31) | 5.1L    |           | 0:35.29 +1             |
| 8           | 4   | <b>ALERT STATE</b><br>Anthony Allen            | 3       | 68.2<br>800m         | 0:08.72<br>Overall | 0:12.44 [14]<br>(0:12.44) | 6.1L    |           | 0:35.18 +2             |
| 9           | 5   | <b>GREY DEFENCE</b><br>Jay Ford                | 10      | 69.7<br>1200m        | 0:08.24<br>Overall | 0:12.97 [3]<br>(0:12.97)  | 6.5L    |           | 0:36.22 +0             |
| 10          | 11  | <b>SPANISH ANGELS</b><br>Nikita Beriman        | 5       | 69.5<br>1200m        | 0:08.24<br>Overall | 0:12.71 [9]<br>(0:12.71)  | 6.6L    |           | 0:35.96 -1             |

[ ] Ranking at each section and finish  
 -:-:- No data available at this section  
 NA No data available

SCN Saddle cloth number  
 DNF Did not finish  
 DNT Did not track



# Aquis Park Gold Coast QLD Professional

## Race 1: \$1M RACING QUEENSLAND MAGIC MILLIONS QTIS OPEN - 1300m

19 January 2023 - 13:21



Track Rating: Soft 5, Weather: Fine, Rail Position: +1m 950m-350m; True Remainder

| Section     |     |                           |         | 200m                 |                 |              |      | Last 600m |                        |    |
|-------------|-----|---------------------------|---------|----------------------|-----------------|--------------|------|-----------|------------------------|----|
| Field Times |     |                           |         | 0:11.99<br>(0:11.99) |                 |              |      | 0:35.01   |                        |    |
| Rank        | TAB | Horse/Jockey              | Barrier | Top Speed [km/h]     | Fastest Section | Margin       |      |           | Distance Travelled [m] |    |
| 11          | 10  | <b>SAFEWORK</b>           | 11      | 69.8                 | 0:08.50         | 0:12.87 [6]  | 6.7L |           | 0:35.63                | +8 |
|             |     | Jim Byrne                 |         | 1200m                | Overall         | (0:12.87)    |      |           |                        |    |
| 12          | 2   | <b>WISDOM OF WATER</b>    | 15      | 70.0                 | 0:08.39         | 0:13.06 [5]  | 7.2L |           | 0:35.95                | +9 |
|             |     | Rachel King               |         | 1000m                | Overall         | (0:13.06)    |      |           |                        |    |
| 13          | 15  | <b>COCHRANE</b>           | 7       | 68.1                 | 0:08.31         | 0:12.95 [10] | 7.7L |           | 0:35.95                | +6 |
|             |     | Taylor Marshall           |         | 1200m                | Overall         | (0:12.95)    |      |           |                        |    |
| 14          | 8   | <b>MISHANI PERSUASION</b> | 13      | 67.6                 | 0:08.97         | 0:12.42 [15] | 7.9L |           | 0:35.09                | +0 |
|             |     | Adin Thompson             |         | 1200m                | Overall         | (0:12.42)    |      |           |                        |    |
| 15          | 6   | <b>INDISCREETLY</b>       | 4       | 68.8                 | 0:08.48         | 0:12.92 [13] | 8.1L |           | 0:35.86                | +2 |
|             |     | Michael Cahill            |         | 1200m                | Overall         | (0:12.92)    |      |           |                        |    |



|                                |                   |
|--------------------------------|-------------------|
| Horse/Jockey Name              | Alpine Edge       |
| Final Rank                     | 1                 |
| Fastest Section Time (Section) | 0:08.33 (Overall) |
| Top Speed [km/h] (Section)     | 67.1 (800m)       |
| Race State                     | Finished          |



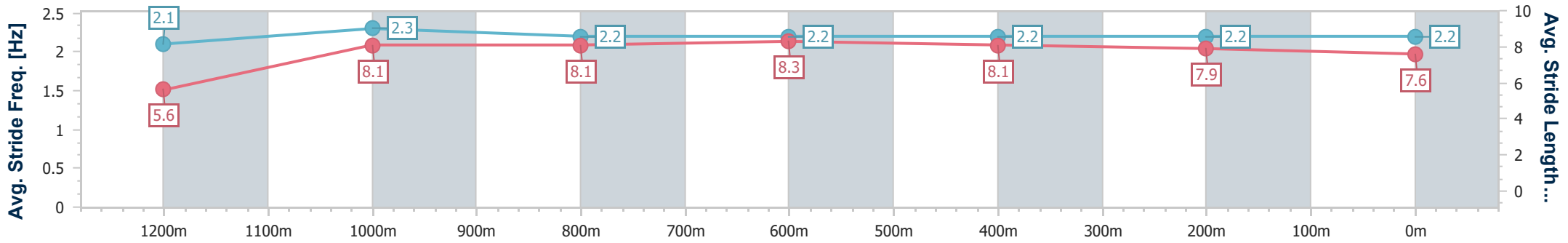
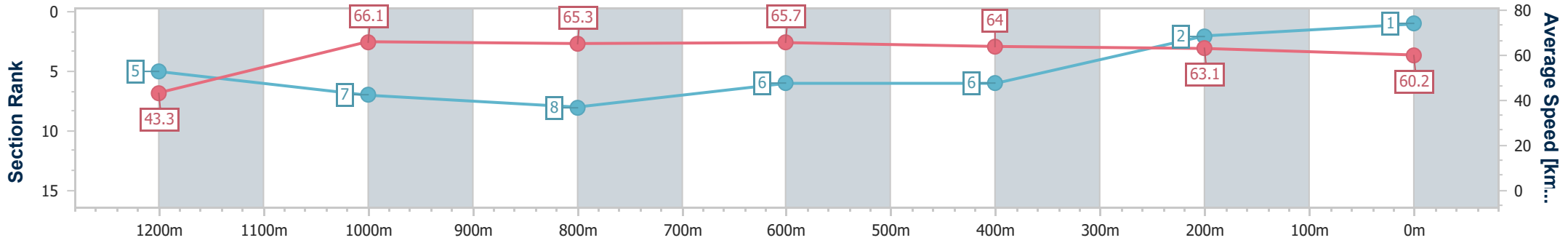
Aquis Park Gold Coast QLD Professional  
 Race 1: \$1M RACING QUEENSLAND MAGIC MILLIONS QTIS  
 OPEN - 1300m



19 January 2023 - 13:21

Track Rating: Soft 5, Weather: Fine, Rail Position: +1m 950m-350m;  
 True Remainder

| Section                | Overall                  | 1200m                    | 1000m                    | 800m                     | 600m                     | 400m                     | 200m                     |  |  |  |  |  |  |
|------------------------|--------------------------|--------------------------|--------------------------|--------------------------|--------------------------|--------------------------|--------------------------|--|--|--|--|--|--|
| Section Times          | 1:15.76 [1]<br>(0:08.33) | 1:07.43 [5]<br>(0:10.91) | 0:56.52 [7]<br>(0:11.13) | 0:45.39 [8]<br>(0:10.93) | 0:34.46 [6]<br>(0:11.08) | 0:23.38 [6]<br>(0:11.42) | 0:11.96 [2]<br>(0:11.96) |  |  |  |  |  |  |
| Average Speed [km/h]   | 43.3                     | 66.1                     | 65.3                     | 65.7                     | 64.0                     | 63.1                     | 60.2                     |  |  |  |  |  |  |
| Top Speed [km/h]       | 63.7                     | 67.0                     | 66.7                     | 67.1                     | 65.7                     | 64.5                     | 63.8                     |  |  |  |  |  |  |
| Avg. Dist. to Rail [m] | 2.3                      | 1.7                      | 1.8                      | 1.1                      | 2.4                      | 0.9                      | 3.1                      |  |  |  |  |  |  |
| Avg. Stride Freq. [Hz] | 2.1                      | 2.3                      | 2.2                      | 2.2                      | 2.2                      | 2.2                      | 2.2                      |  |  |  |  |  |  |
| Avg. Stride Length [m] | 5.6                      | 8.1                      | 8.1                      | 8.3                      | 8.1                      | 7.9                      | 7.6                      |  |  |  |  |  |  |



- [ ] Ranking at each section and finish
- .-.- No data available at this section
- NA No data available



|                                |                   |
|--------------------------------|-------------------|
| Horse/Jockey Name              | Ef Troop          |
| Final Rank                     | 2                 |
| Fastest Section Time (Section) | 0:08.86 (Overall) |
| Top Speed [km/h] (Section)     | 68.5 (1200m)      |
| Race State                     | Finished          |



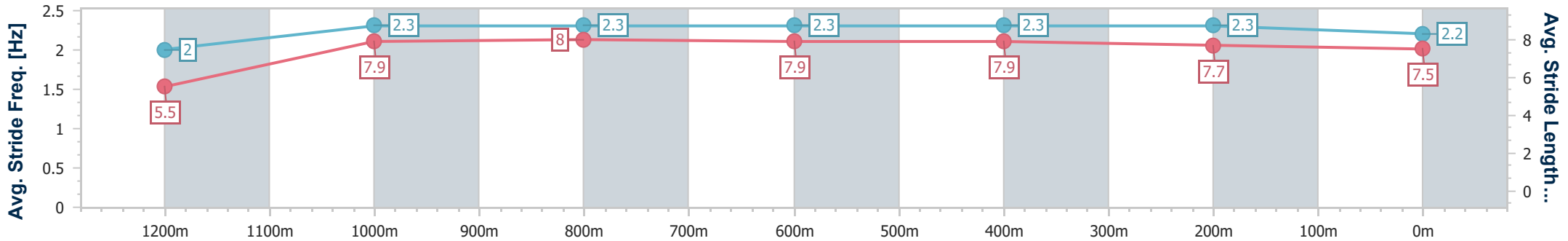
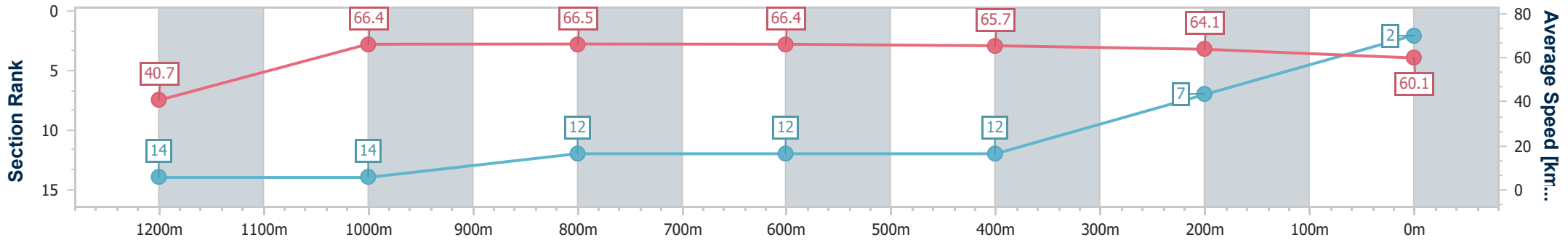
**Aquis Park Gold Coast QLD Professional**  
**Race 1: \$1M RACING QUEENSLAND MAGIC MILLIONS QTIS**  
**OPEN - 1300m**



19 January 2023 - 13:21

Track Rating: Soft 5, Weather: Fine, Rail Position: +1m 950m-350m;  
 True Remainder

| Section                | Overall                  | 1200m                     | 1000m                     | 800m                      | 600m                      | 400m                      | 200m                     |
|------------------------|--------------------------|---------------------------|---------------------------|---------------------------|---------------------------|---------------------------|--------------------------|
| Section Times          | 1:16.10 [2]<br>(0:08.86) | 1:07.24 [14]<br>(0:10.84) | 0:56.40 [14]<br>(0:10.96) | 0:45.44 [12]<br>(0:11.01) | 0:34.43 [12]<br>(0:11.16) | 0:23.27 [12]<br>(0:11.30) | 0:11.97 [7]<br>(0:11.97) |
| Average Speed [km/h]   | 40.7                     | 66.4                      | 66.5                      | 66.4                      | 65.7                      | 64.1                      | 60.1                     |
| Top Speed [km/h]       | 62.2                     | 68.5                      | 68.1                      | 68.4                      | 67.2                      | 65.8                      | 62.7                     |
| Avg. Dist. to Rail [m] | 10.6                     | 2.9                       | 2.2                       | 4.2                       | 3.3                       | 6.8                       | 7.5                      |
| Avg. Stride Freq. [Hz] | 2.0                      | 2.3                       | 2.3                       | 2.3                       | 2.3                       | 2.3                       | 2.2                      |
| Avg. Stride Length [m] | 5.5                      | 7.9                       | 8.0                       | 7.9                       | 7.9                       | 7.7                       | 7.5                      |



- [ ] Ranking at each section and finish
- .-.- No data available at this section
- NA No data available



|                                |                   |
|--------------------------------|-------------------|
| Horse/Jockey Name              | Dr Why Not        |
| Final Rank                     | 3                 |
| Fastest Section Time (Section) | 0:08.27 (Overall) |
| Top Speed [km/h] (Section)     | 69.9 (1200m)      |
| Race State                     | Finished          |



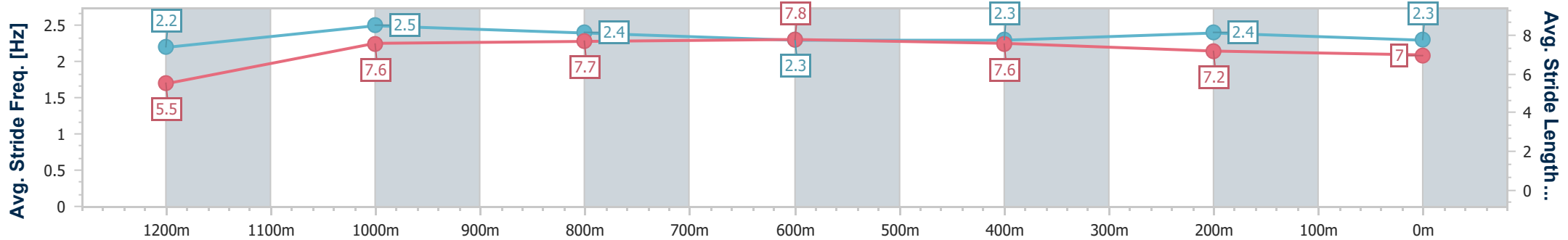
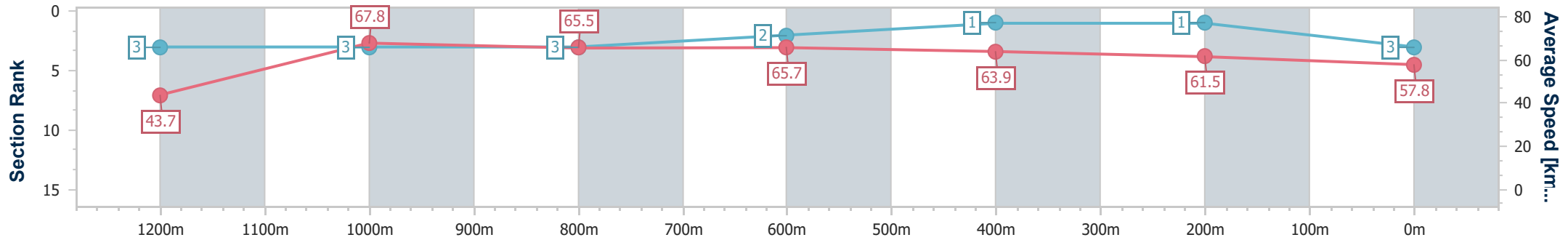
Aquis Park Gold Coast QLD Professional  
 Race 1: \$1M RACING QUEENSLAND MAGIC MILLIONS QTIS  
 OPEN - 1300m



19 January 2023 - 13:21

Track Rating: Soft 5, Weather: Fine, Rail Position: +1m 950m-350m;  
 True Remainder

| Section                | Overall                  | 1200m                    | 1000m                    | 800m                     | 600m                     | 400m                     | 200m                     |
|------------------------|--------------------------|--------------------------|--------------------------|--------------------------|--------------------------|--------------------------|--------------------------|
| Section Times          | 1:16.24 [3]<br>(0:08.27) | 1:07.97 [3]<br>(0:10.61) | 0:57.36 [3]<br>(0:11.09) | 0:46.27 [3]<br>(0:10.98) | 0:35.29 [2]<br>(0:11.11) | 0:24.18 [1]<br>(0:11.71) | 0:12.47 [1]<br>(0:12.47) |
| Average Speed [km/h]   | 43.7                     | 67.8                     | 65.5                     | 65.7                     | 63.9                     | 61.5                     | 57.8                     |
| Top Speed [km/h]       | 65.7                     | 69.9                     | 67.3                     | 66.3                     | 66.1                     | 63.4                     | 60.0                     |
| Avg. Dist. to Rail [m] | 5.1                      | 3.2                      | 2.0                      | 0.7                      | 2.4                      | 1.1                      | 2.9                      |
| Avg. Stride Freq. [Hz] | 2.2                      | 2.5                      | 2.4                      | 2.3                      | 2.3                      | 2.4                      | 2.3                      |
| Avg. Stride Length [m] | 5.5                      | 7.6                      | 7.7                      | 7.8                      | 7.6                      | 7.2                      | 7.0                      |



- [ ] Ranking at each section and finish
- .-.- No data available at this section
- NA No data available



|                                |                   |
|--------------------------------|-------------------|
| Horse/Jockey Name              | Pentito           |
| Final Rank                     | 4                 |
| Fastest Section Time (Section) | 0:08.62 (Overall) |
| Top Speed [km/h] (Section)     | 68.5 (1200m)      |
| Race State                     | Finished          |



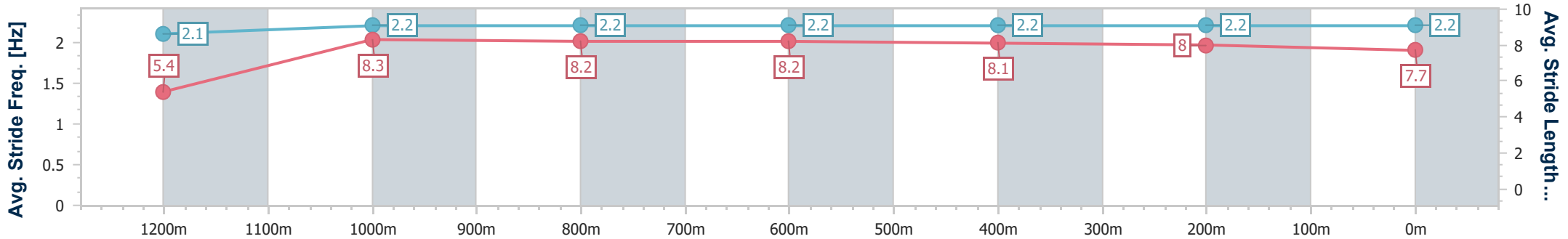
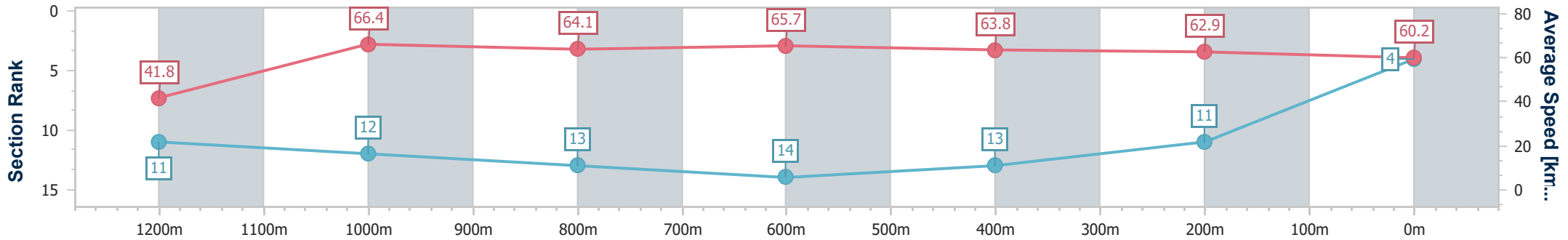
Aquis Park Gold Coast QLD Professional  
 Race 1: \$1M RACING QUEENSLAND MAGIC MILLIONS QTIS  
 OPEN - 1300m



19 January 2023 - 13:21

Track Rating: Soft 5, Weather: Fine, Rail Position: +1m 950m-350m;  
 True Remainder

| Section                | Overall                  | 1200m                     | 1000m                     | 800m                      | 600m                      | 400m                      | 200m                      |  |  |  |  |  |  |  |  |
|------------------------|--------------------------|---------------------------|---------------------------|---------------------------|---------------------------|---------------------------|---------------------------|--|--|--|--|--|--|--|--|
| Section Times          | 1:16.29 [4]<br>(0:08.62) | 1:07.67 [11]<br>(0:10.83) | 0:56.84 [12]<br>(0:11.27) | 0:45.57 [13]<br>(0:10.99) | 0:34.58 [14]<br>(0:11.18) | 0:23.40 [13]<br>(0:11.46) | 0:11.94 [11]<br>(0:11.94) |  |  |  |  |  |  |  |  |
| Average Speed [km/h]   | 41.8                     | 66.4                      | 64.1                      | 65.7                      | 63.8                      | 62.9                      | 60.2                      |  |  |  |  |  |  |  |  |
| Top Speed [km/h]       | 60.5                     | 68.5                      | 65.8                      | 67.1                      | 64.7                      | 63.9                      | 64.0                      |  |  |  |  |  |  |  |  |
| Avg. Dist. to Rail [m] | 7.4                      | 2.0                       | 0.6                       | 0.8                       | 1.9                       | 3.0                       | 6.8                       |  |  |  |  |  |  |  |  |
| Avg. Stride Freq. [Hz] | 2.1                      | 2.2                       | 2.2                       | 2.2                       | 2.2                       | 2.2                       | 2.2                       |  |  |  |  |  |  |  |  |
| Avg. Stride Length [m] | 5.4                      | 8.3                       | 8.2                       | 8.2                       | 8.1                       | 8.0                       | 7.7                       |  |  |  |  |  |  |  |  |



- [ ] Ranking at each section and finish
- .-.- No data available at this section
- NA No data available





|                                |                   |
|--------------------------------|-------------------|
| Horse/Jockey Name              | Stuttering        |
| Final Rank                     | 5                 |
| Fastest Section Time (Section) | 0:08.41 (Overall) |
| Top Speed [km/h] (Section)     | 69.7 (1200m)      |
| Race State                     | Finished          |



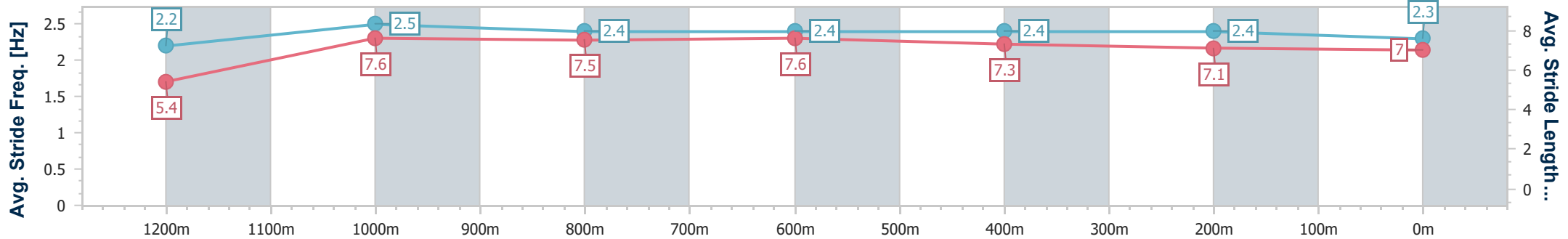
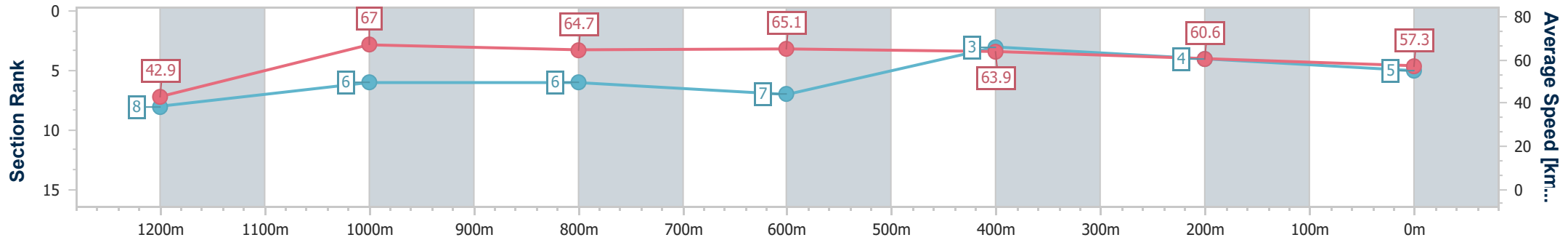
Aquis Park Gold Coast QLD Professional  
 Race 1: \$1M RACING QUEENSLAND MAGIC MILLIONS QTIS  
 OPEN - 1300m



19 January 2023 - 13:21

Track Rating: Soft 5, Weather: Fine, Rail Position: +1m 950m-350m;  
 True Remainder

| Section                | Overall                  | 1200m                    | 1000m                    | 800m                     | 600m                     | 400m                     | 200m                     |
|------------------------|--------------------------|--------------------------|--------------------------|--------------------------|--------------------------|--------------------------|--------------------------|
| Section Times          | 1:16.57 [5]<br>(0:08.41) | 1:08.16 [8]<br>(0:10.74) | 0:57.42 [6]<br>(0:11.17) | 0:46.25 [6]<br>(0:10.98) | 0:35.27 [7]<br>(0:10.85) | 0:24.42 [3]<br>(0:11.85) | 0:12.57 [4]<br>(0:12.57) |
| Average Speed [km/h]   | 42.9                     | 67.0                     | 64.7                     | 65.1                     | 63.9                     | 60.6                     | 57.3                     |
| Top Speed [km/h]       | 63.8                     | 69.7                     | 65.8                     | 65.8                     | 66.2                     | 61.5                     | 59.9                     |
| Avg. Dist. to Rail [m] | 12.4                     | 4.6                      | 0.7                      | 2.0                      | 6.5                      | 2.6                      | 2.1                      |
| Avg. Stride Freq. [Hz] | 2.2                      | 2.5                      | 2.4                      | 2.4                      | 2.4                      | 2.4                      | 2.3                      |
| Avg. Stride Length [m] | 5.4                      | 7.6                      | 7.5                      | 7.6                      | 7.3                      | 7.1                      | 7.0                      |



- [ ] Ranking at each section and finish
- .-.- No data available at this section
- NA No data available



|                                |                   |
|--------------------------------|-------------------|
| Horse/Jockey Name              | Mishani Fraudster |
| Final Rank                     | 6                 |
| Fastest Section Time (Section) | 0:08.36 (Overall) |
| Top Speed [km/h] (Section)     | 67.6 (1200m)      |
| Race State                     | Finished          |



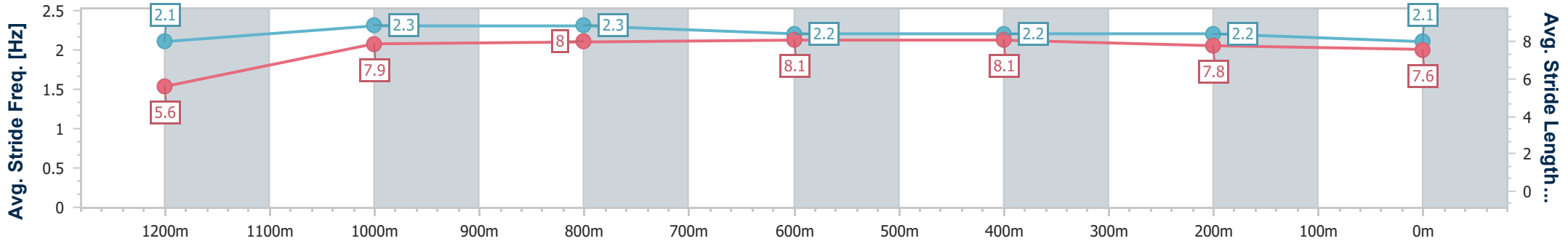
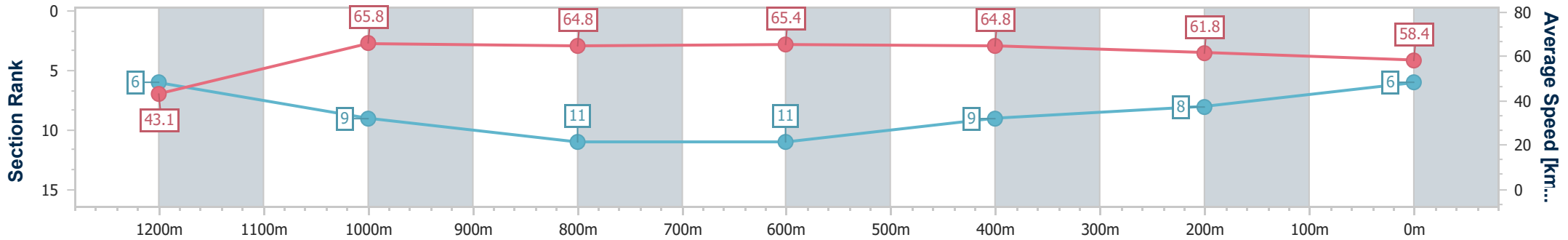
**Aquis Park Gold Coast QLD Professional**  
**Race 1: \$1M RACING QUEENSLAND MAGIC MILLIONS QTIS**  
**OPEN - 1300m**



19 January 2023 - 13:21

Track Rating: Soft 5, Weather: Fine, Rail Position: +1m 950m-350m;  
 True Remainder

| Section                | Overall                  | 1200m                    | 1000m                    | 800m                      | 600m                      | 400m                     | 200m                     |  |  |  |  |  |  |  |  |
|------------------------|--------------------------|--------------------------|--------------------------|---------------------------|---------------------------|--------------------------|--------------------------|--|--|--|--|--|--|--|--|
| Section Times          | 1:16.58 [6]<br>(0:08.36) | 1:08.22 [6]<br>(0:10.96) | 0:57.26 [9]<br>(0:11.20) | 0:46.06 [11]<br>(0:11.06) | 0:35.00 [11]<br>(0:11.03) | 0:23.97 [9]<br>(0:11.65) | 0:12.32 [8]<br>(0:12.32) |  |  |  |  |  |  |  |  |
| Average Speed [km/h]   | 43.1                     | 65.8                     | 64.8                     | 65.4                      | 64.8                      | 61.8                     | 58.4                     |  |  |  |  |  |  |  |  |
| Top Speed [km/h]       | 62.8                     | 67.6                     | 65.7                     | 66.7                      | 66.6                      | 63.7                     | 60.8                     |  |  |  |  |  |  |  |  |
| Avg. Dist. to Rail [m] | 6.9                      | 2.9                      | 1.6                      | 0.9                       | 1.3                       | 2.8                      | 7.3                      |  |  |  |  |  |  |  |  |
| Avg. Stride Freq. [Hz] | 2.1                      | 2.3                      | 2.3                      | 2.2                       | 2.2                       | 2.2                      | 2.1                      |  |  |  |  |  |  |  |  |
| Avg. Stride Length [m] | 5.6                      | 7.9                      | 8.0                      | 8.1                       | 8.1                       | 7.8                      | 7.6                      |  |  |  |  |  |  |  |  |



- [ ] Ranking at each section and finish
- .-.- No data available at this section
- NA No data available



|                                |                   |
|--------------------------------|-------------------|
| Horse/Jockey Name              | Very Intoxicating |
| Final Rank                     | 7                 |
| Fastest Section Time (Section) | 0:08.66 (Overall) |
| Top Speed [km/h] (Section)     | 69.4 (1200m)      |
| Race State                     | Finished          |



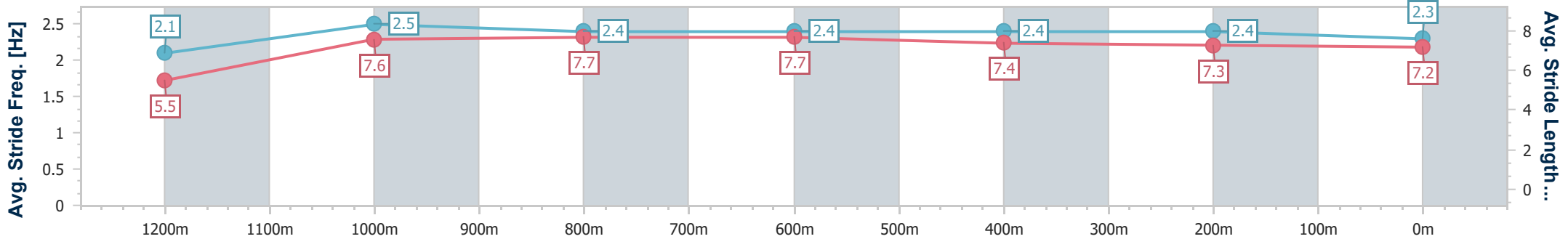
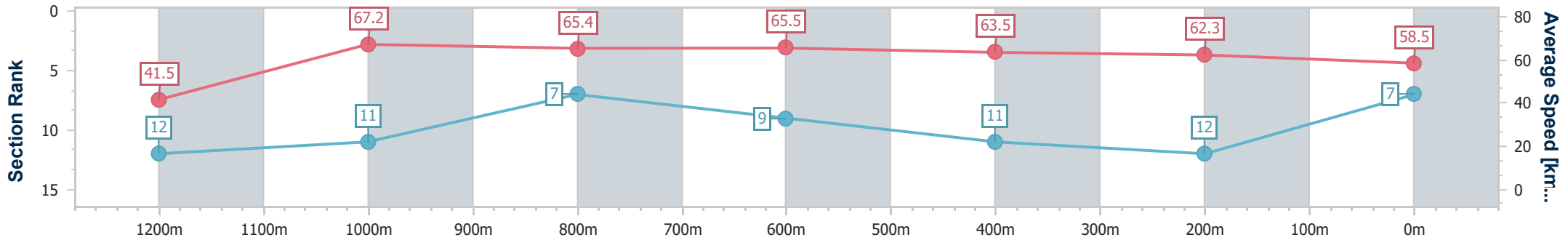
**Aquis Park Gold Coast QLD Professional**  
**Race 1: \$1M RACING QUEENSLAND MAGIC MILLIONS QTIS**  
**OPEN - 1300m**



19 January 2023 - 13:21

Track Rating: Soft 5, Weather: Fine, Rail Position: +1m 950m-350m;  
 True Remainder

| Section                | Overall                  | 1200m                     | 1000m                     | 800m                     | 600m                     | 400m                      | 200m                      |
|------------------------|--------------------------|---------------------------|---------------------------|--------------------------|--------------------------|---------------------------|---------------------------|
| Section Times          | 1:16.68 [7]<br>(0:08.66) | 1:08.02 [12]<br>(0:10.72) | 0:57.30 [11]<br>(0:10.98) | 0:46.32 [7]<br>(0:11.03) | 0:35.29 [9]<br>(0:11.43) | 0:23.86 [11]<br>(0:11.55) | 0:12.31 [12]<br>(0:12.31) |
| Average Speed [km/h]   | 41.5                     | 67.2                      | 65.4                      | 65.5                     | 63.5                     | 62.3                      | 58.5                      |
| Top Speed [km/h]       | 64.4                     | 69.4                      | 66.6                      | 66.6                     | 65.2                     | 65.1                      | 61.3                      |
| Avg. Dist. to Rail [m] | 2.3                      | 0.9                       | 0.8                       | 1.2                      | 1.0                      | 0.6                       | 2.0                       |
| Avg. Stride Freq. [Hz] | 2.1                      | 2.5                       | 2.4                       | 2.4                      | 2.4                      | 2.4                       | 2.3                       |
| Avg. Stride Length [m] | 5.5                      | 7.6                       | 7.7                       | 7.7                      | 7.4                      | 7.3                       | 7.2                       |



- [ ] Ranking at each section and finish
- .-.- No data available at this section
- NA No data available



|                                |                   |
|--------------------------------|-------------------|
| Horse/Jockey Name              | Alert State       |
| Final Rank                     | 8                 |
| Fastest Section Time (Section) | 0:08.72 (Overall) |
| Top Speed [km/h] (Section)     | 68.2 (800m)       |
| Race State                     | Finished          |



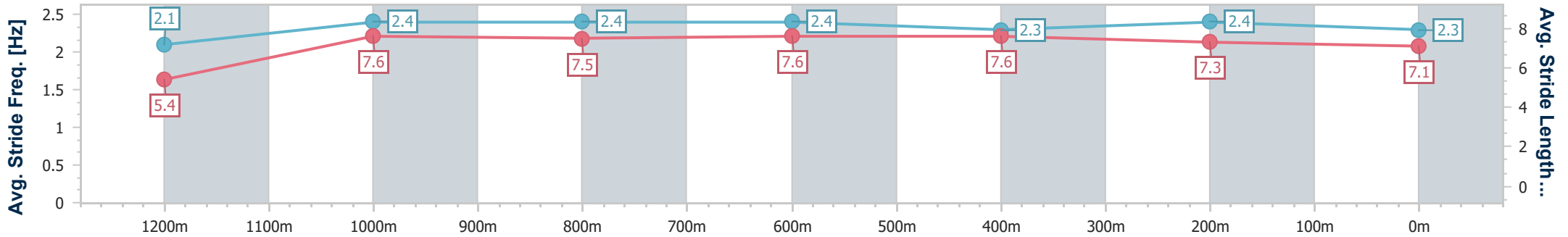
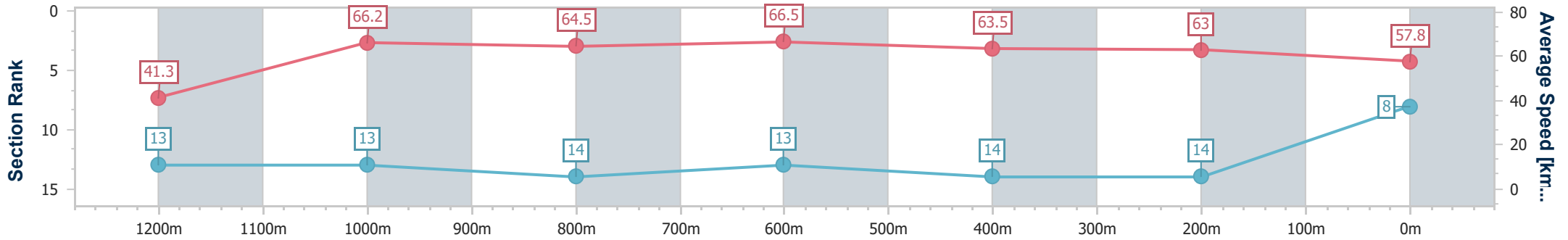
Aquis Park Gold Coast QLD Professional  
 Race 1: \$1M RACING QUEENSLAND MAGIC MILLIONS QTIS  
 OPEN - 1300m



19 January 2023 - 13:21

Track Rating: Soft 5, Weather: Fine, Rail Position: +1m 950m-350m;  
 True Remainder

| Section                | Overall                  | 1200m                     | 1000m                     | 800m                      | 600m                      | 400m                      | 200m                      |
|------------------------|--------------------------|---------------------------|---------------------------|---------------------------|---------------------------|---------------------------|---------------------------|
| Section Times          | 1:16.89 [8]<br>(0:08.72) | 1:08.17 [13]<br>(0:10.88) | 0:57.29 [13]<br>(0:11.24) | 0:46.05 [14]<br>(0:10.87) | 0:35.18 [13]<br>(0:11.30) | 0:23.88 [14]<br>(0:11.44) | 0:12.44 [14]<br>(0:12.44) |
| Average Speed [km/h]   | 41.3                     | 66.2                      | 64.5                      | 66.5                      | 63.5                      | 63.0                      | 57.8                      |
| Top Speed [km/h]       | 63.6                     | 68.1                      | 67.4                      | 68.2                      | 64.6                      | 64.0                      | 61.2                      |
| Avg. Dist. to Rail [m] | 3.7                      | 2.5                       | 1.4                       | 0.8                       | 0.5                       | 2.0                       | 5.9                       |
| Avg. Stride Freq. [Hz] | 2.1                      | 2.4                       | 2.4                       | 2.4                       | 2.3                       | 2.4                       | 2.3                       |
| Avg. Stride Length [m] | 5.4                      | 7.6                       | 7.5                       | 7.6                       | 7.6                       | 7.3                       | 7.1                       |



- [ ] Ranking at each section and finish
- .-.- No data available at this section
- NA No data available



|                                |                   |
|--------------------------------|-------------------|
| Horse/Jockey Name              | Grey Defence      |
| Final Rank                     | 9                 |
| Fastest Section Time (Section) | 0:08.24 (Overall) |
| Top Speed [km/h] (Section)     | 69.7 (1200m)      |
| Race State                     | Finished          |



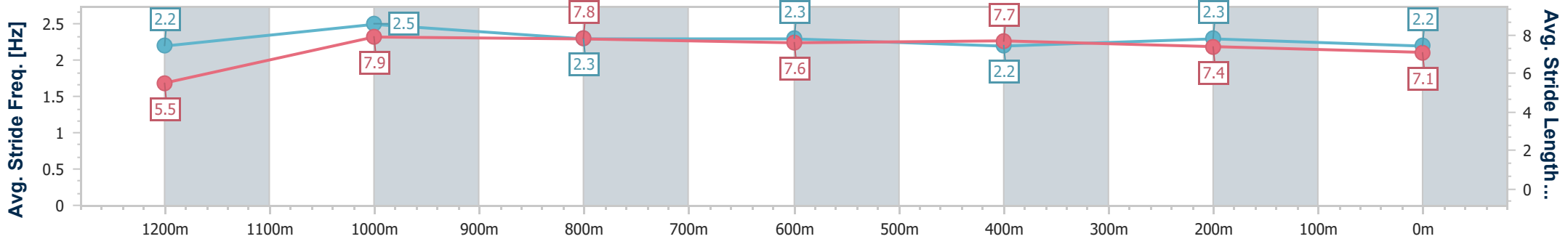
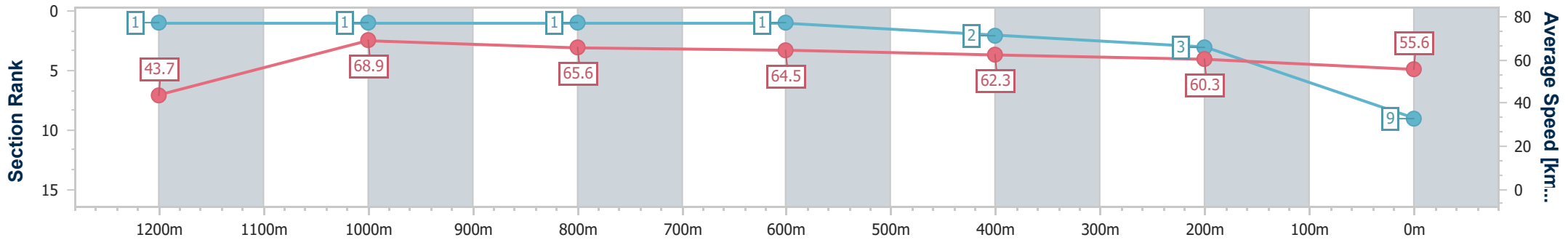
Aquis Park Gold Coast QLD Professional  
 Race 1: \$1M RACING QUEENSLAND MAGIC MILLIONS QTIS  
 OPEN - 1300m



19 January 2023 - 13:21

Track Rating: Soft 5, Weather: Fine, Rail Position: +1m 950m-350m;  
 True Remainder

| Section                | Overall                  | 1200m                    | 1000m                    | 800m                     | 600m                     | 400m                     | 200m                     |  |  |  |  |  |  |  |
|------------------------|--------------------------|--------------------------|--------------------------|--------------------------|--------------------------|--------------------------|--------------------------|--|--|--|--|--|--|--|
| Section Times          | 1:16.97 [9]<br>(0:08.24) | 1:08.73 [1]<br>(0:10.45) | 0:58.28 [1]<br>(0:10.95) | 0:47.33 [1]<br>(0:11.11) | 0:36.22 [1]<br>(0:11.36) | 0:24.86 [2]<br>(0:11.89) | 0:12.97 [3]<br>(0:12.97) |  |  |  |  |  |  |  |
| Average Speed [km/h]   | 43.7                     | 68.9                     | 65.6                     | 64.5                     | 62.3                     | 60.3                     | 55.6                     |  |  |  |  |  |  |  |
| Top Speed [km/h]       | 65.8                     | 69.7                     | 68.5                     | 65.7                     | 64.2                     | 61.8                     | 58.9                     |  |  |  |  |  |  |  |
| Avg. Dist. to Rail [m] | 8.7                      | 3.7                      | 0.7                      | 0.9                      | 3.4                      | 1.6                      | 0.7                      |  |  |  |  |  |  |  |
| Avg. Stride Freq. [Hz] | 2.2                      | 2.5                      | 2.3                      | 2.3                      | 2.2                      | 2.3                      | 2.2                      |  |  |  |  |  |  |  |
| Avg. Stride Length [m] | 5.5                      | 7.9                      | 7.8                      | 7.6                      | 7.7                      | 7.4                      | 7.1                      |  |  |  |  |  |  |  |



- [ ] Ranking at each section and finish
- .-.- No data available at this section
- NA No data available



|                                |                   |
|--------------------------------|-------------------|
| Horse/Jockey Name              | Spanish Angels    |
| Final Rank                     | 10                |
| Fastest Section Time (Section) | 0:08.24 (Overall) |
| Top Speed [km/h] (Section)     | 69.5 (1200m)      |
| Race State                     | Finished          |



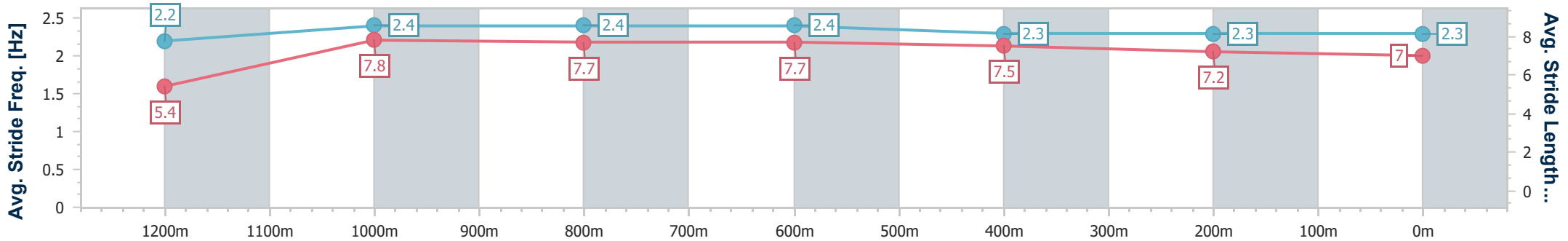
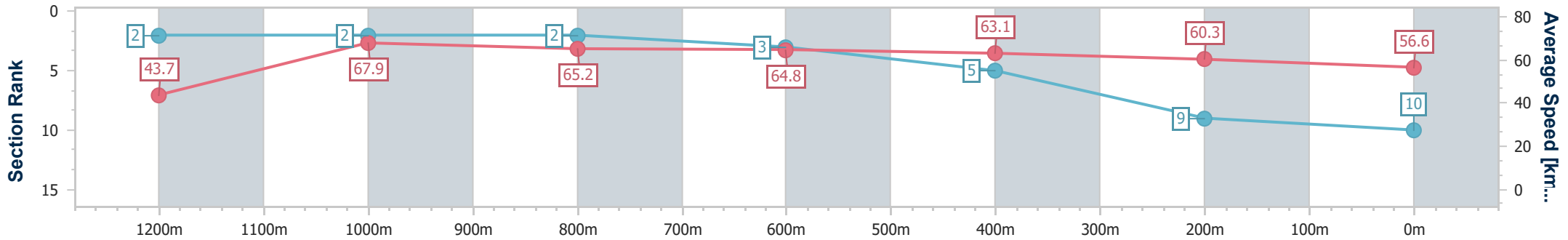
**Aquis Park Gold Coast QLD Professional**  
**Race 1: \$1M RACING QUEENSLAND MAGIC MILLIONS QTIS**  
**OPEN - 1300m**



19 January 2023 - 13:21

Track Rating: Soft 5, Weather: Fine, Rail Position: +1m 950m-350m;  
 True Remainder

| Section                | Overall                   | 1200m                    | 1000m                    | 800m                     | 600m                     | 400m                     | 200m                     |  |  |  |  |  |  |  |
|------------------------|---------------------------|--------------------------|--------------------------|--------------------------|--------------------------|--------------------------|--------------------------|--|--|--|--|--|--|--|
| Section Times          | 1:16.98 [10]<br>(0:08.24) | 1:08.74 [2]<br>(0:10.60) | 0:58.14 [2]<br>(0:11.05) | 0:47.09 [2]<br>(0:11.13) | 0:35.96 [3]<br>(0:11.31) | 0:24.65 [5]<br>(0:11.94) | 0:12.71 [9]<br>(0:12.71) |  |  |  |  |  |  |  |
| Average Speed [km/h]   | 43.7                      | 67.9                     | 65.2                     | 64.8                     | 63.1                     | 60.3                     | 56.6                     |  |  |  |  |  |  |  |
| Top Speed [km/h]       | 66.5                      | 69.5                     | 67.2                     | 66.4                     | 64.8                     | 62.9                     | 59.6                     |  |  |  |  |  |  |  |
| Avg. Dist. to Rail [m] | 5.0                       | 1.8                      | 0.6                      | 0.3                      | 1.3                      | 0.8                      | 1.7                      |  |  |  |  |  |  |  |
| Avg. Stride Freq. [Hz] | 2.2                       | 2.4                      | 2.4                      | 2.4                      | 2.3                      | 2.3                      | 2.3                      |  |  |  |  |  |  |  |
| Avg. Stride Length [m] | 5.4                       | 7.8                      | 7.7                      | 7.7                      | 7.5                      | 7.2                      | 7.0                      |  |  |  |  |  |  |  |



- [ ] Ranking at each section and finish
- .-.- No data available at this section
- NA No data available



|                                |                   |
|--------------------------------|-------------------|
| Horse/Jockey Name              | Safework          |
| Final Rank                     | 11                |
| Fastest Section Time (Section) | 0:08.50 (Overall) |
| Top Speed [km/h] (Section)     | 69.8 (1200m)      |
| Race State                     | Finished          |



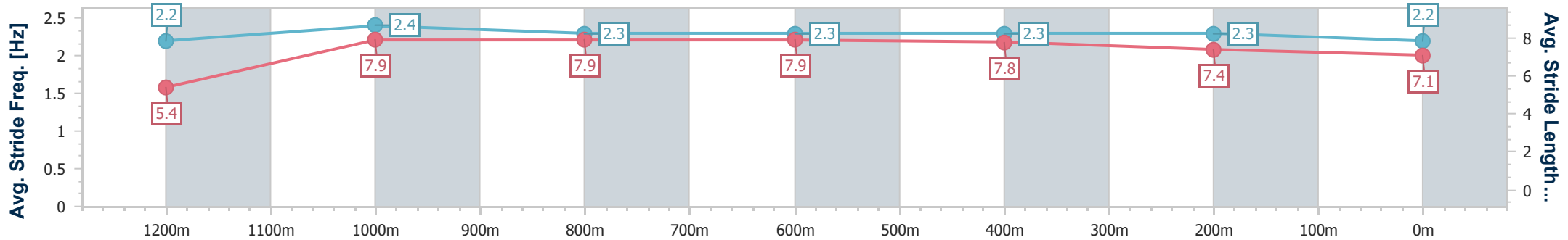
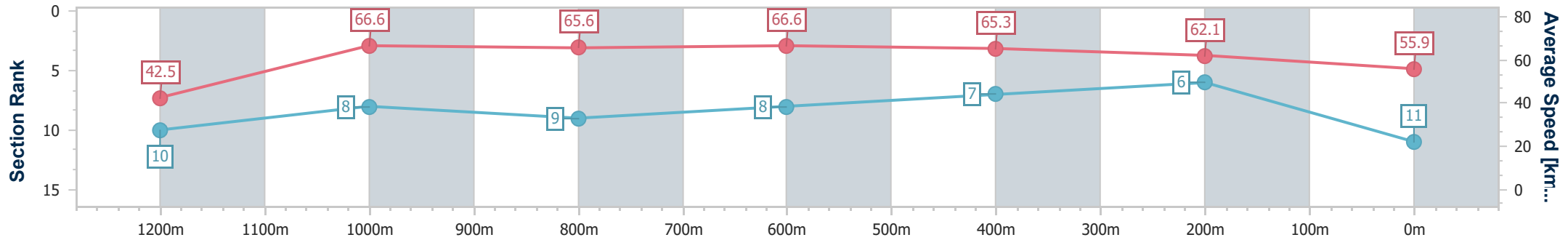
Aquis Park Gold Coast QLD Professional  
 Race 1: \$1M RACING QUEENSLAND MAGIC MILLIONS QTIS  
 OPEN - 1300m



19 January 2023 - 13:21

Track Rating: Soft 5, Weather: Fine, Rail Position: +1m 950m-350m;  
 True Remainder

| Section                | Overall                   | 1200m                     | 1000m                    | 800m                     | 600m                     | 400m                     | 200m                     |  |  |  |  |  |  |
|------------------------|---------------------------|---------------------------|--------------------------|--------------------------|--------------------------|--------------------------|--------------------------|--|--|--|--|--|--|
| Section Times          | 1:17.00 [11]<br>(0:08.50) | 1:08.50 [10]<br>(0:10.81) | 0:57.69 [8]<br>(0:11.13) | 0:46.56 [9]<br>(0:10.93) | 0:35.63 [8]<br>(0:11.13) | 0:24.50 [7]<br>(0:11.63) | 0:12.87 [6]<br>(0:12.87) |  |  |  |  |  |  |
| Average Speed [km/h]   | 42.5                      | 66.6                      | 65.6                     | 66.6                     | 65.3                     | 62.1                     | 55.9                     |  |  |  |  |  |  |
| Top Speed [km/h]       | 63.7                      | 69.8                      | 68.1                     | 68.0                     | 66.9                     | 65.1                     | 58.8                     |  |  |  |  |  |  |
| Avg. Dist. to Rail [m] | 9.9                       | 4.7                       | 2.7                      | 2.1                      | 2.1                      | 2.2                      | 4.2                      |  |  |  |  |  |  |
| Avg. Stride Freq. [Hz] | 2.2                       | 2.4                       | 2.3                      | 2.3                      | 2.3                      | 2.3                      | 2.2                      |  |  |  |  |  |  |
| Avg. Stride Length [m] | 5.4                       | 7.9                       | 7.9                      | 7.9                      | 7.8                      | 7.4                      | 7.1                      |  |  |  |  |  |  |



- [ ] Ranking at each section and finish
- .-.- No data available at this section
- NA No data available



|                                |                   |
|--------------------------------|-------------------|
| Horse/Jockey Name              | Wisdom Of Water   |
| Final Rank                     | 12                |
| Fastest Section Time (Section) | 0:08.39 (Overall) |
| Top Speed [km/h] (Section)     | 70.0 (1000m)      |
| Race State                     | Finished          |



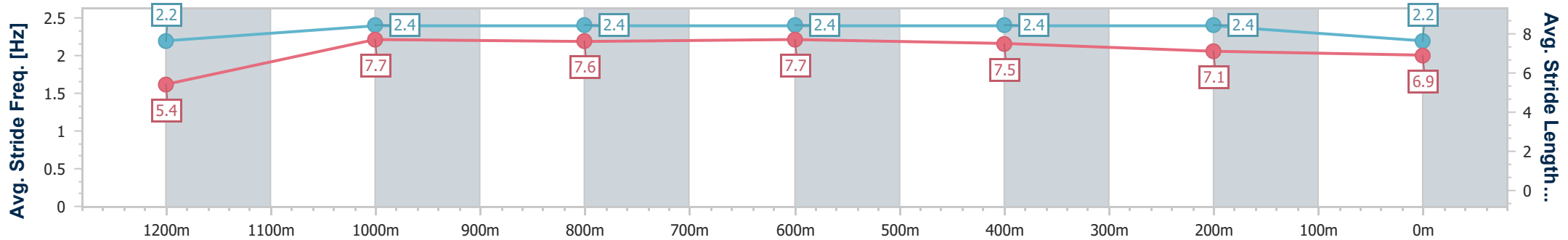
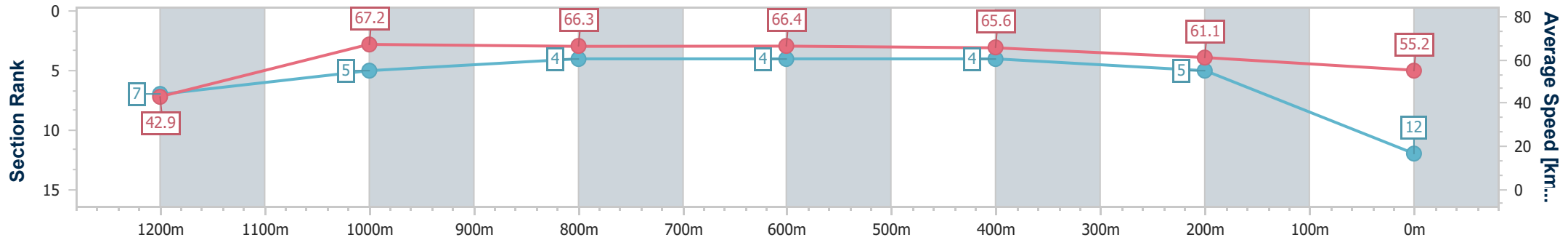
Aquis Park Gold Coast QLD Professional  
 Race 1: \$1M RACING QUEENSLAND MAGIC MILLIONS QTIS  
 OPEN - 1300m



19 January 2023 - 13:21

Track Rating: Soft 5, Weather: Fine, Rail Position: +1m 950m-350m;  
 True Remainder

| Section                | Overall                   | 1200m                    | 1000m                    | 800m                     | 600m                     | 400m                     | 200m                     |
|------------------------|---------------------------|--------------------------|--------------------------|--------------------------|--------------------------|--------------------------|--------------------------|
| Section Times          | 1:17.12 [12]<br>(0:08.39) | 1:08.73 [7]<br>(0:10.73) | 0:58.00 [5]<br>(0:11.06) | 0:46.94 [4]<br>(0:10.99) | 0:35.95 [4]<br>(0:11.10) | 0:24.85 [4]<br>(0:11.79) | 0:13.06 [5]<br>(0:13.06) |
| Average Speed [km/h]   | 42.9                      | 67.2                     | 66.3                     | 66.4                     | 65.6                     | 61.1                     | 55.2                     |
| Top Speed [km/h]       | 64.1                      | 69.8                     | 70.0                     | 68.0                     | 67.0                     | 63.1                     | 58.3                     |
| Avg. Dist. to Rail [m] | 13.8                      | 7.3                      | 3.5                      | 3.3                      | 1.9                      | 3.2                      | 4.8                      |
| Avg. Stride Freq. [Hz] | 2.2                       | 2.4                      | 2.4                      | 2.4                      | 2.4                      | 2.4                      | 2.2                      |
| Avg. Stride Length [m] | 5.4                       | 7.7                      | 7.6                      | 7.7                      | 7.5                      | 7.1                      | 6.9                      |



- [ ] Ranking at each section and finish
- .-.- No data available at this section
- NA No data available





|                                |                   |
|--------------------------------|-------------------|
| Horse/Jockey Name              | Cochrane          |
| Final Rank                     | 13                |
| Fastest Section Time (Section) | 0:08.31 (Overall) |
| Top Speed [km/h] (Section)     | 68.1 (1200m)      |
| Race State                     | Finished          |



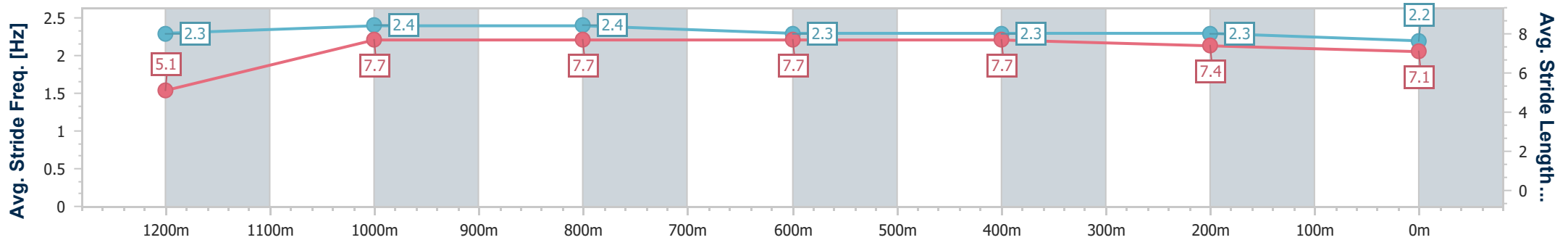
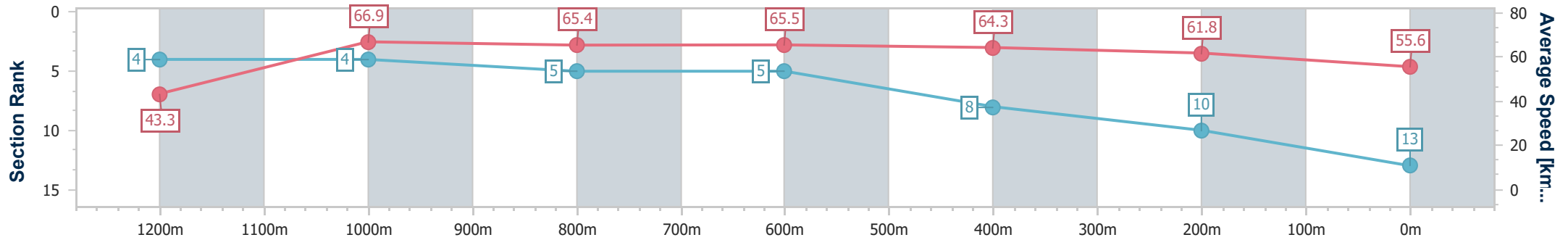
Aquis Park Gold Coast QLD Professional  
 Race 1: \$1M RACING QUEENSLAND MAGIC MILLIONS QTIS  
 OPEN - 1300m



19 January 2023 - 13:21

Track Rating: Soft 5, Weather: Fine, Rail Position: +1m 950m-350m;  
 True Remainder

| Section                | Overall                   | 1200m                    | 1000m                    | 800m                     | 600m                     | 400m                     | 200m                      |
|------------------------|---------------------------|--------------------------|--------------------------|--------------------------|--------------------------|--------------------------|---------------------------|
| Section Times          | 1:17.23 [13]<br>(0:08.31) | 1:08.92 [4]<br>(0:10.78) | 0:58.14 [4]<br>(0:11.11) | 0:47.03 [5]<br>(0:11.08) | 0:35.95 [5]<br>(0:11.31) | 0:24.64 [8]<br>(0:11.69) | 0:12.95 [10]<br>(0:12.95) |
| Average Speed [km/h]   | 43.3                      | 66.9                     | 65.4                     | 65.5                     | 64.3                     | 61.8                     | 55.6                      |
| Top Speed [km/h]       | 63.8                      | 68.1                     | 67.9                     | 66.7                     | 65.5                     | 63.4                     | 59.5                      |
| Avg. Dist. to Rail [m] | 6.0                       | 3.0                      | 1.7                      | 2.3                      | 1.7                      | 3.2                      | 3.6                       |
| Avg. Stride Freq. [Hz] | 2.3                       | 2.4                      | 2.4                      | 2.3                      | 2.3                      | 2.3                      | 2.2                       |
| Avg. Stride Length [m] | 5.1                       | 7.7                      | 7.7                      | 7.7                      | 7.7                      | 7.4                      | 7.1                       |



- [ ] Ranking at each section and finish
- .-.- No data available at this section
- NA No data available



|                                |                    |
|--------------------------------|--------------------|
| Horse/Jockey Name              | Mishani Persuasion |
| Final Rank                     | 14                 |
| Fastest Section Time (Section) | 0:08.97 (Overall)  |
| Top Speed [km/h] (Section)     | 67.6 (1200m)       |
| Race State                     | Finished           |



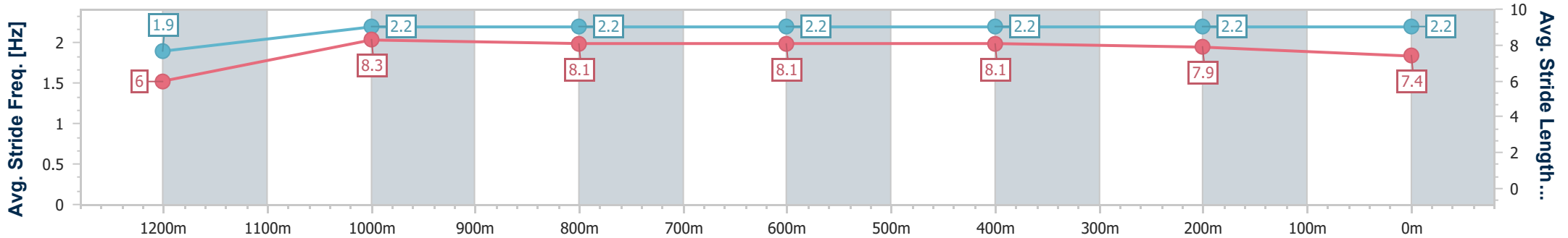
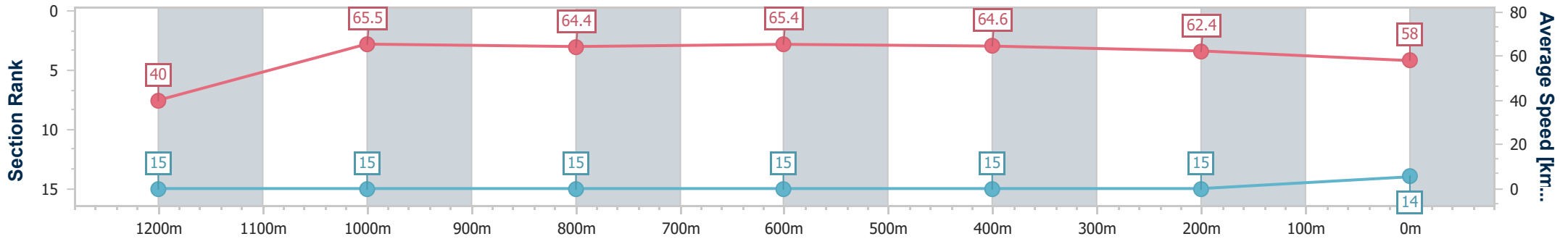
**Aquis Park Gold Coast QLD Professional**  
**Race 1: \$1M RACING QUEENSLAND MAGIC MILLIONS QTIS**  
**OPEN - 1300m**



19 January 2023 - 13:21

Track Rating: Soft 5, Weather: Fine, Rail Position: +1m 950m-350m;  
 True Remainder

| Section                | Overall                   | 1200m                     | 1000m                     | 800m                      | 600m                      | 400m                      | 200m                      |  |  |  |  |  |  |  |
|------------------------|---------------------------|---------------------------|---------------------------|---------------------------|---------------------------|---------------------------|---------------------------|--|--|--|--|--|--|--|
| Section Times          | 1:17.27 [14]<br>(0:08.97) | 1:08.30 [15]<br>(0:11.03) | 0:57.27 [15]<br>(0:11.18) | 0:46.09 [15]<br>(0:11.00) | 0:35.09 [15]<br>(0:11.14) | 0:23.95 [15]<br>(0:11.53) | 0:12.42 [15]<br>(0:12.42) |  |  |  |  |  |  |  |
| Average Speed [km/h]   | 40.0                      | 65.5                      | 64.4                      | 65.4                      | 64.6                      | 62.4                      | 58.0                      |  |  |  |  |  |  |  |
| Top Speed [km/h]       | 62.3                      | 67.6                      | 66.7                      | 66.6                      | 66.2                      | 63.3                      | 62.1                      |  |  |  |  |  |  |  |
| Avg. Dist. to Rail [m] | 10.2                      | 3.1                       | 0.4                       | 0.3                       | 0.5                       | 1.1                       | 4.5                       |  |  |  |  |  |  |  |
| Avg. Stride Freq. [Hz] | 1.9                       | 2.2                       | 2.2                       | 2.2                       | 2.2                       | 2.2                       | 2.2                       |  |  |  |  |  |  |  |
| Avg. Stride Length [m] | 6.0                       | 8.3                       | 8.1                       | 8.1                       | 8.1                       | 7.9                       | 7.4                       |  |  |  |  |  |  |  |



- [ ] Ranking at each section and finish
- .-.- No data available at this section
- NA No data available



|                                |                   |
|--------------------------------|-------------------|
| Horse/Jockey Name              | Indiscreetly      |
| Final Rank                     | 15                |
| Fastest Section Time (Section) | 0:08.48 (Overall) |
| Top Speed [km/h] (Section)     | 68.8 (1200m)      |
| Race State                     | Finished          |



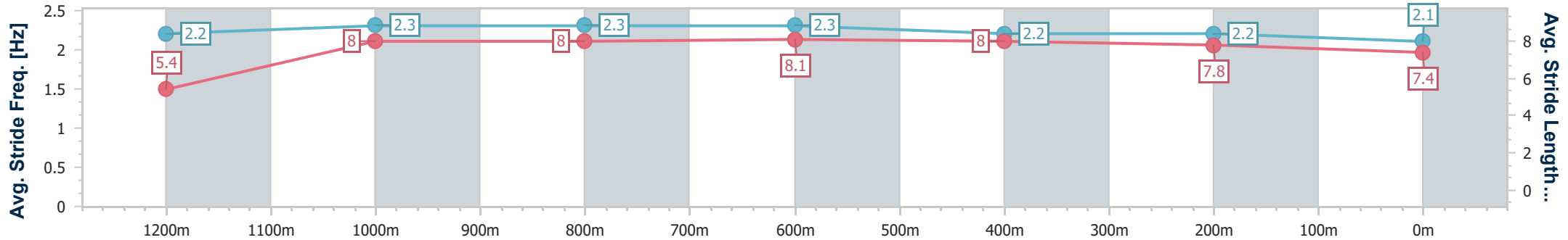
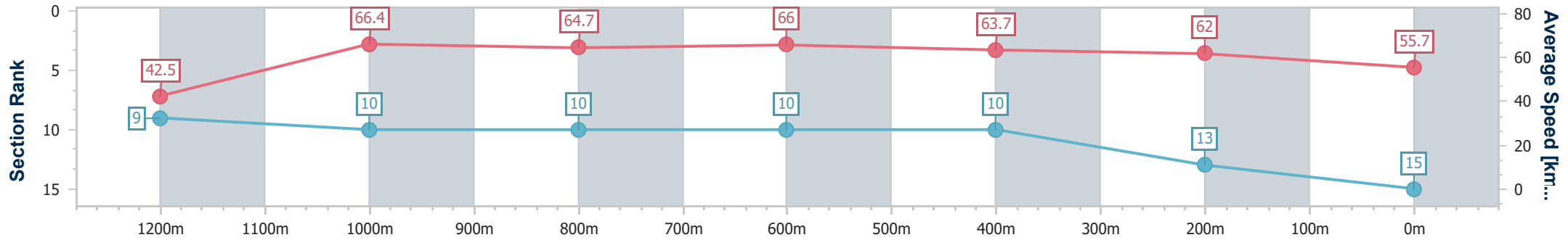
Aquis Park Gold Coast QLD Professional  
 Race 1: \$1M RACING QUEENSLAND MAGIC MILLIONS QTIS  
 OPEN - 1300m



19 January 2023 - 13:21

Track Rating: Soft 5, Weather: Fine, Rail Position: +1m 950m-350m;  
 True Remainder

| Section                | Overall                   | 1200m                    | 1000m                     | 800m                      | 600m                      | 400m                      | 200m                      |
|------------------------|---------------------------|--------------------------|---------------------------|---------------------------|---------------------------|---------------------------|---------------------------|
| Section Times          | 1:17.31 [15]<br>(0:08.48) | 1:08.83 [9]<br>(0:10.85) | 0:57.98 [10]<br>(0:11.18) | 0:46.80 [10]<br>(0:10.94) | 0:35.86 [10]<br>(0:11.31) | 0:24.55 [10]<br>(0:11.63) | 0:12.92 [13]<br>(0:12.92) |
| Average Speed [km/h]   | 42.5                      | 66.4                     | 64.7                      | 66.0                      | 63.7                      | 62.0                      | 55.7                      |
| Top Speed [km/h]       | 62.8                      | 68.8                     | 67.1                      | 67.4                      | 65.0                      | 63.3                      | 59.5                      |
| Avg. Dist. to Rail [m] | 3.7                       | 1.8                      | 1.0                       | 0.6                       | 0.2                       | 1.1                       | 2.3                       |
| Avg. Stride Freq. [Hz] | 2.2                       | 2.3                      | 2.3                       | 2.3                       | 2.2                       | 2.2                       | 2.1                       |
| Avg. Stride Length [m] | 5.4                       | 8.0                      | 8.0                       | 8.1                       | 8.0                       | 7.8                       | 7.4                       |



- [ ] Ranking at each section and finish
- .-.- No data available at this section
- NA No data available