

Track Rating: Good 4, Weather: Fine, Rail Position: +10m Entire Course

Section												Last 600m		
Field Times		Overall	1000m	800m	600m	400m	200m						0:33.17	
		1:09.52 (0:14.04)	0:55.48 (0:11.15)	0:44.33 (0:11.16)	0:33.17 (0:11.14)	0:22.03 (0:10.85)	0:11.18 (0:11.18)							
Rank	TAB	Horse/Jockey	Barrier	Top Speed [km/h]	Fastest Section							Margin	Distance Travelled [m]	
1	3	NED'S GULLY Jaden Lloyd	4	67.5 200m	0:10.85 400m	1:09.52 [1] (0:14.04)	0:55.48 [1] (0:11.15)	0:44.33 [1] (0:11.16)	0:33.17 [1] (0:11.14)	0:22.03 [1] (0:10.85)	0:11.18 [1] (0:11.18)	1:09.52	0:33.17	
2	1	COMRADE ROSA Ryan Maloney	5	68.0 400m	0:10.88 200m	1:09.94 [2] (0:14.54)	0:55.40 [6] (0:11.24)	0:44.16 [6] (0:11.14)	0:33.02 [6] (0:11.25)	0:21.77 [7] (0:10.89)	0:10.88 [5] (0:10.88)	2.3L	0:33.02	+4
3	9	MAXIE TAP Ben Thompson	6	65.3 800m	0:11.06 400m	1:10.35 [3] (0:14.20)	0:56.15 [2] (0:11.18)	0:44.97 [2] (0:11.10)	0:33.87 [2] (0:11.15)	0:22.72 [2] (0:11.06)	0:11.66 [2] (0:11.66)	4.6L	0:33.87	+1
4	7	UNCLE BUD Boris Thornton	2	65.4 400m	0:11.02 400m	1:10.51 [4] (0:14.31)	0:56.20 [5] (0:11.17)	0:45.03 [4] (0:11.16)	0:33.87 [4] (0:11.20)	0:22.67 [4] (0:11.02)	0:11.65 [3] (0:11.65)	5.4L	0:33.87	+0
5	4	DON'T DISS AROUND Georgina Cartwright	7	67.6 800m	0:10.95 800m	1:10.55 [5] (0:14.55)	0:56.00 [7] (0:11.37)	0:44.63 [8] (0:10.95)	0:33.68 [7] (0:11.14)	0:22.54 [6] (0:11.02)	0:11.52 [6] (0:11.52)	5.6L	0:33.68	+6
6	11	ARCARIUS Brodie Loy	12	67.1 400m	0:10.94 400m	1:10.60 [6] (0:14.69)	0:55.91 [9] (0:11.39)	0:44.52 [9] (0:11.12)	0:33.40 [9] (0:11.16)	0:22.24 [8] (0:10.94)	0:11.30 [8] (0:11.30)	5.8L	0:33.40	+3
7	6	RISING FIRE Justin Huxtable	9	65.9 Overall	0:11.08 800m	1:10.67 [7] (0:14.27)	0:56.40 [3] (0:11.23)	0:45.17 [3] (0:11.08)	0:34.09 [3] (0:11.19)	0:22.90 [3] (0:11.18)	0:11.72 [4] (0:11.72)	6.1L	0:34.09	+2
8	2	DUSTY DIAMOND Angela Jones	3	65.5 800m	0:11.12 800m	1:11.14 [8] (0:14.29)	0:56.85 [4] (0:11.31)	0:45.54 [5] (0:11.12)	0:34.42 [5] (0:11.22)	0:23.20 [5] (0:11.33)	0:11.87 [7] (0:11.87)	8.9L	0:34.42	+3
9	5	EMALEAH Michael Cahill	1	66.0 800m	0:11.17 800m	1:12.19 [9] (0:14.62)	0:57.57 [8] (0:11.32)	0:46.25 [7] (0:11.17)	0:35.08 [8] (0:11.28)	0:23.80 [9] (0:11.41)	0:12.39 [9] (0:12.39)	14.9L	0:35.08	-1

Scratched: Boodua Romance (#8), Centre Bounce (#10), Jet Esprit (#12)



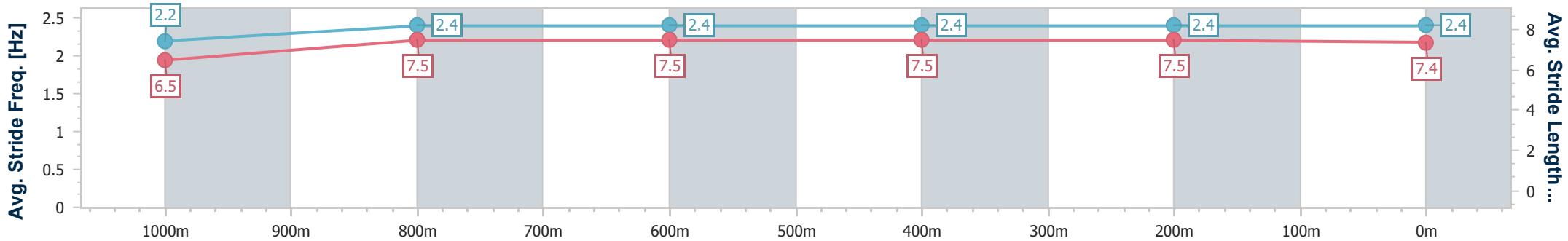
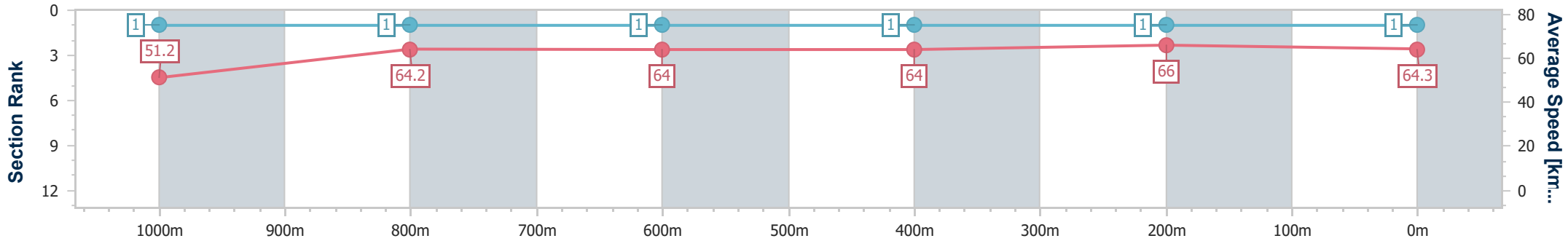
Horse/Jockey Name	Ned's Gully
Final Rank	1
Fastest Section Time (Section)	0:10.85 (400m)
Top Speed [km/h] (Section)	67.5 (200m)
Race State	Finished



Ipswich QLD Professional
 Race 7: THE SHED COMPANY IPSWICH Class 2 Handicap - 1200m
 18 January 2023 - 17:11
 Track Rating: Good 4, Weather: Fine, Rail Position: +10m Entire Course



Section	Overall	1000m	800m	600m	400m	200m
Section Times	1:09.52 [1] (0:14.04)	0:55.48 [1] (0:11.15)	0:44.33 [1] (0:11.16)	0:33.17 [1] (0:11.14)	0:22.03 [1] (0:10.85)	0:11.18 [1] (0:11.18)
Average Speed [km/h]	51.2	64.2	64.0	64.0	66.0	64.3
Top Speed [km/h]	64.4	65.0	64.7	65.3	67.2	67.5
Avg. Dist. to Rail [m]	2.0	2.0	2.4	2.2	1.1	0.3
Avg. Stride Freq. [Hz]	2.2	2.4	2.4	2.4	2.4	2.4
Avg. Stride Length [m]	6.5	7.5	7.5	7.5	7.5	7.4



- [] Ranking at each section and finish
- .-.- No data available at this section
- NA No data available



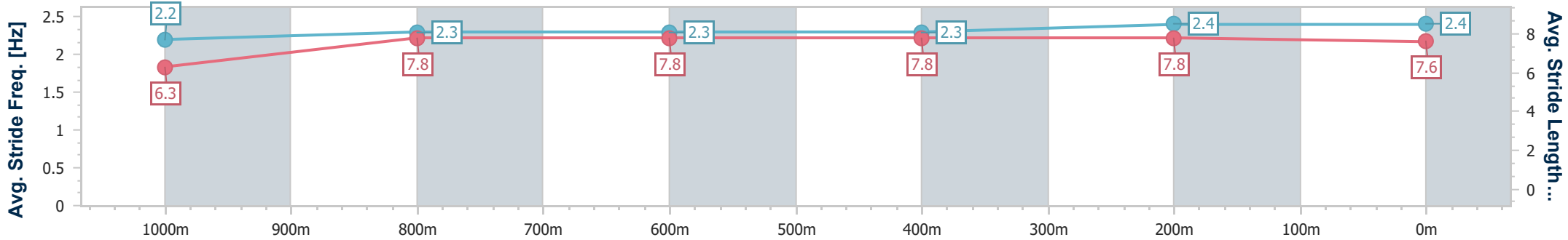
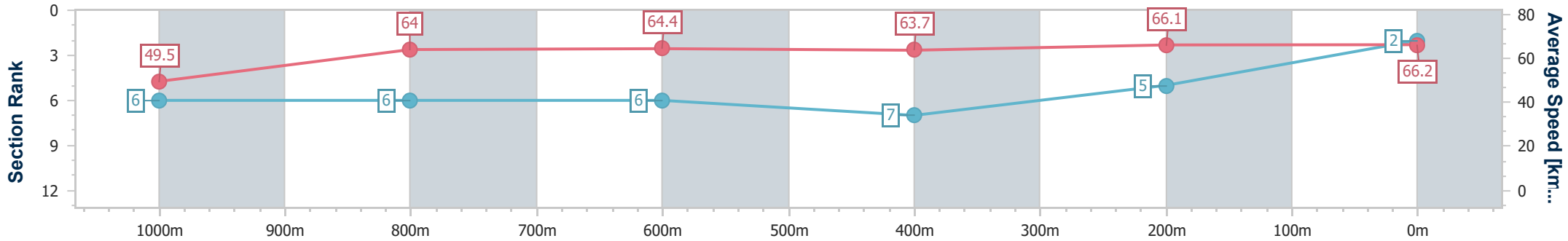
Horse/Jockey Name	Comrade Rosa
Final Rank	2
Fastest Section Time (Section)	0:10.88 (200m)
Top Speed [km/h] (Section)	68.0 (400m)
Race State	Finished



Ipswich QLD Professional
 Race 7: THE SHED COMPANY IPSWICH Class 2 Handicap - 1200m
 18 January 2023 - 17:11
 Track Rating: Good 4, Weather: Fine, Rail Position: +10m Entire Course



Section	Overall	1000m	800m	600m	400m	200m
Section Times	1:09.94 [2] (0:14.54)	0:55.40 [6] (0:11.24)	0:44.16 [6] (0:11.14)	0:33.02 [6] (0:11.25)	0:21.77 [7] (0:10.89)	0:10.88 [5] (0:10.88)
Average Speed [km/h]	49.5	64.0	64.4	63.7	66.1	66.2
Top Speed [km/h]	64.1	64.8	65.6	64.7	68.0	67.8
Avg. Dist. to Rail [m]	2.7	0.7	0.8	1.3	2.3	3.5
Avg. Stride Freq. [Hz]	2.2	2.3	2.3	2.3	2.4	2.4
Avg. Stride Length [m]	6.3	7.8	7.8	7.8	7.8	7.6



- [] Ranking at each section and finish
- .-.- No data available at this section
- NA No data available



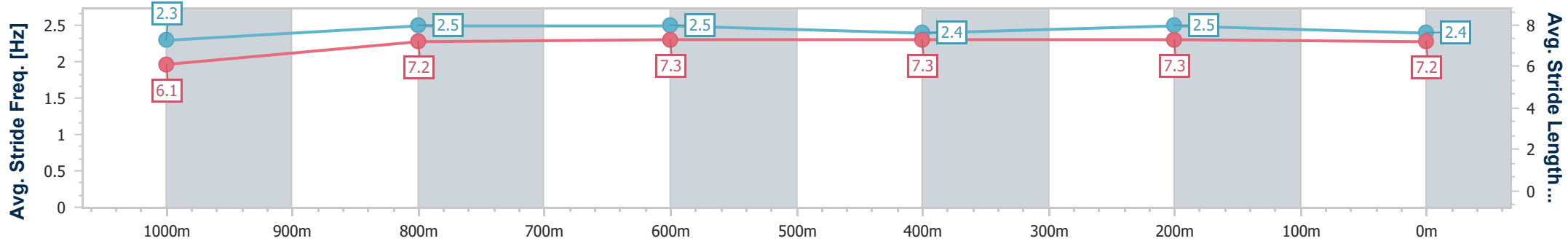
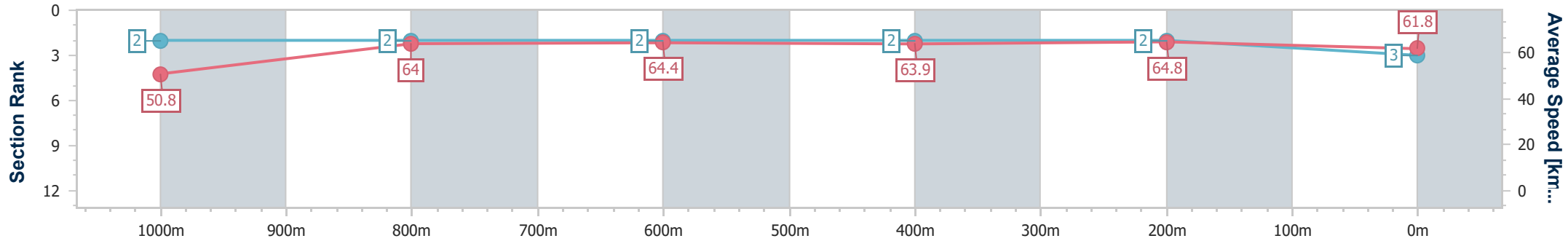
Horse/Jockey Name	Maxie Tap
Final Rank	3
Fastest Section Time (Section)	0:11.06 (400m)
Top Speed [km/h] (Section)	65.3 (800m)
Race State	Finished



Ipswich QLD Professional
 Race 7: THE SHED COMPANY IPSWICH Class 2 Handicap - 1200m
 18 January 2023 - 17:11
 Track Rating: Good 4, Weather: Fine, Rail Position: +10m Entire Course



Section	Overall	1000m	800m	600m	400m	200m								
Section Times	1:10.35 [3] (0:14.20)	0:56.15 [2] (0:11.18)	0:44.97 [2] (0:11.10)	0:33.87 [2] (0:11.15)	0:22.72 [2] (0:11.06)	0:11.66 [2] (0:11.66)								
Average Speed [km/h]	50.8	64.0	64.4	63.9	64.8	61.8								
Top Speed [km/h]	64.9	65.1	65.3	64.9	65.3	63.4								
Avg. Dist. to Rail [m]	4.1	1.2	2.3	2.8	0.9	0.4								
Avg. Stride Freq. [Hz]	2.3	2.5	2.5	2.4	2.5	2.4								
Avg. Stride Length [m]	6.1	7.2	7.3	7.3	7.3	7.2								



- [] Ranking at each section and finish
- .-.- No data available at this section
- NA No data available



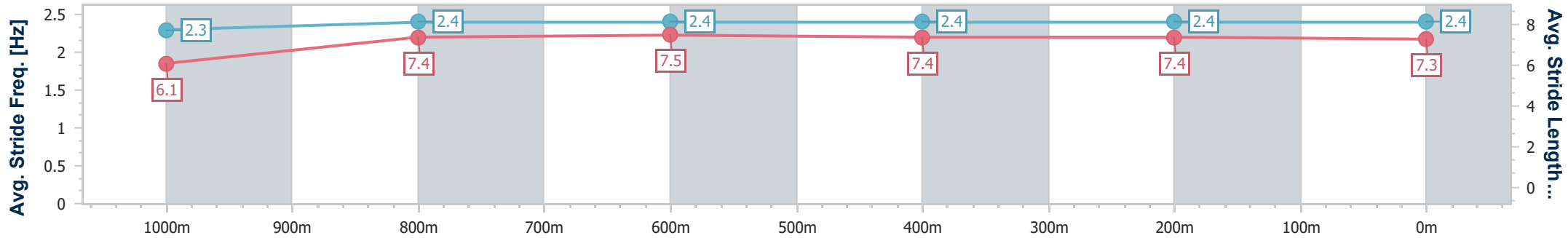
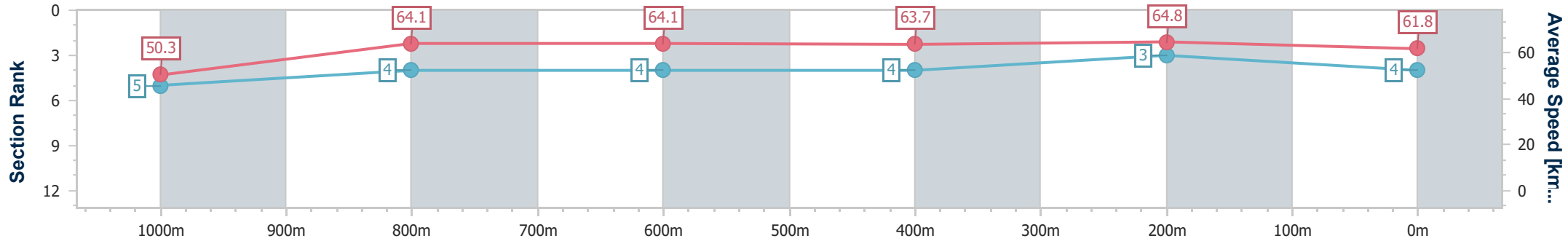
Horse/Jockey Name	Uncle Bud
Final Rank	4
Fastest Section Time (Section)	0:11.02 (400m)
Top Speed [km/h] (Section)	65.4 (400m)
Race State	Finished



Ipswich QLD Professional
 Race 7: THE SHED COMPANY IPSWICH Class 2 Handicap - 1200m
 18 January 2023 - 17:11
 Track Rating: Good 4, Weather: Fine, Rail Position: +10m Entire Course



Section	Overall	1000m	800m	600m	400m	200m
Section Times	1:10.51 [4] (0:14.31)	0:56.20 [5] (0:11.17)	0:45.03 [4] (0:11.16)	0:33.87 [4] (0:11.20)	0:22.67 [4] (0:11.02)	0:11.65 [3] (0:11.65)
Average Speed [km/h]	50.3	64.1	64.1	63.7	64.8	61.8
Top Speed [km/h]	63.4	65.0	64.9	64.6	65.4	64.4
Avg. Dist. to Rail [m]	0.8	1.5	1.7	2.1	2.3	1.5
Avg. Stride Freq. [Hz]	2.3	2.4	2.4	2.4	2.4	2.4
Avg. Stride Length [m]	6.1	7.4	7.5	7.4	7.4	7.3



- [] Ranking at each section and finish
- .-.- No data available at this section
- NA No data available



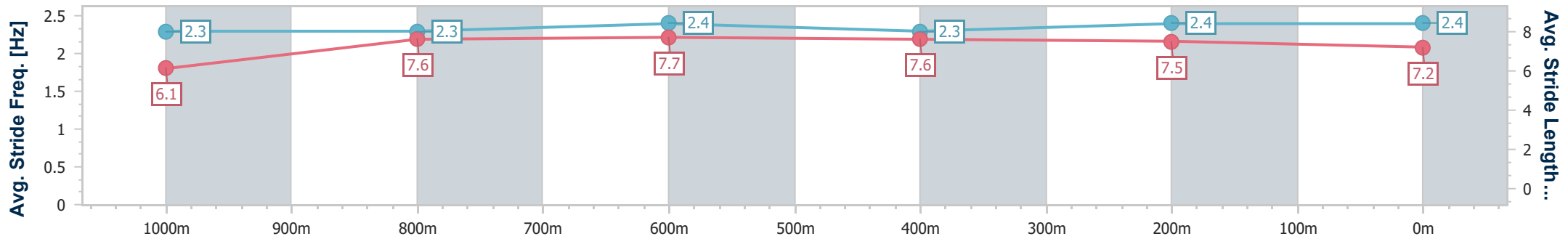
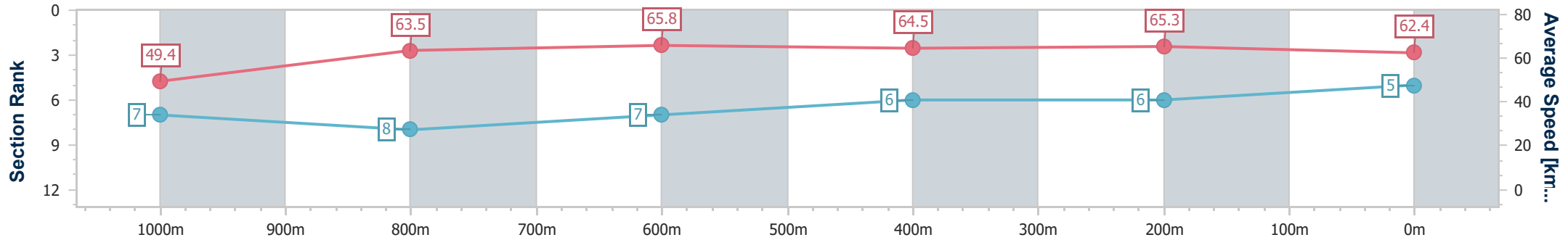
Horse/Jockey Name	Don't Diss Around
Final Rank	5
Fastest Section Time (Section)	0:10.95 (800m)
Top Speed [km/h] (Section)	67.6 (800m)
Race State	Finished



Ipswich QLD Professional
 Race 7: THE SHED COMPANY IPSWICH Class 2 Handicap - 1200m
 18 January 2023 - 17:11
 Track Rating: Good 4, Weather: Fine, Rail Position: +10m Entire Course



Section	Overall	1000m	800m	600m	400m	200m
Section Times	1:10.55 [5] (0:14.55)	0:56.00 [7] (0:11.37)	0:44.63 [8] (0:10.95)	0:33.68 [7] (0:11.14)	0:22.54 [6] (0:11.02)	0:11.52 [6] (0:11.52)
Average Speed [km/h]	49.4	63.5	65.8	64.5	65.3	62.4
Top Speed [km/h]	64.2	64.9	67.6	66.5	66.9	64.8
Avg. Dist. to Rail [m]	4.6	0.8	0.3	0.3	0.8	1.9
Avg. Stride Freq. [Hz]	2.3	2.3	2.4	2.3	2.4	2.4
Avg. Stride Length [m]	6.1	7.6	7.7	7.6	7.5	7.2



- [] Ranking at each section and finish
- .-.- No data available at this section
- NA No data available



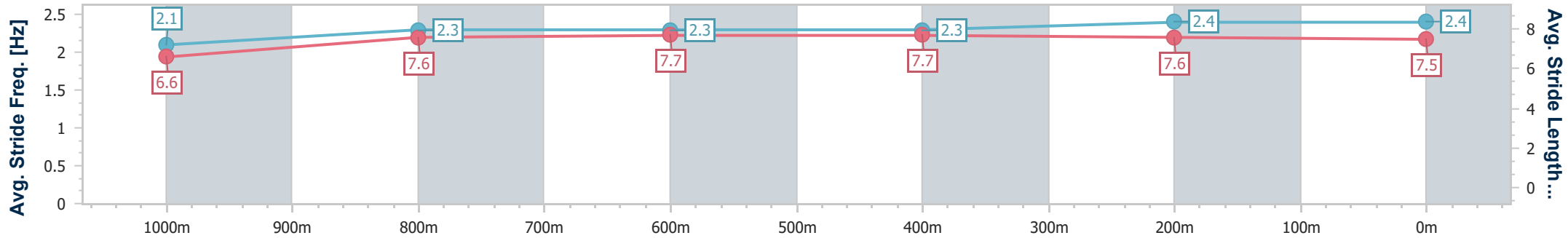
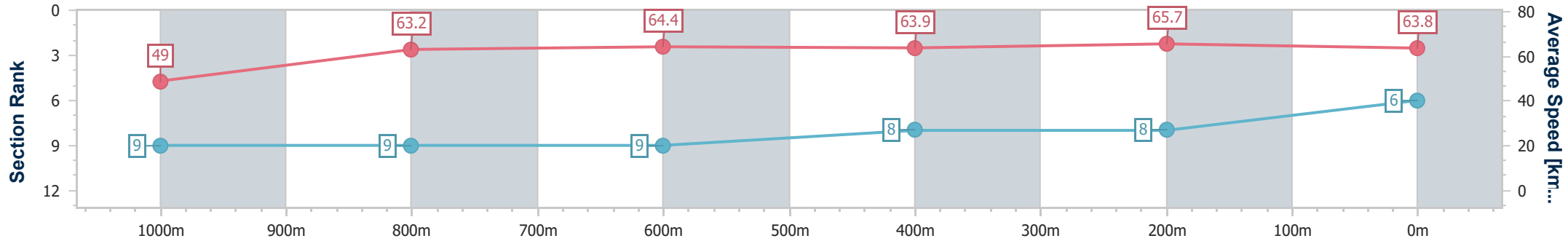
Horse/Jockey Name	Arcarius
Final Rank	6
Fastest Section Time (Section)	0:10.94 (400m)
Top Speed [km/h] (Section)	67.1 (400m)
Race State	Finished



Ipswich QLD Professional
 Race 7: THE SHED COMPANY IPSWICH Class 2 Handicap - 1200m
 18 January 2023 - 17:11
 Track Rating: Good 4, Weather: Fine, Rail Position: +10m Entire Course



Section	Overall	1000m	800m	600m	400m	200m
Section Times	1:10.60 [6] (0:14.69)	0:55.91 [9] (0:11.39)	0:44.52 [9] (0:11.12)	0:33.40 [9] (0:11.16)	0:22.24 [8] (0:10.94)	0:11.30 [8] (0:11.30)
Average Speed [km/h]	49.0	63.2	64.4	63.9	65.7	63.8
Top Speed [km/h]	63.6	65.3	65.5	65.1	67.1	66.5
Avg. Dist. to Rail [m]	6.2	1.0	1.7	2.3	1.7	3.1
Avg. Stride Freq. [Hz]	2.1	2.3	2.3	2.3	2.4	2.4
Avg. Stride Length [m]	6.6	7.6	7.7	7.7	7.6	7.5



- [] Ranking at each section and finish
- .-.- No data available at this section
- NA No data available



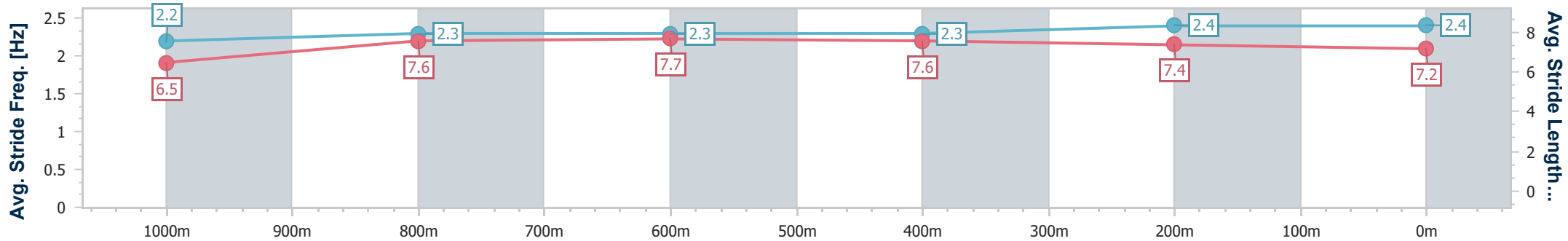
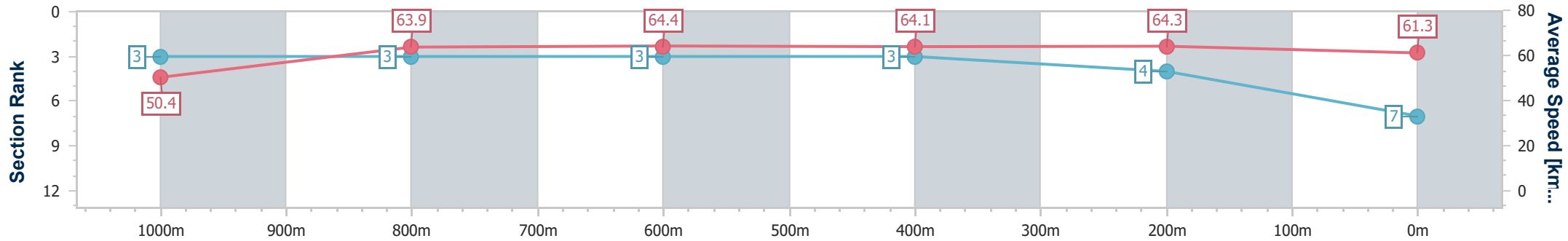
Horse/Jockey Name	Rising Fire
Final Rank	7
Fastest Section Time (Section)	0:11.08 (800m)
Top Speed [km/h] (Section)	65.9 (Overall)
Race State	Finished



Ipswich QLD Professional
 Race 7: THE SHED COMPANY IPSWICH Class 2 Handicap - 1200m
 18 January 2023 - 17:11
 Track Rating: Good 4, Weather: Fine, Rail Position: +10m Entire Course



Section	Overall	1000m	800m	600m	400m	200m
Section Times	1:10.67 [7] (0:14.27)	0:56.40 [3] (0:11.23)	0:45.17 [3] (0:11.08)	0:34.09 [3] (0:11.19)	0:22.90 [3] (0:11.18)	0:11.72 [4] (0:11.72)
Average Speed [km/h]	50.4	63.9	64.4	64.1	64.3	61.3
Top Speed [km/h]	65.9	65.4	65.3	65.1	65.7	64.4
Avg. Dist. to Rail [m]	2.9	1.8	2.2	1.7	0.9	1.3
Avg. Stride Freq. [Hz]	2.2	2.3	2.3	2.3	2.4	2.4
Avg. Stride Length [m]	6.5	7.6	7.7	7.6	7.4	7.2



- [] Ranking at each section and finish
- .-.- No data available at this section
- NA No data available



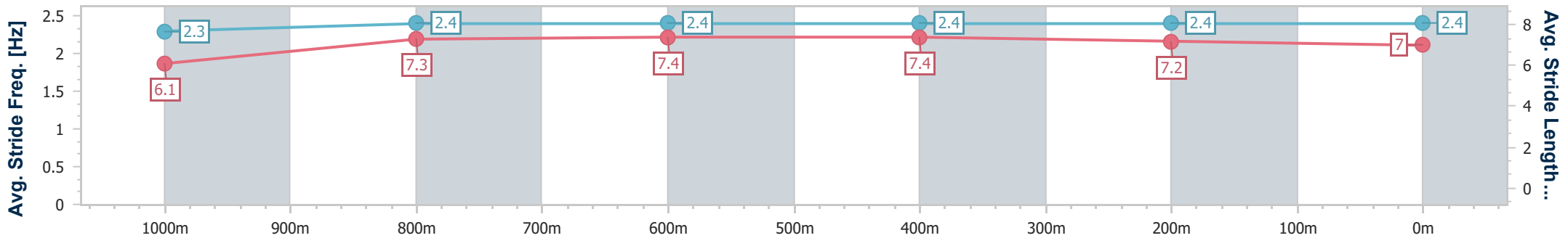
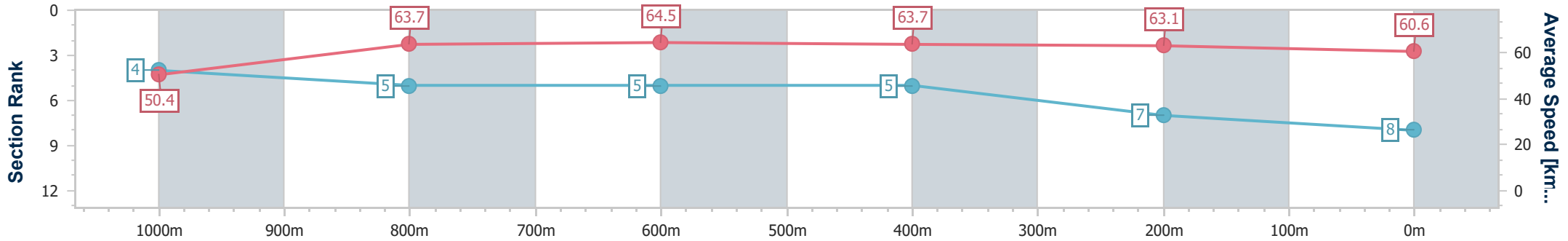
Horse/Jockey Name	Dusty Diamond
Final Rank	8
Fastest Section Time (Section)	0:11.12 (800m)
Top Speed [km/h] (Section)	65.5 (800m)
Race State	Finished



Ipswich QLD Professional
 Race 7: THE SHED COMPANY IPSWICH Class 2 Handicap - 1200m
 18 January 2023 - 17:11
 Track Rating: Good 4, Weather: Fine, Rail Position: +10m Entire Course



Section	Overall	1000m	800m	600m	400m	200m
Section Times	1:11.14 [8] (0:14.29)	0:56.85 [4] (0:11.31)	0:45.54 [5] (0:11.12)	0:34.42 [5] (0:11.22)	0:23.20 [5] (0:11.33)	0:11.87 [7] (0:11.87)
Average Speed [km/h]	50.4	63.7	64.5	63.7	63.1	60.6
Top Speed [km/h]	64.6	65.0	65.5	65.0	64.0	63.7
Avg. Dist. to Rail [m]	2.7	0.3	0.9	1.5	1.2	0.5
Avg. Stride Freq. [Hz]	2.3	2.4	2.4	2.4	2.4	2.4
Avg. Stride Length [m]	6.1	7.3	7.4	7.4	7.2	7.0



- [] Ranking at each section and finish
- .-.- No data available at this section
- NA No data available



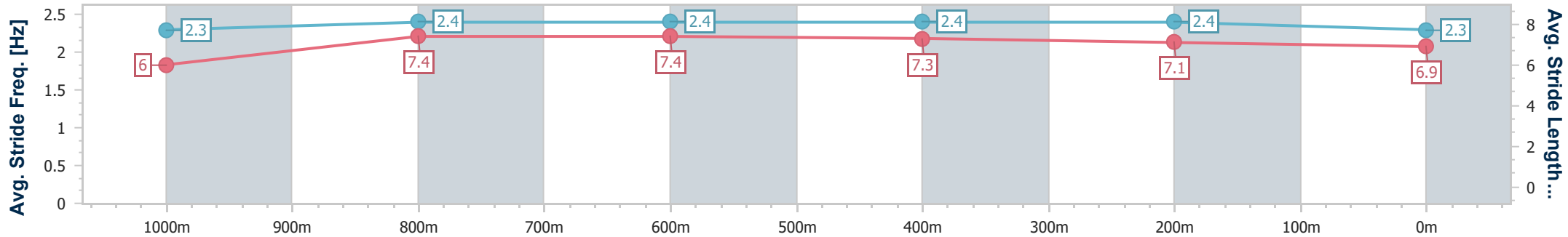
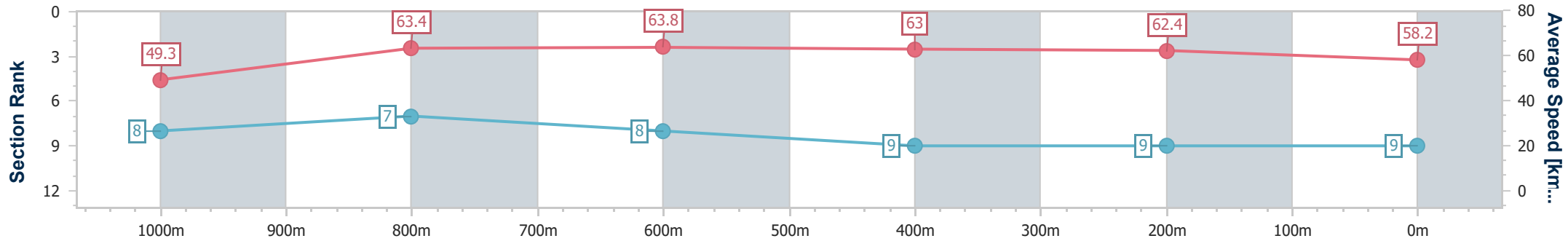
Horse/Jockey Name	Emaleah
Final Rank	9
Fastest Section Time (Section)	0:11.17 (800m)
Top Speed [km/h] (Section)	66.0 (800m)
Race State	Finished



Ipswich QLD Professional
 Race 7: THE SHED COMPANY IPSWICH Class 2 Handicap - 1200m
 18 January 2023 - 17:11
 Track Rating: Good 4, Weather: Fine, Rail Position: +10m Entire Course



Section	Overall	1000m	800m	600m	400m	200m								
Section Times	1:12.19 [9] (0:14.62)	0:57.57 [8] (0:11.32)	0:46.25 [7] (0:11.17)	0:35.08 [8] (0:11.28)	0:23.80 [9] (0:11.41)	0:12.39 [9] (0:12.39)								
Average Speed [km/h]	49.3	63.4	63.8	63.0	62.4	58.2								
Top Speed [km/h]	63.2	64.7	66.0	64.0	63.8	61.4								
Avg. Dist. to Rail [m]	0.6	1.2	2.4	3.2	2.7	0.7								
Avg. Stride Freq. [Hz]	2.3	2.4	2.4	2.4	2.4	2.3								
Avg. Stride Length [m]	6.0	7.4	7.4	7.3	7.1	6.9								



- [] Ranking at each section and finish
- .-.- No data available at this section
- NA No data available