

Track Rating: Good 4, Weather: Fine, Rail Position: +10m Entire Course

Section		Overall	2000m	1800m	1600m	1400m	1200m	1000m	Last 600m				
Field Times		2:16.96 (0:15.64)	2:01.32 (0:11.24)	1:50.08 (0:12.07)	1:38.01 (0:12.07)	1:25.94 (0:12.51)	1:13.43 (0:12.52)	1:00.91 (0:12.46)	0:36.38				
Rank	TAB Horse/Jockey	Barrier	Top Speed [km/h]	Fastest Section									Distance Travelled [m]
1	13 CHAYSE 'N' NOAH Karl Zechner	5	63.4 2000m	0:11.60 2000m	2:16.96 [1] (0:16.20)	2:00.76 [7] (0:11.60)	1:49.16 [7] (0:11.85)	1:37.31 [7] (0:12.30)	1:25.01 [7] (0:12.13)	1:12.88 [6] (0:12.57)	1:00.31 [5] (0:12.41)	0:35.89	
2	3 A DEEL OF HUMOUR Lani Allen	3	64.1 2000m	0:11.45 2000m	2:17.12 [2] (0:15.74)	2:01.38 [3] (0:11.45)	1:49.93 [4] (0:11.98)	1:37.95 [5] (0:12.24)	1:25.71 [5] (0:12.49)	1:13.22 [5] (0:12.79)	1:00.43 [6] (0:12.43)	0:35.98	+10
3	6 MEMOIRE PARFAIT Brodie Loy	14	65.4 2000m	0:11.24 2000m	2:17.13 [3] (0:15.64)	2:01.49 [1] (0:11.24)	1:50.25 [1] (0:12.12)	1:38.13 [3] (0:12.07)	1:26.06 [2] (0:12.46)	1:13.60 [1] (0:12.52)	1:01.08 [1] (0:12.46)	0:36.55	+1
4	8 BAY STREET Boris Thornton	1	65.4 2000m	0:11.32 2000m	2:17.40 [4] (0:15.91)	2:01.49 [6] (0:11.32)	1:50.17 [5] (0:11.91)	1:38.26 [4] (0:12.20)	1:26.06 [4] (0:12.32)	1:13.74 [3] (0:12.70)	1:01.04 [3] (0:12.42)	0:36.63	+4
5	11 SCILAGO Georgina Cartwright	9	62.3 600m	0:11.79 2000m	2:17.53 [5] (0:16.30)	2:01.23 [9] (0:11.79)	1:49.44 [9] (0:12.12)	1:37.32 [9] (0:12.41)	1:24.91 [9] (0:11.97)	1:12.94 [9] (0:12.25)	1:00.69 [7] (0:11.95)	0:36.78	+10
6	12 SO YOU KNEW Ben Thompson	7	63.0 2000m	0:11.57 2000m	2:17.58 [6] (0:15.91)	2:01.67 [5] (0:11.57)	1:50.10 [6] (0:12.04)	1:38.06 [6] (0:12.27)	1:25.79 [6] (0:12.38)	1:13.41 [7] (0:12.78)	1:00.63 [8] (0:12.40)	0:36.23	+10
7	10 LIKEABEEL Brendon Newport	4	62.8 2000m	0:11.84 1400m	2:18.05 [7] (0:16.55)	2:01.50 [10] (0:11.91)	1:49.59 [11] (0:12.05)	1:37.54 [10] (0:12.49)	1:25.05 [11] (0:11.84)	1:13.21 [10] (0:12.39)	1:00.82 [11] (0:12.26)	0:36.58	+8
8	5 THE DRILLER Angela Jones	2	62.5 2000m	0:11.70 2000m	2:18.06 [8] (0:16.21)	2:01.85 [8] (0:11.70)	1:50.15 [8] (0:11.98)	1:38.17 [8] (0:12.30)	1:25.87 [8] (0:12.17)	1:13.70 [8] (0:12.66)	1:01.04 [9] (0:12.42)	0:36.60	+3
9	7 SOKUDO Nozi Tomizawa	12	62.7 1800m	0:11.81 2000m	2:18.47 [9] (0:16.57)	2:01.90 [11] (0:11.81)	1:50.09 [10] (0:12.14)	1:37.95 [11] (0:12.44)	1:25.51 [10] (0:11.88)	1:13.63 [11] (0:12.34)	1:01.29 [10] (0:12.07)	0:37.14	+12
10	2 LETS TORQUE A DEEL Yvette Lewis	10	65.2 2000m	0:11.19 2000m	2:18.89 [10] (0:15.74)	2:03.15 [2] (0:11.19)	1:51.96 [2] (0:12.06)	1:39.90 [2] (0:12.22)	1:27.68 [3] (0:12.59)	1:15.09 [4] (0:12.65)	1:02.44 [4] (0:12.50)	0:37.68	+9

Scratched: Guts 'N' Glory (#1), Thatfridayfeeling (#4), Serenade The Cat (#14)



# Ipswich QLD Professional

## Race 4: STROUD HOMES IPSWICH BENCHMARK 65 Handicap - 2210m

18 January 2023 - 15:25



Track Rating: Good 4, Weather: Fine, Rail Position: +10m Entire Course

Section	Overall	2000m	1800m	1600m	1400m	1200m	1000m	Last 600m
Field Times	2:16.96 (0:15.64)	2:01.32 (0:11.24)	1:50.08 (0:12.07)	1:38.01 (0:12.07)	1:25.94 (0:12.51)	1:13.43 (0:12.52)	1:00.91 (0:12.46)	0:36.38

Rank	TAB	Horse/Jockey	Barrier	Top Speed [km/h]	Fastest Section	Overall	2000m	1800m	1600m	1400m	1200m	1000m	Last 600m	Distance Travelled [m]
11	9	TUKI TWELVE	13	66.1	0:11.11	2:19.52 [11]	2:03.69 [4]	1:52.58 [3]	1:40.57 [1]	1:28.50 [1]	1:15.99 [2]	1:03.36 [2]	0:38.62	+11
		James Orman		2000m	2000m	(0:15.83)	(0:11.11)	(0:12.01)	(0:12.07)	(0:12.51)	(0:12.63)	(0:12.53)		

Scratched: Guts 'N' Glory (#1), Thatfridayfeeling (#4), Serenade The Cat (#14)

[ ] Ranking at each section and finish  
 -:-:- No data available at this section  
 NA No data available

SCN Saddle cloth number  
 DNF Did not finish  
 DNT Did not track

18 January 2023 - 15:25

Track Rating: Good 4, Weather: Fine, Rail Position: +10m Entire Course

Section										Last 600m		
Field Times		800m	600m	400m	200m							
		0:48.45 (0:12.07)	0:36.38 (0:11.82)	0:24.56 (0:12.25)	0:12.31 (0:12.31)							
Rank	TAB	Horse/Jockey	Barrier	Top Speed [km/h]	Fastest Section					Margin	Distance Travelled [m]	
1	13	<b>CHAYSE 'N' NOAH</b> Karl Zechner	5	63.4 2000m	0:11.60 2000m	0:47.90 [6] (0:12.01)	0:35.89 [5] (0:11.85)	0:24.04 [4] (0:12.02)	0:12.02 [3] (0:12.02)	2:16.96	0:35.89	
2	3	<b>A DEEL OF HUMOUR</b> Lani Allen	3	64.1 2000m	0:11.45 2000m	0:48.00 [7] (0:12.02)	0:35.98 [7] (0:12.07)	0:23.91 [5] (0:11.90)	0:12.01 [5] (0:12.01)	0.8L	0:35.98	+10
3	6	<b>MEMOIRE PARFAIT</b> Brodie Loy	14	65.4 2000m	0:11.24 2000m	0:48.62 [1] (0:12.07)	0:36.55 [1] (0:11.82)	0:24.73 [1] (0:12.25)	0:12.48 [1] (0:12.48)	0.9L	0:36.55	+1
4	8	<b>BAY STREET</b> Boris Thornton	1	65.4 2000m	0:11.32 2000m	0:48.62 [3] (0:11.99)	0:36.63 [3] (0:11.76)	0:24.87 [2] (0:12.15)	0:12.72 [2] (0:12.72)	2.4L	0:36.63	+4
5	11	<b>SCILAGO</b> Georgina Cartwright	9	62.3 600m	0:11.79 2000m	0:48.74 [4] (0:11.96)	0:36.78 [2] (0:11.91)	0:24.87 [3] (0:12.36)	0:12.51 [4] (0:12.51)	3.2L	0:36.78	+10
6	12	<b>SO YOU KNEW</b> Ben Thompson	7	63.0 2000m	0:11.57 2000m	0:48.23 [9] (0:12.00)	0:36.23 [9] (0:12.11)	0:24.12 [6] (0:12.06)	0:12.06 [6] (0:12.06)	3.4L	0:36.23	+10
7	10	<b>LIKEABEEL</b> Brendon Newport	4	62.8 2000m	0:11.84 1400m	0:48.56 [10] (0:11.98)	0:36.58 [10] (0:12.13)	0:24.45 [9] (0:12.08)	0:12.37 [7] (0:12.37)	6.2L	0:36.58	+8
8	5	<b>THE DRILLER</b> Angela Jones	2	62.5 2000m	0:11.70 2000m	0:48.62 [11] (0:12.02)	0:36.60 [11] (0:12.12)	0:24.48 [10] (0:12.27)	0:12.21 [9] (0:12.21)	6.3L	0:36.60	+3
9	7	<b>SOKUDO</b> Nozi Tomizawa	12	62.7 1800m	0:11.81 2000m	0:49.22 [8] (0:12.08)	0:37.14 [8] (0:12.24)	0:24.90 [7] (0:12.23)	0:12.67 [8] (0:12.67)	8.6L	0:37.14	+12
10	2	<b>LETS TORQUE A DEEL</b> Yvette Lewis	10	65.2 2000m	0:11.19 2000m	0:49.94 [5] (0:12.26)	0:37.68 [6] (0:12.66)	0:25.02 [11] (0:12.45)	0:12.57 [10] (0:12.57)	10.9L	0:37.68	+9

Scratched: Guts 'N' Glory (#1), Thatfridayfeeling (#4), Serenade The Cat (#14)



# Ipswich QLD Professional

## Race 4: STROUD HOMES IPSWICH BENCHMARK 65 Handicap - 2210m

18 January 2023 - 15:25



Track Rating: Good 4, Weather: Fine, Rail Position: +10m Entire Course

Section											
Field Times					800m	600m	400m	200m	Last 600m		
					0:48.45 (0:12.07)	0:36.38 (0:11.82)	0:24.56 (0:12.25)	0:12.31 (0:12.31)	0:36.38		
Rank	TAB	Horse/Jockey	Barrier	Top Speed [km/h]	Fastest Section	Margin				Distance Travelled [m]	
11	9	TUKI TWELVE	13	66.1	0:11.11	0:50.83 [2]	0:38.62 [4]	0:25.93 [8]	0:13.18 [11]	14.4L	0:38.62 +11
		James Orman		2000m	2000m	(0:12.21)	(0:12.69)	(0:12.75)	(0:13.18)		

Scratched: Guts 'N' Glory (#1), Thatfridayfeeling (#4), Serenade The Cat (#14)

[ ] Ranking at each section and finish  
 -:-:-:- No data available at this section  
 NA No data available

SCN Saddle cloth number  
 DNF Did not finish  
 DNT Did not track



Horse/Jockey Name	Chayse 'N' Noah
Final Rank	1
Fastest Section Time (Section)	0:11.60 (2000m)
Top Speed [km/h] (Section)	63.4 (2000m)
Race State	Finished



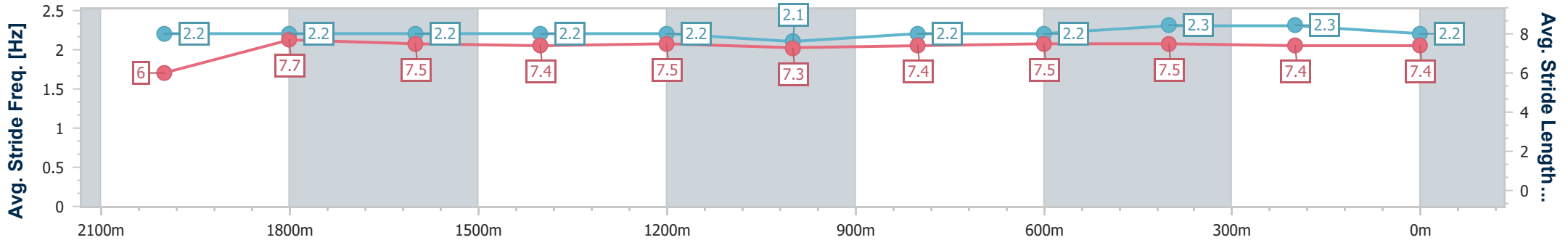
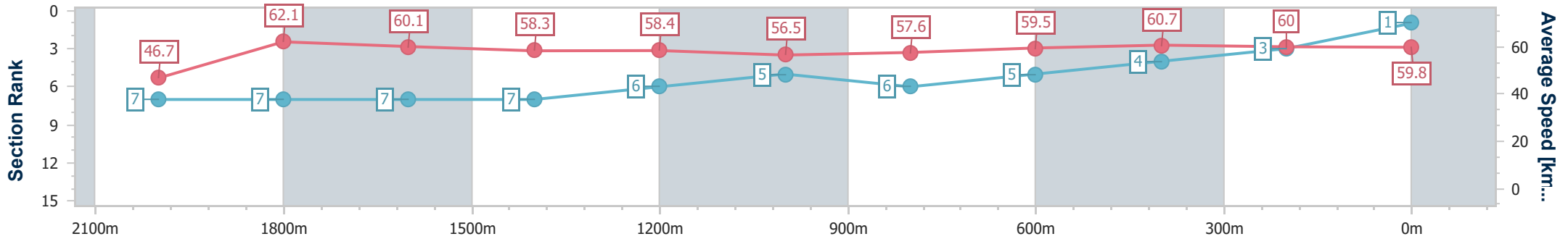
Ipswich QLD Professional  
 Race 4: STROUD HOMES IPSWICH BENCHMARK 65 Handicap - 2210m



18 January 2023 - 15:25

Track Rating: Good 4, Weather: Fine, Rail Position: +10m Entire Course

Section	Overall	2000m	1800m	1600m	1400m	1200m	1000m	800m	600m	400m	200m		
Section Times	2:16.96 [1] (0:16.20)	2:00.76 [7] (0:11.60)	1:49.16 [7] (0:11.85)	1:37.31 [7] (0:12.30)	1:25.01 [7] (0:12.13)	1:12.88 [6] (0:12.57)	1:00.31 [5] (0:12.41)	0:47.90 [6] (0:12.01)	0:35.89 [5] (0:11.85)	0:24.04 [4] (0:12.02)	0:12.02 [3] (0:12.02)		
Average Speed [km/h]	46.7	62.1	60.1	58.3	58.4	56.5	57.6	59.5	60.7	60.0	59.8		
Top Speed [km/h]	60.4	63.4	62.4	59.4	59.4	57.3	58.8	60.1	61.4	61.1	60.6		
Avg. Dist. to Rail [m]	5.8	2.7	1.7	3.3	3.9	3.6	3.1	2.1	0.7	0.8	1.1		
Avg. Stride Freq. [Hz]	2.2	2.2	2.2	2.2	2.2	2.1	2.2	2.2	2.3	2.3	2.2		
Avg. Stride Length [m]	6.0	7.7	7.5	7.4	7.5	7.3	7.4	7.5	7.5	7.4	7.4		



- [ ] Ranking at each section and finish
- .-.- No data available at this section
- NA No data available



Horse/Jockey Name	A Deel Of Humour
Final Rank	2
Fastest Section Time (Section)	0:11.45 (2000m)
Top Speed [km/h] (Section)	64.1 (2000m)
Race State	Finished



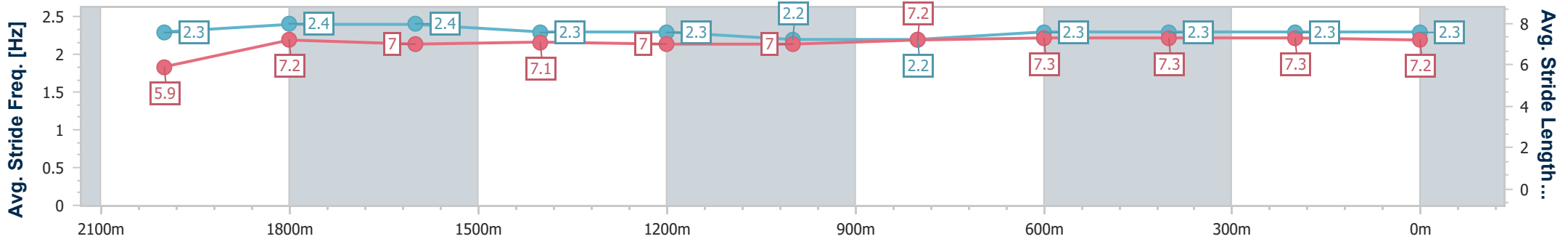
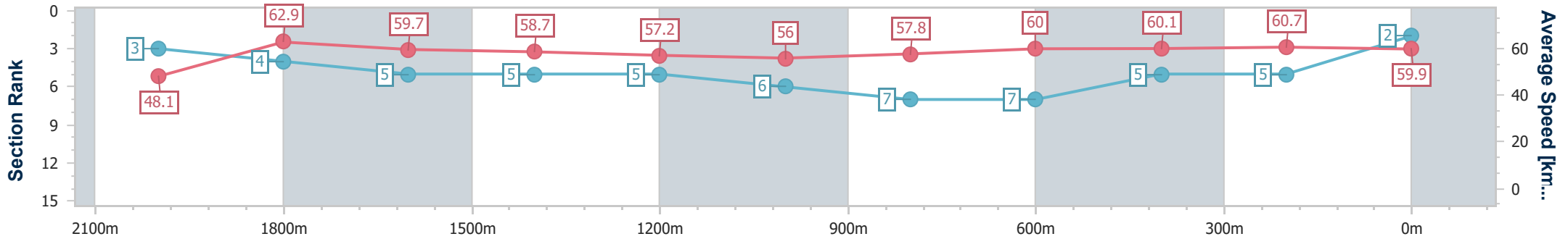
Ipswich QLD Professional  
Race 4: STROUD HOMES IPSWICH BENCHMARK 65 Handicap - 2210m



18 January 2023 - 15:25

Track Rating: Good 4, Weather: Fine, Rail Position: +10m Entire Course

Section	Overall	2000m	1800m	1600m	1400m	1200m	1000m	800m	600m	400m	200m		
Section Times	2:17.12 [2] (0:15.74)	2:01.38 [3] (0:11.45)	1:49.93 [4] (0:11.98)	1:37.95 [5] (0:12.24)	1:25.71 [5] (0:12.49)	1:13.22 [5] (0:12.79)	1:00.43 [6] (0:12.43)	0:48.00 [7] (0:12.02)	0:35.98 [7] (0:12.07)	0:23.91 [5] (0:11.90)	0:12.01 [5] (0:12.01)		
Average Speed [km/h]	48.1	62.9	59.7	58.7	57.2	56.0	57.8	60.0	60.1	60.7	59.9		
Top Speed [km/h]	61.5	64.1	63.6	59.6	59.7	57.1	59.0	61.4	61.4	61.9	62.0		
Avg. Dist. to Rail [m]	1.6	0.2	0.8	1.9	2.1	1.4	1.2	0.7	1.9	1.5	4.4		
Avg. Stride Freq. [Hz]	2.3	2.4	2.4	2.3	2.3	2.2	2.2	2.3	2.3	2.3	2.3		
Avg. Stride Length [m]	5.9	7.2	7.0	7.1	7.0	7.0	7.2	7.3	7.3	7.3	7.2		



- [ ] Ranking at each section and finish
- .-.- No data available at this section
- NA No data available



Horse/Jockey Name	Memoire Parfait
Final Rank	3
Fastest Section Time (Section)	0:11.24 (2000m)
Top Speed [km/h] (Section)	65.4 (2000m)
Race State	Finished



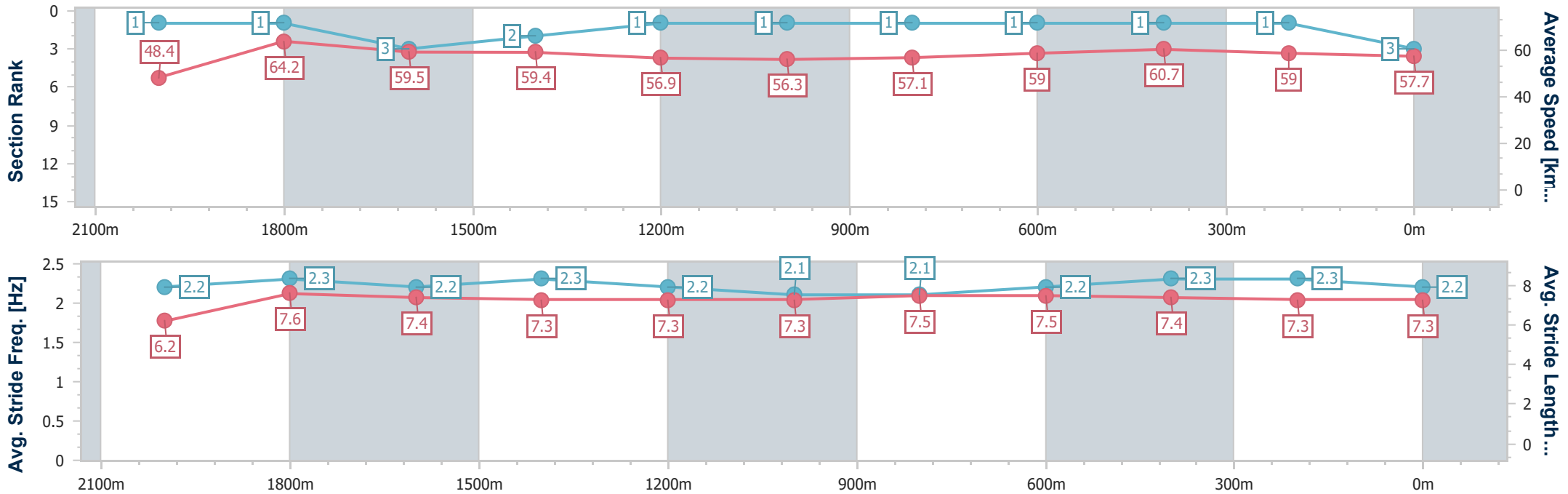
Ipswich QLD Professional  
Race 4: STROUD HOMES IPSWICH BENCHMARK 65 Handicap - 2210m



18 January 2023 - 15:25

Track Rating: Good 4, Weather: Fine, Rail Position: +10m Entire Course

Section	Overall	2000m	1800m	1600m	1400m	1200m	1000m	800m	600m	400m	200m		
Section Times	2:17.13 [3] (0:15.64)	2:01.49 [1] (0:11.24)	1:50.25 [1] (0:12.12)	1:38.13 [3] (0:12.07)	1:26.06 [2] (0:12.46)	1:13.60 [1] (0:12.52)	1:01.08 [1] (0:12.46)	0:48.62 [1] (0:12.07)	0:36.55 [1] (0:11.82)	0:24.73 [1] (0:12.25)	0:12.48 [1] (0:12.48)		
Average Speed [km/h]	48.4	64.2	59.5	59.4	56.9	56.3	57.1	59.0	60.7	59.0	57.7		
Top Speed [km/h]	61.9	65.4	64.2	61.0	60.7	57.4	58.2	60.4	61.8	60.4	59.2		
Avg. Dist. to Rail [m]	8.3	2.4	1.2	2.0	3.9	5.0	4.8	3.1	0.8	1.6	2.7		
Avg. Stride Freq. [Hz]	2.2	2.3	2.2	2.3	2.2	2.1	2.1	2.2	2.3	2.3	2.2		
Avg. Stride Length [m]	6.2	7.6	7.4	7.3	7.3	7.3	7.5	7.5	7.4	7.3	7.3		



- [ ] Ranking at each section and finish
- .-.- No data available at this section
- NA No data available



Horse/Jockey Name	Bay Street
Final Rank	4
Fastest Section Time (Section)	0:11.32 (2000m)
Top Speed [km/h] (Section)	65.4 (2000m)
Race State	Finished



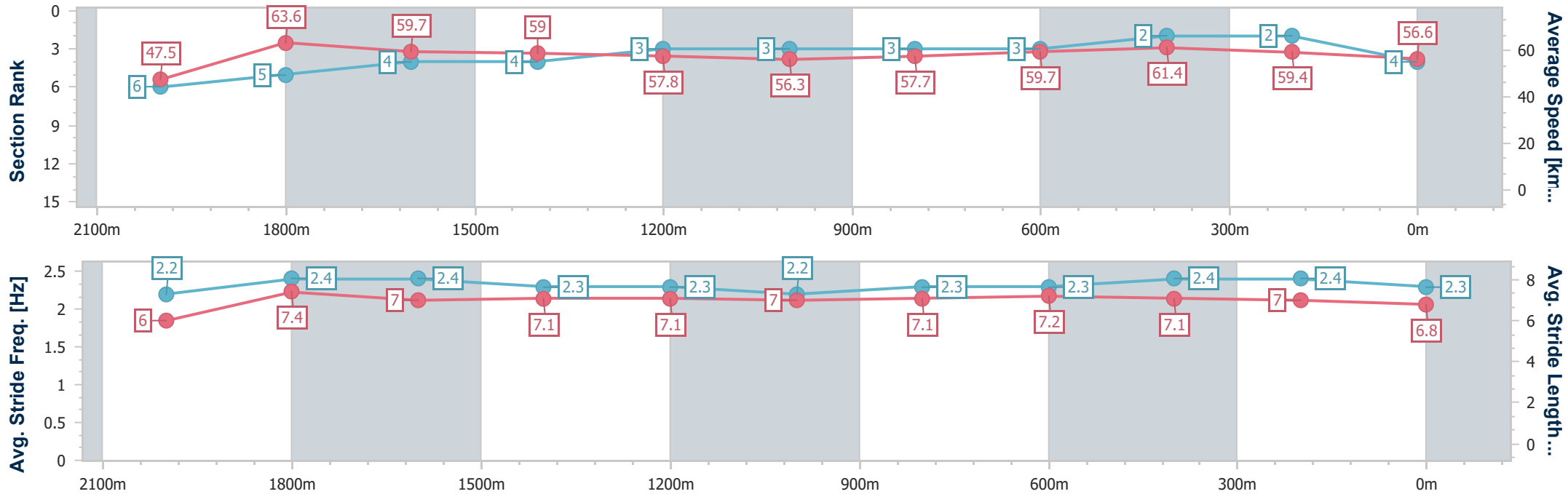
Ipswich QLD Professional  
Race 4: STROUD HOMES IPSWICH BENCHMARK 65 Handicap - 2210m



18 January 2023 - 15:25

Track Rating: Good 4, Weather: Fine, Rail Position: +10m Entire Course

Section	Overall	2000m	1800m	1600m	1400m	1200m	1000m	800m	600m	400m	200m
Section Times	2:17.40 [4] (0:15.91)	2:01.49 [6] (0:11.32)	1:50.17 [5] (0:11.91)	1:38.26 [4] (0:12.20)	1:26.06 [4] (0:12.32)	1:13.74 [3] (0:12.70)	1:01.04 [3] (0:12.42)	0:48.62 [3] (0:11.99)	0:36.63 [3] (0:11.76)	0:24.87 [2] (0:12.15)	0:12.72 [2] (0:12.72)
Average Speed [km/h]	47.5	63.6	59.7	59.0	57.8	56.3	57.7	59.7	61.4	59.4	56.6
Top Speed [km/h]	61.7	65.4	62.5	60.0	59.4	57.0	59.7	62.0	62.0	60.9	59.7
Avg. Dist. to Rail [m]	0.8	0.4	1.6	1.9	2.5	1.9	2.4	1.2	0.7	1.0	3.2
Avg. Stride Freq. [Hz]	2.2	2.4	2.4	2.3	2.3	2.2	2.3	2.3	2.4	2.4	2.3
Avg. Stride Length [m]	6.0	7.4	7.0	7.1	7.1	7.0	7.1	7.2	7.1	7.0	6.8



- [ ] Ranking at each section and finish
- .-.- No data available at this section
- NA No data available





Horse/Jockey Name	Scilago
Final Rank	5
Fastest Section Time (Section)	0:11.79 (2000m)
Top Speed [km/h] (Section)	62.3 (600m)
Race State	Finished



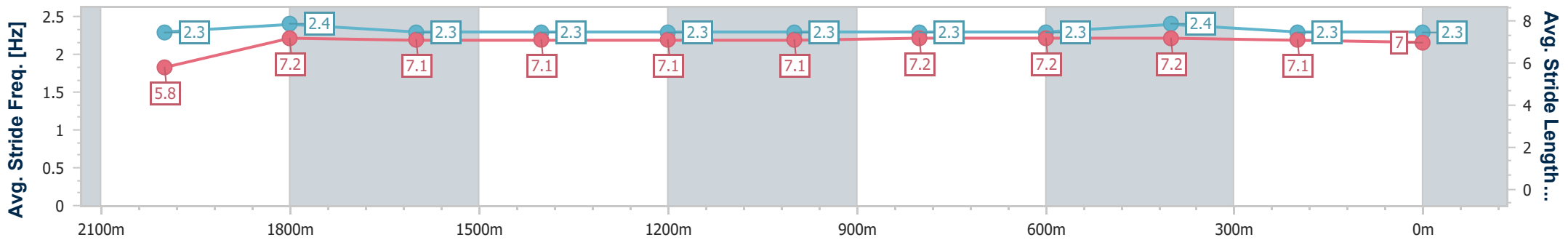
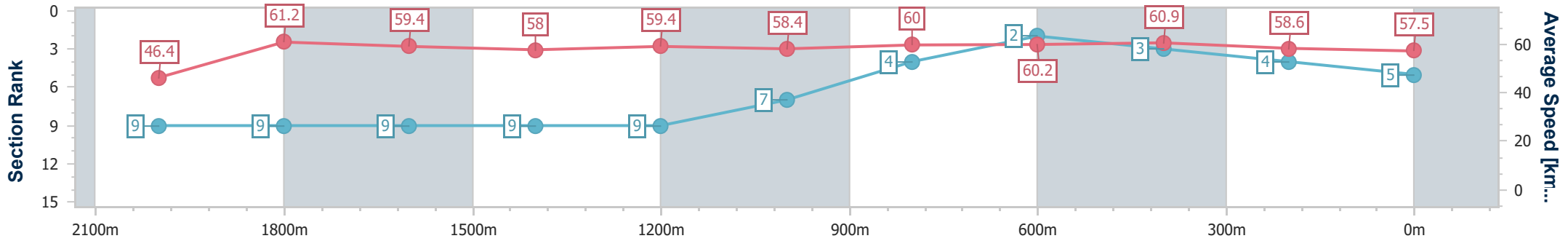
Ipswich QLD Professional  
 Race 4: STROUD HOMES IPSWICH BENCHMARK 65 Handicap - 2210m



18 January 2023 - 15:25

Track Rating: Good 4, Weather: Fine, Rail Position: +10m Entire Course

Section	Overall	2000m	1800m	1600m	1400m	1200m	1000m	800m	600m	400m	200m		
Section Times	2:17.53 [5] (0:16.30)	2:01.23 [9] (0:11.79)	1:49.44 [9] (0:12.12)	1:37.32 [9] (0:12.41)	1:24.91 [9] (0:11.97)	1:12.94 [9] (0:12.25)	1:00.69 [7] (0:11.95)	0:48.74 [4] (0:11.96)	0:36.78 [2] (0:11.91)	0:24.87 [3] (0:12.36)	0:12.51 [4] (0:12.51)		
Average Speed [km/h]	46.4	61.2	59.4	58.0	59.4	58.4	60.0	60.2	60.9	58.6	57.5		
Top Speed [km/h]	59.5	62.2	61.8	59.4	60.3	59.6	61.2	61.2	62.3	59.6	59.7		
Avg. Dist. to Rail [m]	5.6	1.8	0.9	1.6	2.5	1.8	1.0	0.5	1.3	2.1	4.0		
Avg. Stride Freq. [Hz]	2.3	2.4	2.3	2.3	2.3	2.3	2.3	2.3	2.4	2.3	2.3		
Avg. Stride Length [m]	5.8	7.2	7.1	7.1	7.1	7.1	7.2	7.2	7.2	7.1	7.0		



- [ ] Ranking at each section and finish
- .-.- No data available at this section
- NA No data available



Horse/Jockey Name	So You Knew
Final Rank	6
Fastest Section Time (Section)	0:11.57 (2000m)
Top Speed [km/h] (Section)	63.0 (2000m)
Race State	Finished



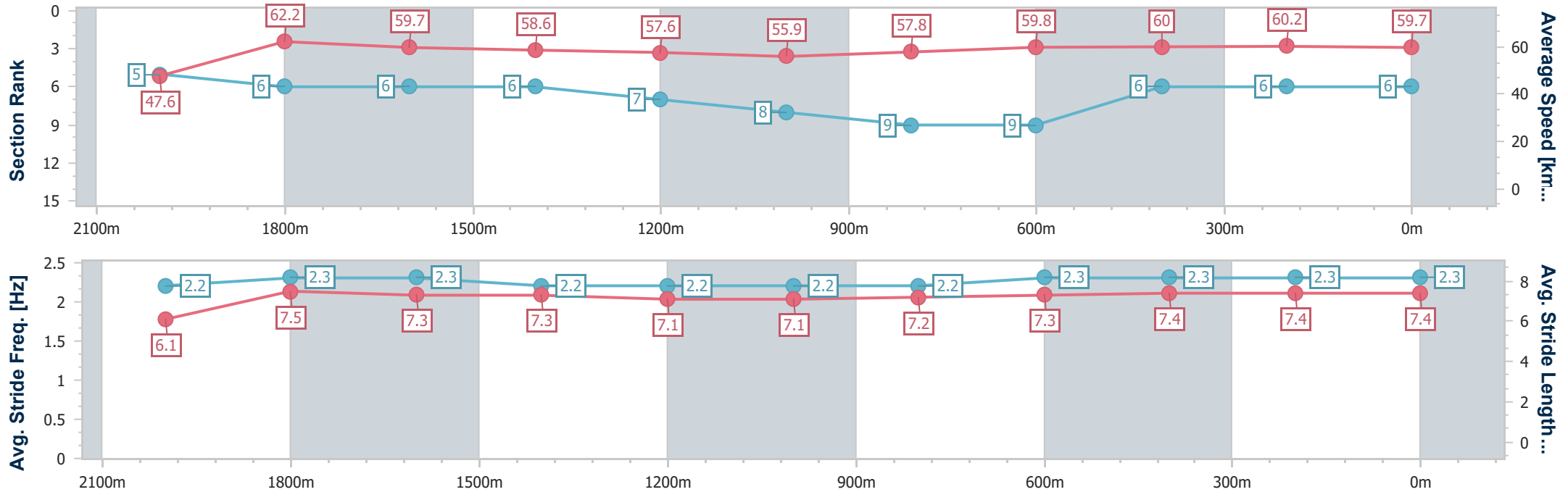
Ipswich QLD Professional  
Race 4: STROUD HOMES IPSWICH BENCHMARK 65 Handicap - 2210m



18 January 2023 - 15:25

Track Rating: Good 4, Weather: Fine, Rail Position: +10m Entire Course

Section	Overall	2000m	1800m	1600m	1400m	1200m	1000m	800m	600m	400m	200m		
Section Times	2:17.58 [6] (0:15.91)	2:01.67 [5] (0:11.57)	1:50.10 [6] (0:12.04)	1:38.06 [6] (0:12.27)	1:25.79 [6] (0:12.38)	1:13.41 [7] (0:12.78)	1:00.63 [8] (0:12.40)	0:48.23 [9] (0:12.00)	0:36.23 [9] (0:12.11)	0:24.12 [6] (0:12.06)	0:12.06 [6] (0:12.06)		
Average Speed [km/h]	47.6	62.2	59.7	58.6	57.6	55.9	57.8	59.8	60.0	60.2	59.7		
Top Speed [km/h]	61.5	63.0	62.1	59.5	59.3	57.8	58.0	60.8	60.8	60.7	60.4		
Avg. Dist. to Rail [m]	3.4	0.7	0.5	1.3	1.8	1.9	2.1	0.7	1.7	3.0	5.5		
Avg. Stride Freq. [Hz]	2.2	2.3	2.3	2.2	2.2	2.2	2.2	2.3	2.3	2.3	2.3		
Avg. Stride Length [m]	6.1	7.5	7.3	7.3	7.1	7.1	7.2	7.3	7.4	7.4	7.4		



- [ ] Ranking at each section and finish
- .-.- No data available at this section
- NA No data available



Horse/Jockey Name	Likeabeel
Final Rank	7
Fastest Section Time (Section)	0:11.84 (1400m)
Top Speed [km/h] (Section)	62.8 (2000m)
Race State	Finished



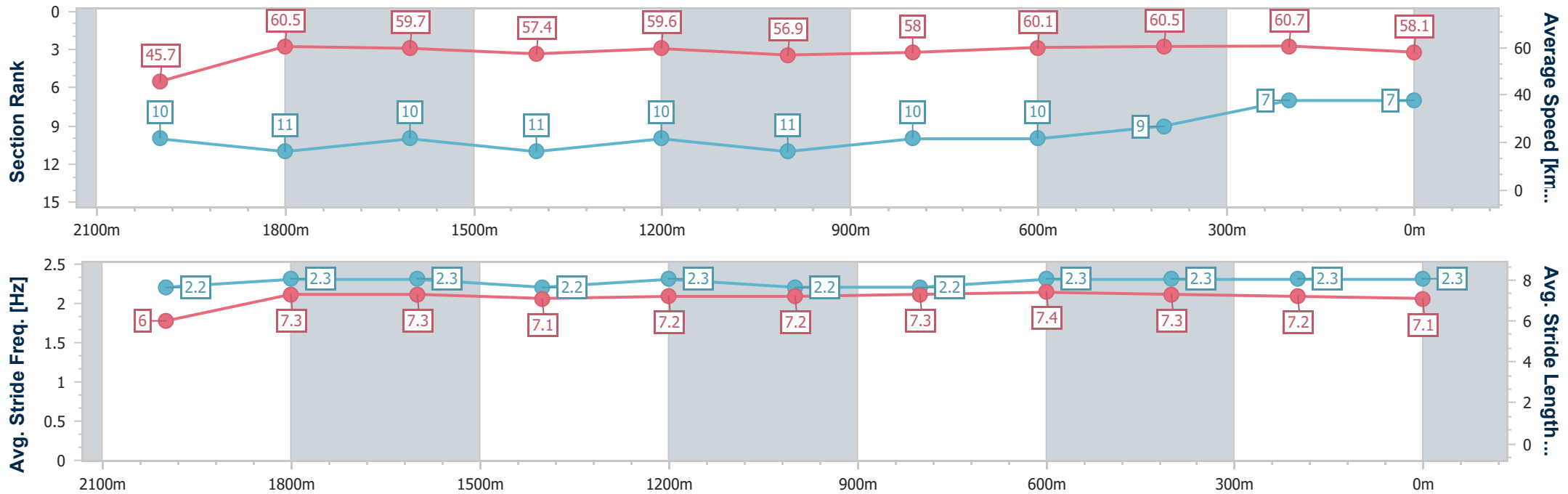
Ipswich QLD Professional  
Race 4: STROUD HOMES IPSWICH BENCHMARK 65 Handicap - 2210m



18 January 2023 - 15:25

Track Rating: Good 4, Weather: Fine, Rail Position: +10m Entire Course

Section	Overall	2000m	1800m	1600m	1400m	1200m	1000m	800m	600m	400m	200m		
Section Times	2:18.05 [7] (0:16.55)	2:01.50 [10] (0:11.91)	1:49.59 [11] (0:12.05)	1:37.54 [10] (0:12.49)	1:25.05 [11] (0:11.84)	1:13.21 [10] (0:12.39)	1:00.82 [11] (0:12.26)	0:48.56 [10] (0:11.98)	0:36.58 [10] (0:12.13)	0:24.45 [9] (0:12.08)	0:12.37 [7] (0:12.37)		
Average Speed [km/h]	45.7	60.5	59.7	57.4	59.6	56.9	58.0	60.1	60.5	60.7	58.1		
Top Speed [km/h]	58.4	62.8	61.8	58.0	60.9	59.3	59.1	62.1	61.7	61.9	59.6		
Avg. Dist. to Rail [m]	5.3	2.5	1.6	3.4	5.0	5.4	4.2	0.7	3.9	5.4	6.4		
Avg. Stride Freq. [Hz]	2.2	2.3	2.3	2.2	2.3	2.2	2.2	2.3	2.3	2.3	2.3		
Avg. Stride Length [m]	6.0	7.3	7.3	7.1	7.2	7.2	7.3	7.4	7.3	7.2	7.1		



- [ ] Ranking at each section and finish
- .-.- No data available at this section
- NA No data available



Horse/Jockey Name	The Driller
Final Rank	8
Fastest Section Time (Section)	0:11.70 (2000m)
Top Speed [km/h] (Section)	62.5 (2000m)
Race State	Finished



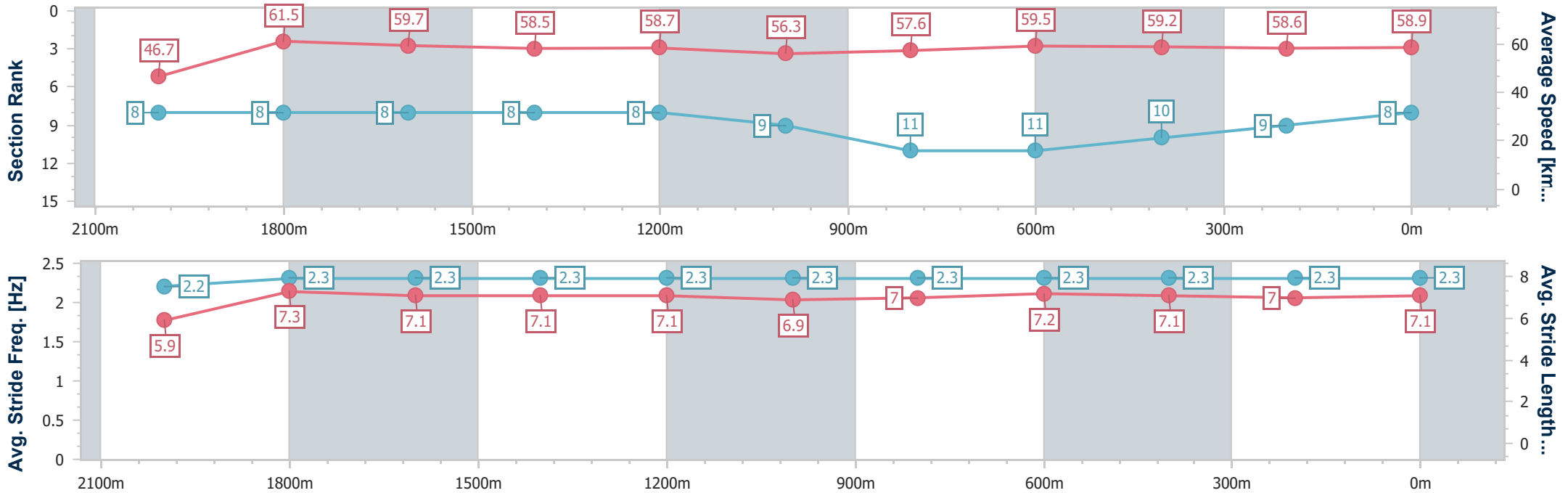
Ipswich QLD Professional  
Race 4: STROUD HOMES IPSWICH BENCHMARK 65 Handicap - 2210m



18 January 2023 - 15:25

Track Rating: Good 4, Weather: Fine, Rail Position: +10m Entire Course

Section	Overall	2000m	1800m	1600m	1400m	1200m	1000m	800m	600m	400m	200m		
Section Times	2:18.06 [8] (0:16.21)	2:01.85 [8] (0:11.70)	1:50.15 [8] (0:11.98)	1:38.17 [8] (0:12.30)	1:25.87 [8] (0:12.17)	1:13.70 [8] (0:12.66)	1:01.04 [9] (0:12.42)	0:48.62 [11] (0:12.02)	0:36.60 [11] (0:12.12)	0:24.48 [10] (0:12.27)	0:12.21 [9] (0:12.21)		
Average Speed [km/h]	46.7	61.5	59.7	58.5	58.7	56.3	57.6	59.5	59.2	58.6	58.9		
Top Speed [km/h]	60.2	62.5	61.8	59.4	59.5	58.3	58.4	60.8	60.1	60.2	60.2		
Avg. Dist. to Rail [m]	1.2	0.5	0.8	1.3	1.9	2.5	2.4	1.6	0.9	0.5	1.4		
Avg. Stride Freq. [Hz]	2.2	2.3	2.3	2.3	2.3	2.3	2.3	2.3	2.3	2.3	2.3		
Avg. Stride Length [m]	5.9	7.3	7.1	7.1	7.1	6.9	7.0	7.2	7.1	7.0	7.1		



- [ ] Ranking at each section and finish
- .-.- No data available at this section
- NA No data available



Horse/Jockey Name	Sokudo
Final Rank	9
Fastest Section Time (Section)	0:11.81 (2000m)
Top Speed [km/h] (Section)	62.7 (1800m)
Race State	Finished



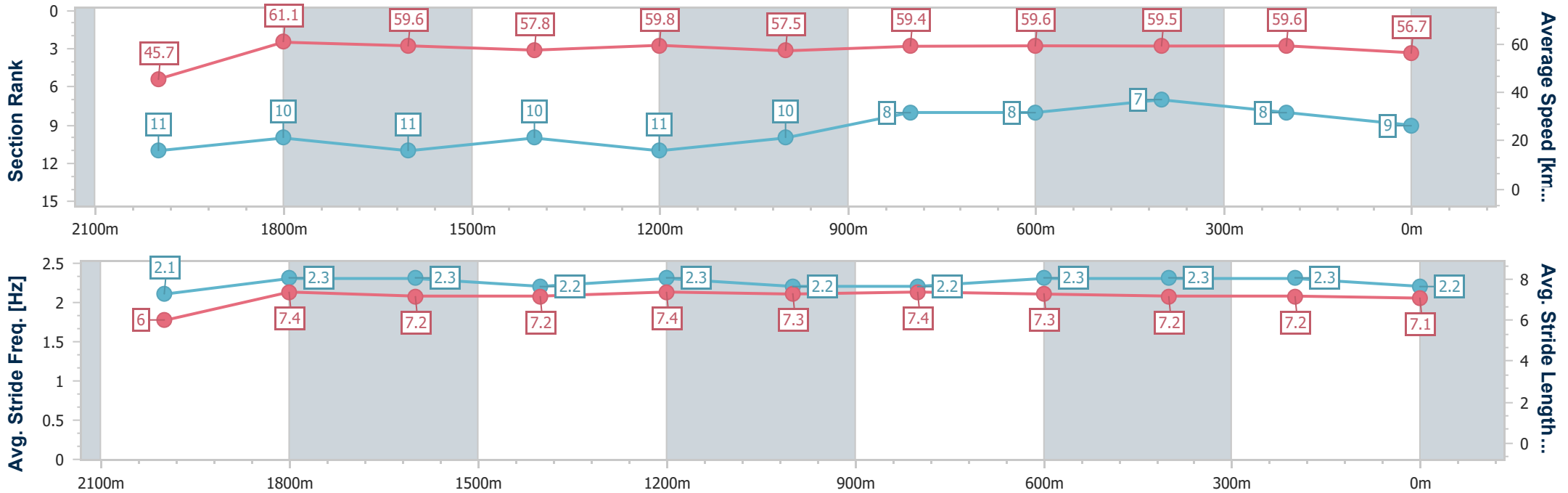
Ipswich QLD Professional  
Race 4: STROUD HOMES IPSWICH BENCHMARK 65 Handicap - 2210m



18 January 2023 - 15:25

Track Rating: Good 4, Weather: Fine, Rail Position: +10m Entire Course

Section	Overall	2000m	1800m	1600m	1400m	1200m	1000m	800m	600m	400m	200m		
Section Times	2:18.47 [9] (0:16.57)	2:01.90 [11] (0:11.81)	1:50.09 [10] (0:12.14)	1:37.95 [11] (0:12.44)	1:25.51 [10] (0:11.88)	1:13.63 [11] (0:12.34)	1:01.29 [10] (0:12.07)	0:49.22 [8] (0:12.08)	0:37.14 [8] (0:12.24)	0:24.90 [7] (0:12.23)	0:12.67 [8] (0:12.67)		
Average Speed [km/h]	45.7	61.1	59.6	57.8	59.8	57.5	59.4	59.6	59.5	59.6	56.7		
Top Speed [km/h]	60.8	62.7	62.7	58.3	60.9	59.5	60.9	60.7	60.9	60.9	58.3		
Avg. Dist. to Rail [m]	5.3	3.0	1.4	1.7	3.3	3.3	1.8	0.4	2.5	4.0	5.6		
Avg. Stride Freq. [Hz]	2.1	2.3	2.3	2.2	2.3	2.2	2.2	2.3	2.3	2.3	2.2		
Avg. Stride Length [m]	6.0	7.4	7.2	7.2	7.4	7.3	7.4	7.3	7.2	7.2	7.1		



- [ ] Ranking at each section and finish
- .-.- No data available at this section
- NA No data available



Horse/Jockey Name	Lets Torque A Deel
Final Rank	10
Fastest Section Time (Section)	0:11.19 (2000m)
Top Speed [km/h] (Section)	65.2 (2000m)
Race State	Finished



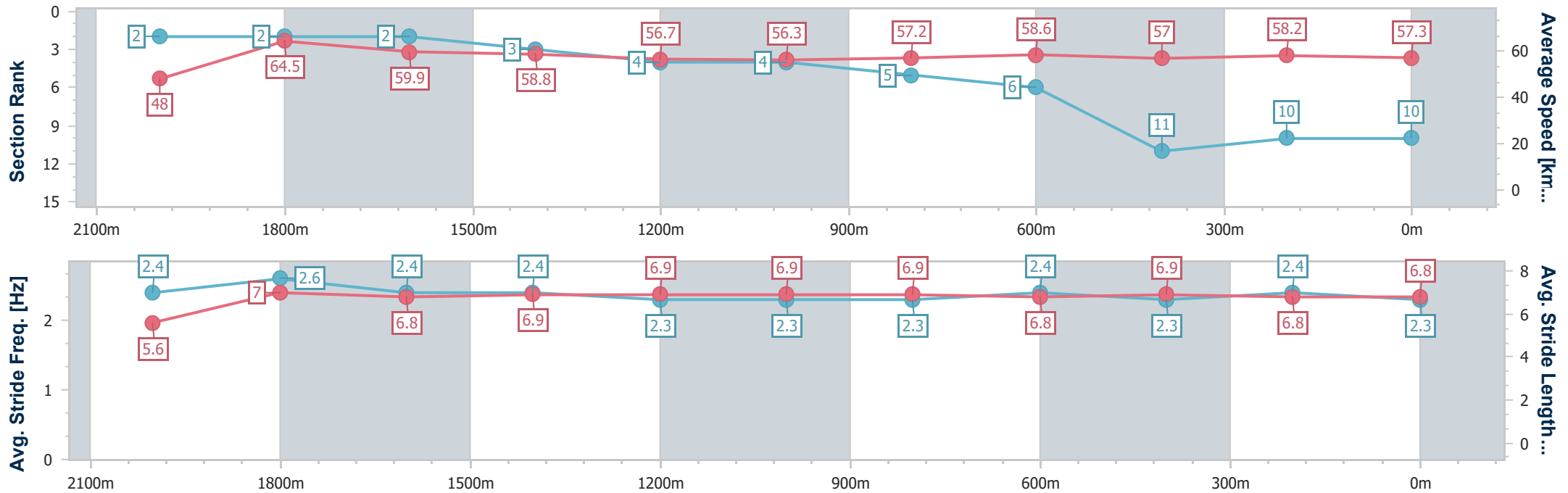
Ipswich QLD Professional  
Race 4: STROUD HOMES IPSWICH BENCHMARK 65 Handicap - 2210m



18 January 2023 - 15:25

Track Rating: Good 4, Weather: Fine, Rail Position: +10m Entire Course

Section	Overall	2000m	1800m	1600m	1400m	1200m	1000m	800m	600m	400m	200m
Section Times	2:18.89 [10] (0:15.74)	2:03.15 [2] (0:11.19)	1:51.96 [2] (0:12.06)	1:39.90 [2] (0:12.22)	1:27.68 [3] (0:12.59)	1:15.09 [4] (0:12.65)	1:02.44 [4] (0:12.50)	0:49.94 [5] (0:12.26)	0:37.68 [6] (0:12.66)	0:25.02 [11] (0:12.45)	0:12.57 [10] (0:12.57)
Average Speed [km/h]	48.0	64.5	59.9	58.8	56.7	56.3	57.2	58.6	57.0	58.2	57.3
Top Speed [km/h]	63.1	65.2	64.4	60.9	58.4	57.0	58.2	59.8	58.5	59.9	59.7
Avg. Dist. to Rail [m]	6.3	2.3	0.8	1.2	2.1	2.9	2.5	0.6	0.7	3.2	5.2
Avg. Stride Freq. [Hz]	2.4	2.6	2.4	2.4	2.3	2.3	2.3	2.4	2.3	2.4	2.3
Avg. Stride Length [m]	5.6	7.0	6.8	6.9	6.9	6.9	6.9	6.8	6.9	6.8	6.8



- [ ] Ranking at each section and finish
- .-.- No data available at this section
- NA No data available



Horse/Jockey Name	Tuki Twelve
Final Rank	11
Fastest Section Time (Section)	0:11.11 (2000m)
Top Speed [km/h] (Section)	66.1 (2000m)
Race State	Finished



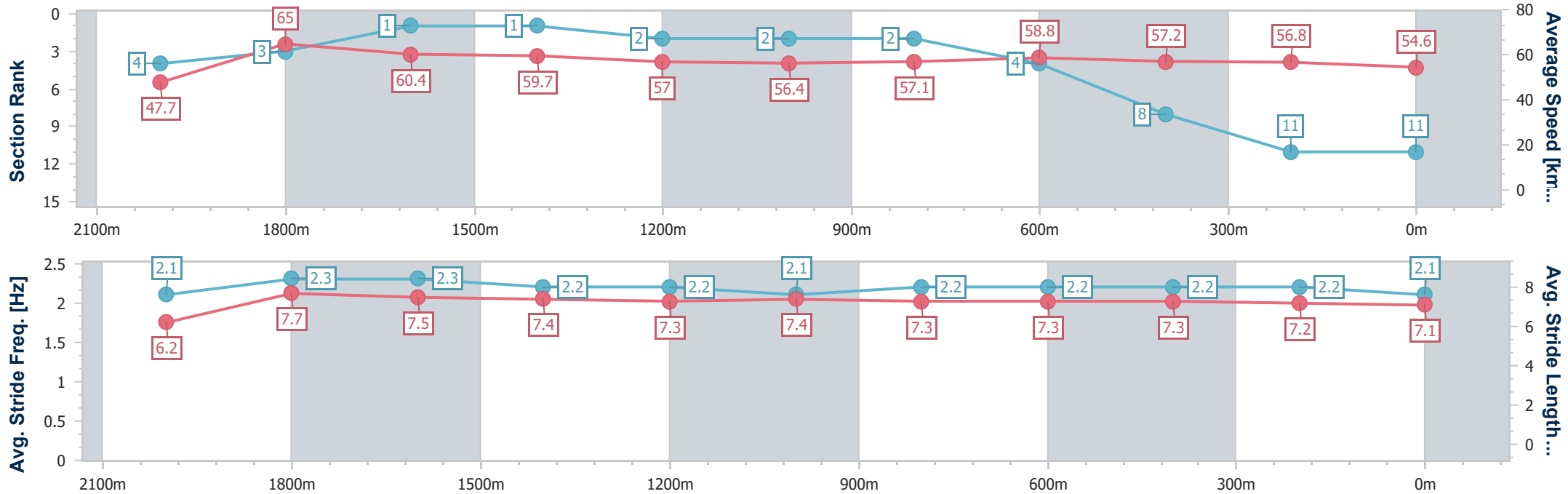
Ipswich QLD Professional  
Race 4: STROUD HOMES IPSWICH BENCHMARK 65 Handicap - 2210m



18 January 2023 - 15:25

Track Rating: Good 4, Weather: Fine, Rail Position: +10m Entire Course

Section	Overall	2000m	1800m	1600m	1400m	1200m	1000m	800m	600m	400m	200m
Section Times	2:19.52 [11] (0:15.83)	2:03.69 [4] (0:11.11)	1:52.58 [3] (0:12.01)	1:40.57 [1] (0:12.07)	1:28.50 [1] (0:12.51)	1:15.99 [2] (0:12.63)	1:03.36 [2] (0:12.53)	0:50.83 [2] (0:12.21)	0:38.62 [4] (0:12.69)	0:25.93 [8] (0:12.75)	0:13.18 [11] (0:13.18)
Average Speed [km/h]	47.7	65.0	60.4	59.7	57.0	56.4	57.1	58.8	57.2	56.8	54.6
Top Speed [km/h]	63.4	66.1	64.7	61.1	58.8	57.0	58.0	60.5	58.5	57.7	57.7
Avg. Dist. to Rail [m]	8.5	4.3	1.1	0.3	2.3	2.6	2.4	0.8	1.5	2.6	4.1
Avg. Stride Freq. [Hz]	2.1	2.3	2.3	2.2	2.2	2.1	2.2	2.2	2.2	2.2	2.1
Avg. Stride Length [m]	6.2	7.7	7.5	7.4	7.3	7.4	7.3	7.3	7.3	7.2	7.1



- [ ] Ranking at each section and finish
- .-.- No data available at this section
- NA No data available