

Track Rating: Good 4, Weather: Fine, Rail Position: +10m Entire Course

Section										Last 600m		
Field Times		Overall	600m	400m	200m							
		0:45.33 (0:13.15)	0:32.18 (0:10.16)	0:22.02 (0:10.82)	0:11.20 (0:11.20)						0:32.18	
Rank	TAB	Horse/Jockey	Barrier	Top Speed [km/h]	Fastest Section	Overall	600m	400m	200m	Margin	Last 600m	Distance Travelled [m]
1	2	<b>SUNDAY MAIL</b> Boris Thornton	2	71.6 600m	0:10.16 600m	0:45.33 [1] (0:13.15)	0:32.18 [1] (0:10.16)	0:22.02 [1] (0:10.82)	0:11.20 [1] (0:11.20)	0:45.33	0:32.18	
2	6	<b>MISHANI METALLIC</b> Adin Thompson	5	70.9 600m	0:10.34 600m	0:45.54 [2] (0:13.53)	0:32.01 [3] (0:10.34)	0:21.67 [3] (0:10.70)	0:10.97 [2] (0:10.97)	1L	0:32.01	-1
3	5	<b>MISHANI AMBITIOUS</b> Anthony Allen	7	70.8 600m	0:10.35 600m	0:45.81 [3] (0:13.86)	0:31.95 [7] (0:10.35)	0:21.60 [5] (0:10.61)	0:10.99 [4] (0:10.99)	2.5L	0:31.95	+0
4	4	<b>GLASS OF ROSE</b> Rikki Jamieson	4	71.0 600m	0:10.29 600m	0:46.05 [4] (0:13.99)	0:32.06 [8] (0:10.29)	0:21.77 [7] (0:10.56)	0:11.21 [6] (0:11.21)	3.8L	0:32.06	+1
5	1	<b>BIG BOY BEN</b> Michael Cahill	3	71.3 600m	0:10.37 600m	0:46.06 [5] (0:13.31)	0:32.75 [2] (0:10.37)	0:22.38 [2] (0:10.97)	0:11.41 [3] (0:11.41)	3.9L	0:32.75	+1
6	3	<b>COMBAT MISSION</b> Jim Byrne	6	70.8 600m	0:10.35 600m	0:46.15 [6] (0:13.59)	0:32.56 [4] (0:10.35)	0:22.21 [4] (0:10.83)	0:11.38 [5] (0:11.38)	4.4L	0:32.56	+1
7	7	<b>MISHANI MYSTIQUE</b> James Orman	8	69.5 600m	0:10.56 600m	0:46.28 [7] (0:13.82)	0:32.46 [5] (0:10.56)	0:21.90 [6] (0:10.77)	0:11.13 [7] (0:11.13)	4.9L	0:32.46	+3
8	8	<b>ONYABIKE CHARLIE</b> Hannah Richardson	1	68.5 600m	0:10.68 600m	0:46.72 [8] (0:13.78)	0:32.94 [6] (0:10.68)	0:22.26 [8] (0:11.00)	0:11.26 [8] (0:11.26)	7.4L	0:32.94	+1



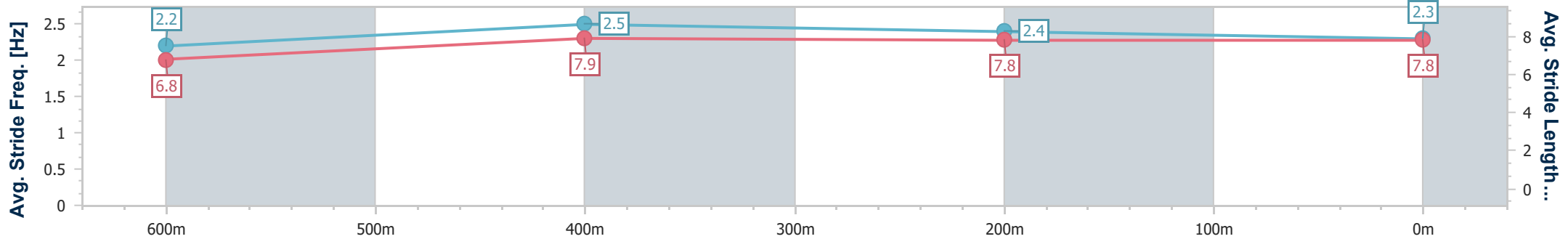
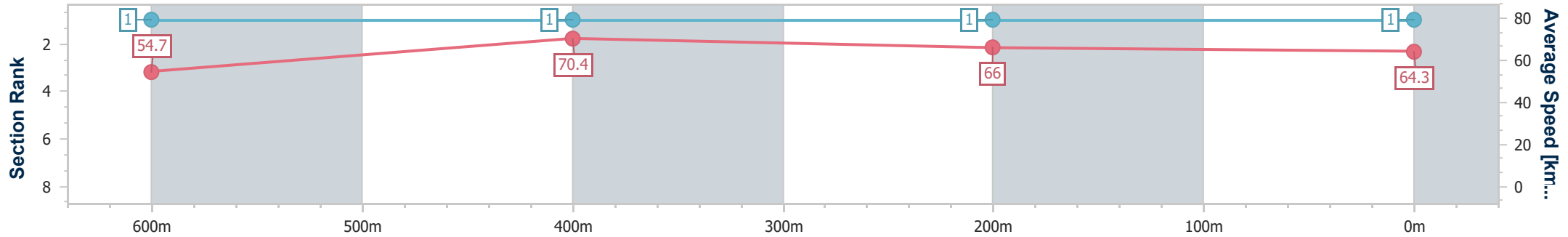
Horse/Jockey Name	Sunday Mail
Final Rank	1
Fastest Section Time (Section)	0:10.16 (600m)
Top Speed [km/h] (Section)	71.6 (600m)
Race State	Finished



Ipswich QLD Professional  
 Race 1: FOLLOW @IPSWICHTURFCLUB QTIS Two-Year-Old  
 Maiden Plate - 800m  
 18 January 2023 - 13:39  
 Track Rating: Good 4, Weather: Fine, Rail Position: +10m Entire  
 Course



Section	Overall	600m	400m	200m
Section Times	0:45.33 [1] (0:13.15)	0:32.18 [1] (0:10.16)	0:22.02 [1] (0:10.82)	0:11.20 [1] (0:11.20)
Average Speed [km/h]	54.7	70.4	66.0	64.3
Top Speed [km/h]	71.0	71.6	68.6	65.7
Avg. Dist. to Rail [m]	0.7	1.2	2.1	2.1
Avg. Stride Freq. [Hz]	2.2	2.5	2.4	2.3
Avg. Stride Length [m]	6.8	7.9	7.8	7.8



- [ ] Ranking at each section and finish
- .-.- No data available at this section
- NA No data available



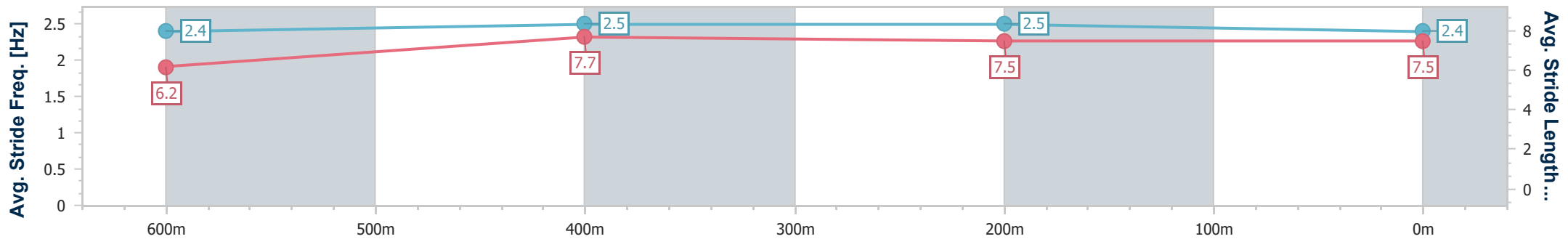
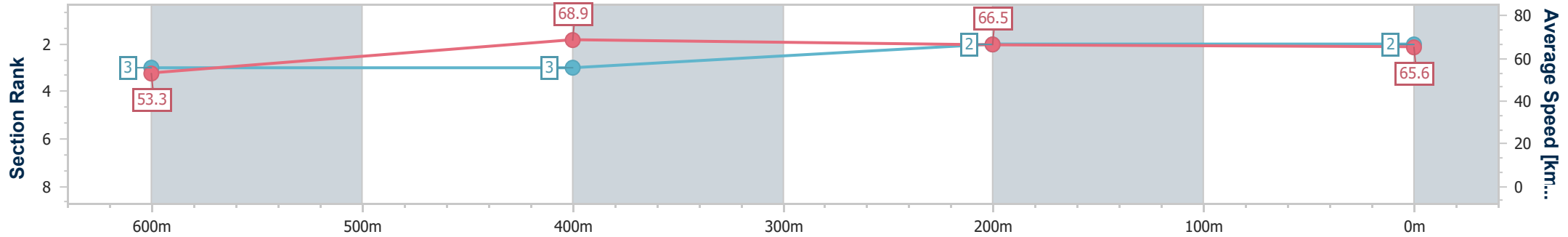
Horse/Jockey Name	Mishani Metallic
Final Rank	2
Fastest Section Time (Section)	0:10.34 (600m)
Top Speed [km/h] (Section)	70.9 (600m)
Race State	Finished



Ipswich QLD Professional  
 Race 1: FOLLOW @IPSWICHTURFCLUB QTIS Two-Year-Old  
 Maiden Plate - 800m  
 18 January 2023 - 13:39  
 Track Rating: Good 4, Weather: Fine, Rail Position: +10m Entire  
 Course



Section	Overall	600m	400m	200m
Section Times	0:45.54 [2] (0:13.53)	0:32.01 [3] (0:10.34)	0:21.67 [3] (0:10.70)	0:10.97 [2] (0:10.97)
Average Speed [km/h]	53.3	68.9	66.5	65.6
Top Speed [km/h]	69.1	70.9	67.8	67.5
Avg. Dist. to Rail [m]	2.9	2.0	2.5	1.1
Avg. Stride Freq. [Hz]	2.4	2.5	2.5	2.4
Avg. Stride Length [m]	6.2	7.7	7.5	7.5



- [ ] Ranking at each section and finish
- .-.- No data available at this section
- NA No data available



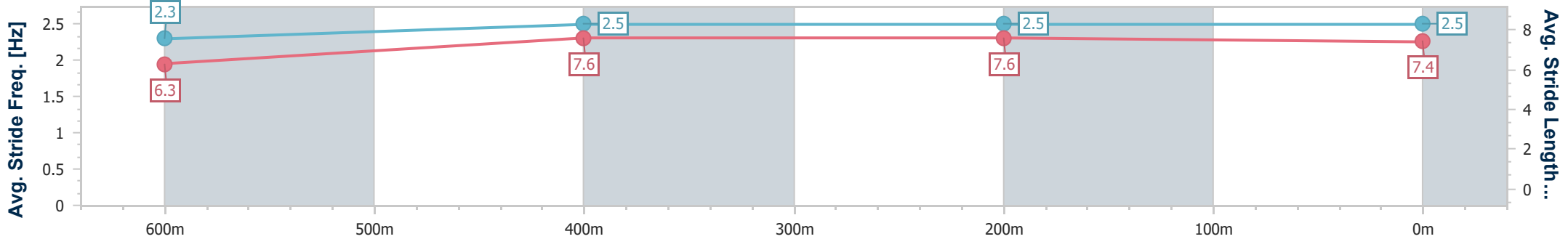
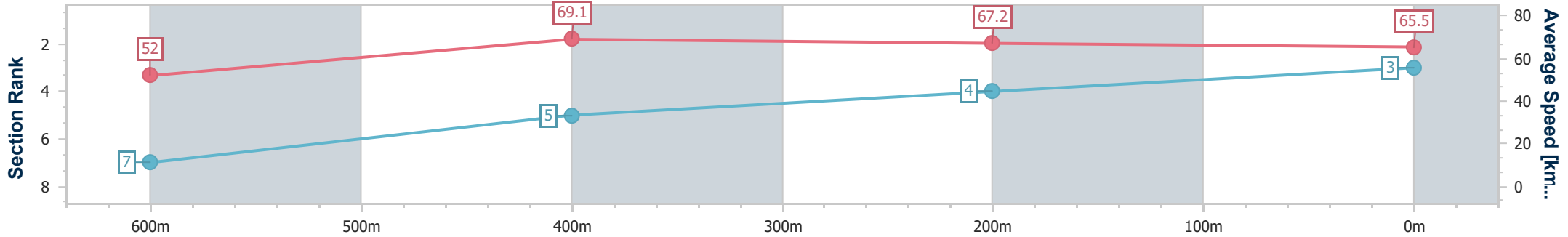
Horse/Jockey Name	Mishani Ambitious
Final Rank	3
Fastest Section Time (Section)	0:10.35 (600m)
Top Speed [km/h] (Section)	70.8 (600m)
Race State	Finished



Ipswich QLD Professional  
 Race 1: FOLLOW @IPSWICHTURFCLUB QTIS Two-Year-Old  
 Maiden Plate - 800m  
 18 January 2023 - 13:39  
 Track Rating: Good 4, Weather: Fine, Rail Position: +10m Entire  
 Course



Section	Overall	600m	400m	200m
Section Times	0:45.81 [3] (0:13.86)	0:31.95 [7] (0:10.35)	0:21.60 [5] (0:10.61)	0:10.99 [4] (0:10.99)
Average Speed [km/h]	52.0	69.1	67.2	65.5
Top Speed [km/h]	68.6	70.8	68.1	67.8
Avg. Dist. to Rail [m]	3.2	1.2	2.3	0.8
Avg. Stride Freq. [Hz]	2.3	2.5	2.5	2.5
Avg. Stride Length [m]	6.3	7.6	7.6	7.4



- [ ] Ranking at each section and finish
- .-.- No data available at this section
- NA No data available



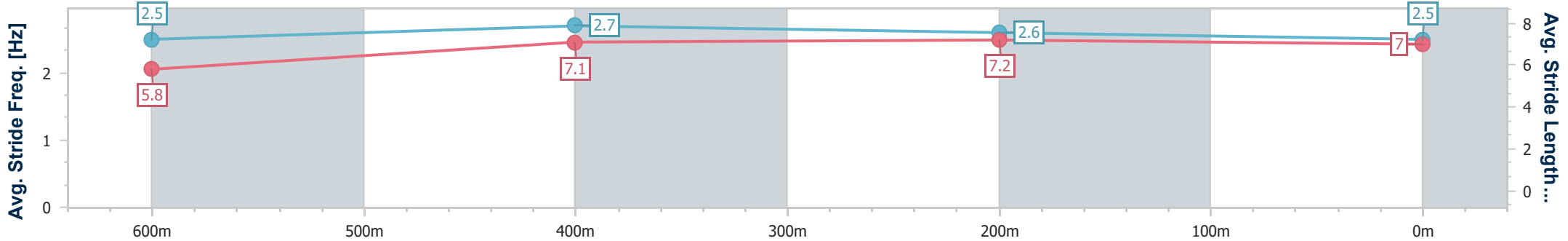
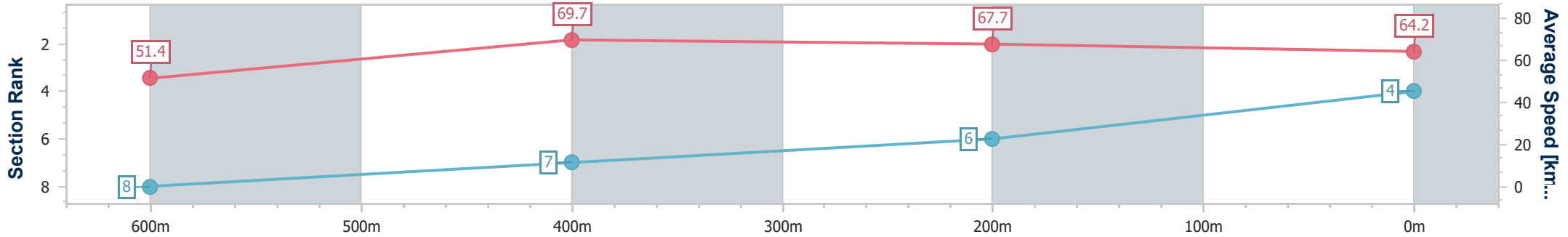
Horse/Jockey Name	Glass Of Rose
Final Rank	4
Fastest Section Time (Section)	0:10.29 (600m)
Top Speed [km/h] (Section)	71.0 (600m)
Race State	Finished



Ipswich QLD Professional  
 Race 1: FOLLOW @IPSWICHTURFCLUB QTIS Two-Year-Old  
 Maiden Plate - 800m  
 18 January 2023 - 13:39  
 Track Rating: Good 4, Weather: Fine, Rail Position: +10m Entire  
 Course



Section	Overall	600m	400m	200m
Section Times	0:46.05 [4] (0:13.99)	0:32.06 [8] (0:10.29)	0:21.77 [7] (0:10.56)	0:11.21 [6] (0:11.21)
Average Speed [km/h]	51.4	69.7	67.7	64.2
Top Speed [km/h]	69.3	71.0	69.8	66.4
Avg. Dist. to Rail [m]	1.3	0.9	1.2	0.7
Avg. Stride Freq. [Hz]	2.5	2.7	2.6	2.5
Avg. Stride Length [m]	5.8	7.1	7.2	7.0



- [ ] Ranking at each section and finish
- .-.- No data available at this section
- NA No data available



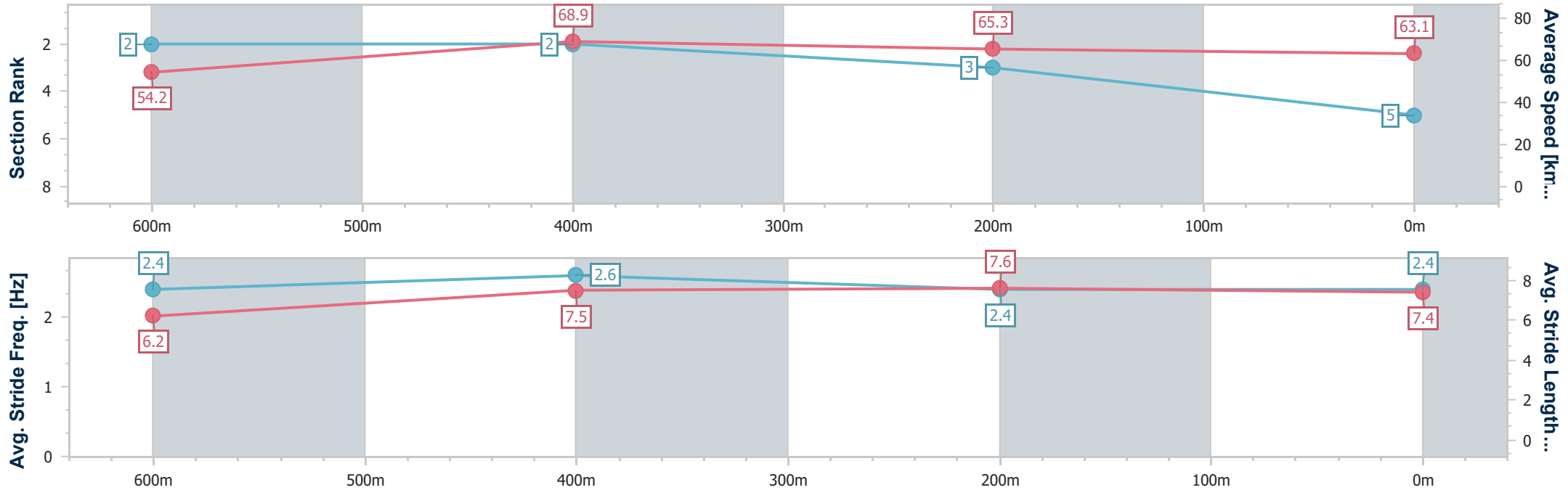
Horse/Jockey Name	Big Boy Ben
Final Rank	5
Fastest Section Time (Section)	0:10.37 (600m)
Top Speed [km/h] (Section)	71.3 (600m)
Race State	Finished



Ipswich QLD Professional  
 Race 1: FOLLOW @IPSWICHTURFCLUB QTIS Two-Year-Old  
 Maiden Plate - 800m  
 18 January 2023 - 13:39  
 Track Rating: Good 4, Weather: Fine, Rail Position: +10m Entire  
 Course



Section	Overall	600m	400m	200m
Section Times	0:46.06 [5] (0:13.31)	0:32.75 [2] (0:10.37)	0:22.38 [2] (0:10.97)	0:11.41 [3] (0:11.41)
Average Speed [km/h]	54.2	68.9	65.3	63.1
Top Speed [km/h]	70.3	71.3	67.3	65.3
Avg. Dist. to Rail [m]	0.9	1.3	1.3	1.4
Avg. Stride Freq. [Hz]	2.4	2.6	2.4	2.4
Avg. Stride Length [m]	6.2	7.5	7.6	7.4



- [ ] Ranking at each section and finish
- .-.- No data available at this section
- NA No data available



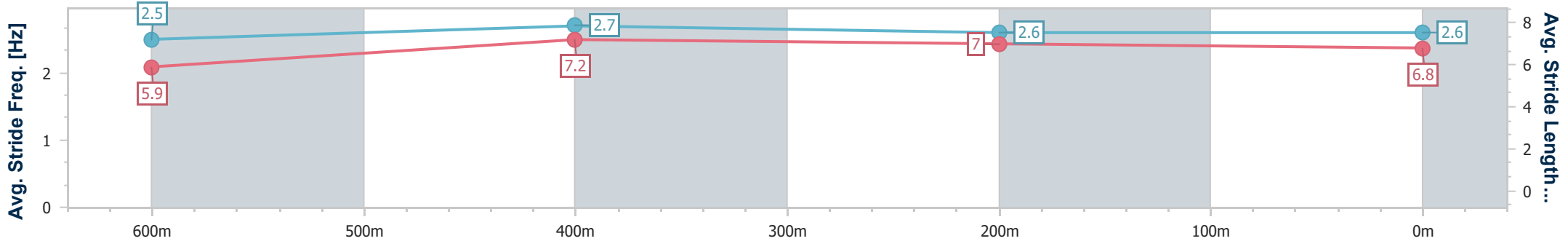
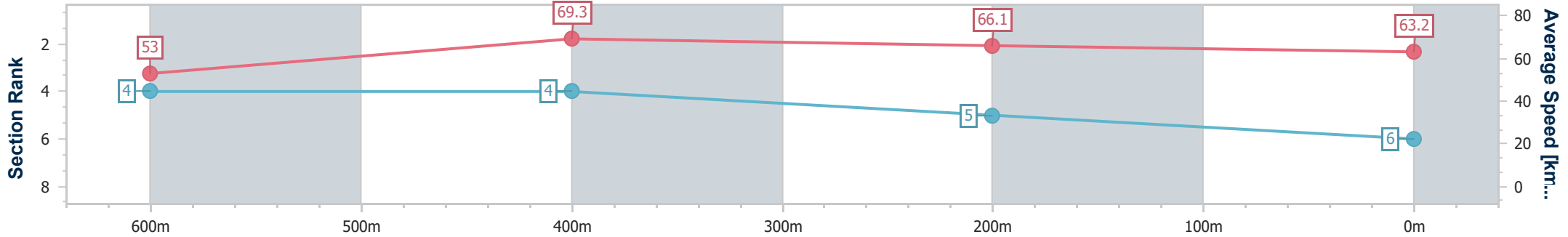
Horse/Jockey Name	Combat Mission
Final Rank	6
Fastest Section Time (Section)	0:10.35 (600m)
Top Speed [km/h] (Section)	70.8 (600m)
Race State	Finished



Ipswich QLD Professional  
 Race 1: FOLLOW @IPSWICHTURFCLUB QTIS Two-Year-Old  
 Maiden Plate - 800m  
 18 January 2023 - 13:39  
 Track Rating: Good 4, Weather: Fine, Rail Position: +10m Entire  
 Course



Section	Overall	600m	400m	200m
Section Times	0:46.15 [6] (0:13.59)	0:32.56 [4] (0:10.35)	0:22.21 [4] (0:10.83)	0:11.38 [5] (0:11.38)
Average Speed [km/h]	53.0	69.3	66.1	63.2
Top Speed [km/h]	69.4	70.8	68.2	65.1
Avg. Dist. to Rail [m]	4.0	1.0	1.4	2.0
Avg. Stride Freq. [Hz]	2.5	2.7	2.6	2.6
Avg. Stride Length [m]	5.9	7.2	7.0	6.8



- [ ] Ranking at each section and finish
- .-.- No data available at this section
- NA No data available



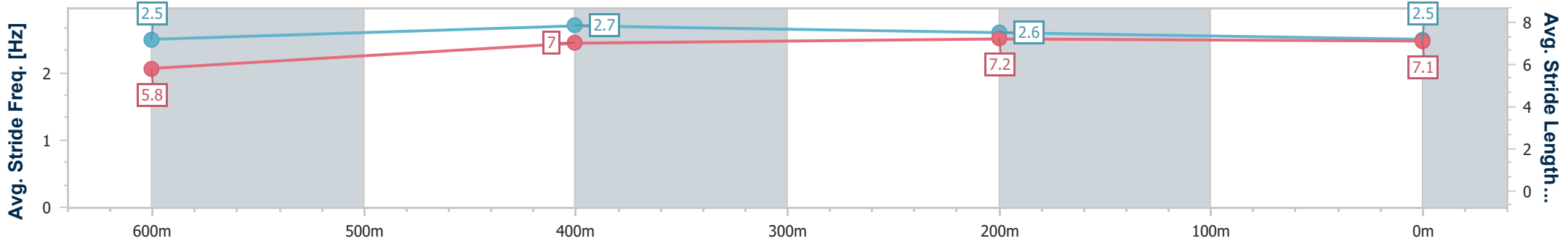
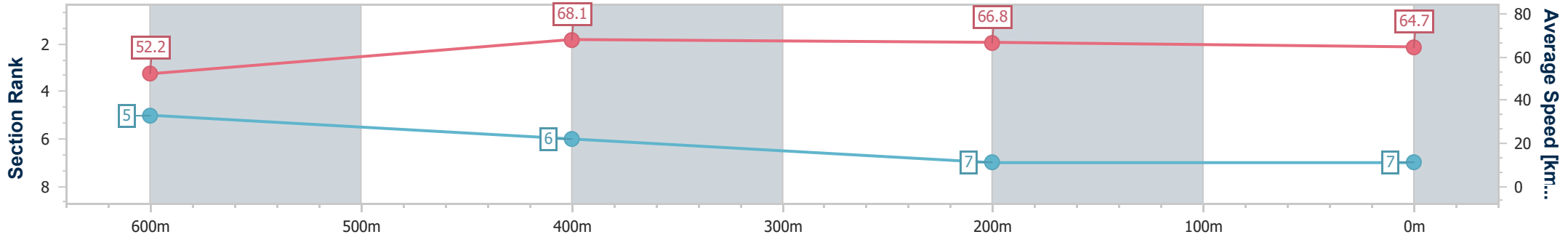
Horse/Jockey Name	Mishani Mystique
Final Rank	7
Fastest Section Time (Section)	0:10.56 (600m)
Top Speed [km/h] (Section)	69.5 (600m)
Race State	Finished



Ipswich QLD Professional  
 Race 1: FOLLOW @IPSWICHTURFCLUB QTIS Two-Year-Old  
 Maiden Plate - 800m  
 18 January 2023 - 13:39  
 Track Rating: Good 4, Weather: Fine, Rail Position: +10m Entire  
 Course



Section	Overall	600m	400m	200m
Section Times	0:46.28 [7] (0:13.82)	0:32.46 [5] (0:10.56)	0:21.90 [6] (0:10.77)	0:11.13 [7] (0:11.13)
Average Speed [km/h]	52.2	68.1	66.8	64.7
Top Speed [km/h]	69.3	69.5	67.6	67.0
Avg. Dist. to Rail [m]	5.6	1.2	1.2	2.4
Avg. Stride Freq. [Hz]	2.5	2.7	2.6	2.5
Avg. Stride Length [m]	5.8	7.0	7.2	7.1



- [ ] Ranking at each section and finish
- .-.- No data available at this section
- NA No data available





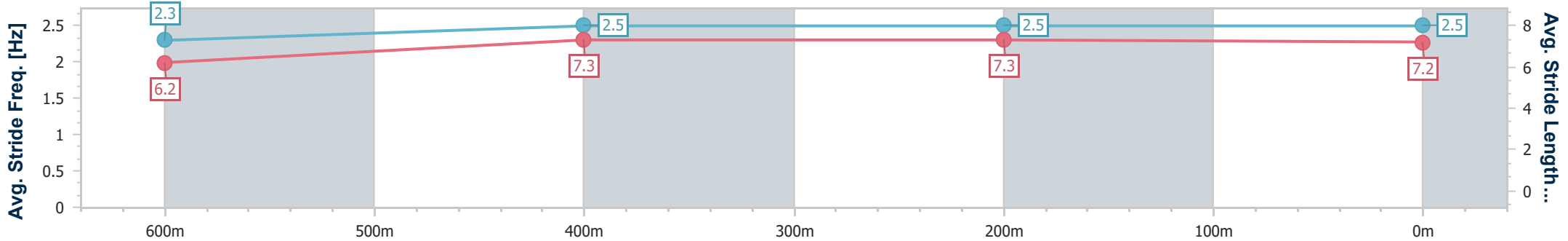
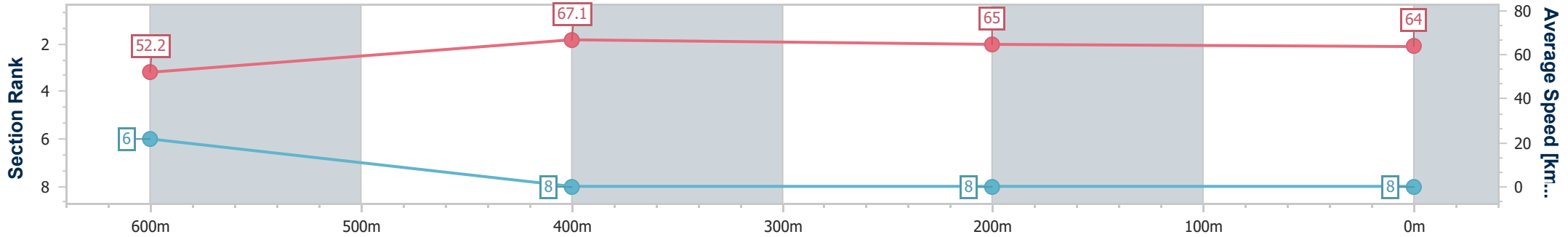
Horse/Jockey Name	Onyabike Charlie
Final Rank	8
Fastest Section Time (Section)	0:10.68 (600m)
Top Speed [km/h] (Section)	68.5 (600m)
Race State	Finished



Ipswich QLD Professional  
 Race 1: FOLLOW @IPSWICHTURFCLUB QTIS Two-Year-Old  
 Maiden Plate - 800m  
 18 January 2023 - 13:39  
 Track Rating: Good 4, Weather: Fine, Rail Position: +10m Entire  
 Course



Section	Overall	600m	400m	200m
Section Times	0:46.72 [8] (0:13.78)	0:32.94 [6] (0:10.68)	0:22.26 [8] (0:11.00)	0:11.26 [8] (0:11.26)
Average Speed [km/h]	52.2	67.1	65.0	64.0
Top Speed [km/h]	67.6	68.5	65.4	65.0
Avg. Dist. to Rail [m]	0.1	1.0	1.7	1.2
Avg. Stride Freq. [Hz]	2.3	2.5	2.5	2.5
Avg. Stride Length [m]	6.2	7.3	7.3	7.2



- [ ] Ranking at each section and finish
- .-.- No data available at this section
- NA No data available