

Track Rating: Good 4, Weather: Overcast, Rail Position: +7m

| Section | | | | | | | | | | | | | Last 600m | |
|-------------|-----|----------------------------------|----------------------|----------------------|----------------------|---------------------------|---------------------------|---------------------------|---------------------------|---------------------------|---------------------------|---------|-----------|------------------------|
| Field Times | | Overall | 1000m | 800m | 600m | 400m | 200m | | | | | | 0:35.20 | |
| | | 1:11.66 (0:13.47) | 0:58.19 (0:11.22) | 0:46.97 (0:11.77) | 0:35.20 (0:11.75) | 0:23.45 (0:11.60) | 0:11.85 (0:11.85) | | | | | | | |
| Rank | TAB | Horse/Jockey | Barrier | Top Speed [km/h] | Fastest Section | | | | | | | | Margin | Distance Travelled [m] |
| 1 | 7 | LAMBDOMA ENERGY Jenny Duggan | 12 | 65.8 400m | 0:11.05 400m | 1:11.66 [1] (0:13.98) | 0:57.68 [6] (0:11.46) | 0:46.22 [8] (0:11.95) | 0:34.27 [8] (0:11.41) | 0:22.86 [7] (0:11.05) | 0:11.81 [3] (0:11.81) | 1:11.66 | 0:34.27 | |
| 2 | 11 | MISS TAMBO Kyle Wilson-Taylor | 20 | 67.7 400m | 0:10.89 400m | 1:11.67 [2] (0:14.62) | 0:57.05 [12] (0:11.68) | 0:45.37 [13] (0:11.50) | 0:33.87 [12] (0:11.48) | 0:22.39 [11] (0:10.89) | 0:11.50 [8] (0:11.50) | 0.1L | 0:33.87 | -3 |
| 3 | 3 | BALDASSARE Angela Jones | 2 | 67.0 1000m | 0:11.20 1000m | 1:11.76 [3] (0:13.84) | 0:57.92 [4] (0:11.20) | 0:46.72 [4] (0:11.80) | 0:34.92 [4] (0:11.67) | 0:23.25 [3] (0:11.32) | 0:11.93 [1] (0:11.93) | 0.5L | 0:34.92 | +2 |
| 4 | 9 | MOST IMPRESSIVE Ryan Maloney | 5 | 66.9 Overall | 0:11.14 1000m | 1:11.95 [4] (0:13.70) | 0:58.25 [2] (0:11.14) | 0:47.11 [2] (0:11.80) | 0:35.31 [2] (0:11.68) | 0:23.63 [2] (0:11.49) | 0:12.14 [2] (0:12.14) | 1.5L | 0:35.31 | +0 |
| 5 | 12 | SEA RIPPLE Justin Huxtable | 6 | 66.0 1000m | 0:11.19 1000m | 1:12.08 [5] (0:14.19) | 0:57.89 [8] (0:11.19) | 0:46.70 [7] (0:11.60) | 0:35.10 [6] (0:11.64) | 0:23.46 [5] (0:11.54) | 0:11.92 [7] (0:11.92) | 2L | 0:35.10 | -2 |
| 6 | 8 | MIDNIGHT DRIFTER Ryan Wiggins | 4 | 66.5 1000m | 0:11.28 1000m | 1:12.12 [6] (0:14.03) | 0:58.09 [7] (0:11.28) | 0:46.81 [5] (0:11.59) | 0:35.22 [5] (0:11.68) | 0:23.54 [4] (0:11.49) | 0:12.05 [5] (0:12.05) | 2.2L | 0:35.22 | -1 |
| 7 | 13 | SOOBLOND Nikita Beriman | 3 | 66.0 1000m | 0:11.19 1000m | 1:12.14 [7] (0:13.69) | 0:58.45 [3] (0:11.19) | 0:47.26 [3] (0:11.87) | 0:35.39 [3] (0:11.72) | 0:23.67 [5] (0:11.53) | 0:12.14 [6] (0:12.14) | 2.3L | 0:35.39 | -4 |
| 8 | 15 | POSSOVER Nathan Thomas | 13 | 64.5 400m | 0:11.31 400m | 1:12.19 [8] (0:14.47) | 0:57.72 [10] (0:11.53) | 0:46.19 [10] (0:11.64) | 0:34.55 [10] (0:11.55) | 0:23.00 [10] (0:11.31) | 0:11.69 [10] (0:11.69) | 2.5L | 0:34.55 | +0 |
| 9 | 10 | MEDIA SCANDAL Corey Bayliss | 8 | 64.8 400m | 0:11.22 400m | 1:12.34 [9] (0:14.54) | 0:57.80 [11] (0:11.56) | 0:46.24 [11] (0:11.69) | 0:34.55 [11] (0:11.65) | 0:22.90 [12] (0:11.22) | 0:11.68 [13] (0:11.68) | 3.3L | 0:34.55 | -5 |
| 10 | 20 | BRINGTHELOVE Anthony Allen | 17 | 65.7 400m | 0:11.19 400m | 1:12.51 [10] (0:14.79) | 0:57.72 [13] (0:11.50) | 0:46.22 [12] (0:11.77) | 0:34.45 [13] (0:11.41) | 0:23.04 [13] (0:11.19) | 0:11.85 [12] (0:11.85) | 4.3L | 0:34.45 | +0 |

Scratched: Dickensian (#1), Mista Omega (#2), Milagro (#18), Late Night Devil (#21), Miss Antarctica (#16), Mount Fuji (#5), Boodua Romance (#4), King Of Wanchai (#14)

Track Rating: Good 4, Weather: Overcast, Rail Position: +7m

| Section | | Overall | 1000m | 800m | 600m | 400m | 200m | Last 600m | | | | | |
|-------------|--------------------------------------|----------------------|----------------------|----------------------|---------------------------|--------------------------|--------------------------|--------------------------|--------------------------|---------------------------|------------------------|---------|----|
| Field Times | | 1:11.66 (0:13.47) | 0:58.19 (0:11.22) | 0:46.97 (0:11.77) | 0:35.20 (0:11.75) | 0:23.45 (0:11.60) | 0:11.85 (0:11.85) | 0:35.20 | | | | | |
| Rank | TAB Horse/Jockey | Barrier | Top Speed [km/h] | Fastest Section | Margin | | | | | | Distance Travelled [m] | | |
| 11 | 6 CHIEF ARTIE Georgina Cartwright | 7 | 66.0 1000m | 0:11.43 1000m | 1:12.63 [11] (0:13.87) | 0:58.76 [5] (0:11.43) | 0:47.33 [6] (0:11.86) | 0:35.47 [7] (0:11.70) | 0:23.77 [8] (0:11.43) | 0:12.34 [9] (0:12.34) | 4.8L | 0:35.47 | +2 |
| 12 | 19 THAT'S A MIRACLE Wendy Peel | 18 | 66.8 Overall | 0:11.22 1000m | 1:12.69 [12] (0:13.47) | 0:59.22 [1] (0:11.22) | 0:48.00 [1] (0:11.77) | 0:36.23 [1] (0:11.75) | 0:24.48 [1] (0:11.63) | 0:12.85 [4] (0:12.85) | 5L | 0:36.23 | -4 |
| 13 | 17 STAR SEEKER Jackson Murphy | 10 | 65.1 400m | 0:11.37 400m | 1:13.04 [13] (0:14.41) | 0:58.63 [9] (0:11.61) | 0:47.02 [9] (0:11.61) | 0:35.41 [9] (0:11.57) | 0:23.84 [9] (0:11.37) | 0:12.47 [11] (0:12.47) | 7L | 0:35.41 | -7 |

Scratched: Dickensian (#1), Mista Omega (#2), Milagro (#18), Late Night Devil (#21), Miss Antarctica (#16), Mount Fuji (#5), Boodua Romance (#4), King Of Wanchai (#14)



| | |
|--------------------------------|-----------------|
| Horse/Jockey Name | Lambdoma Energy |
| Final Rank | 1 |
| Fastest Section Time (Section) | 0:11.05 (400m) |
| Top Speed [km/h] (Section) | 65.8 (400m) |
| Race State | Finished |



Sunshine Coast QLD Professional

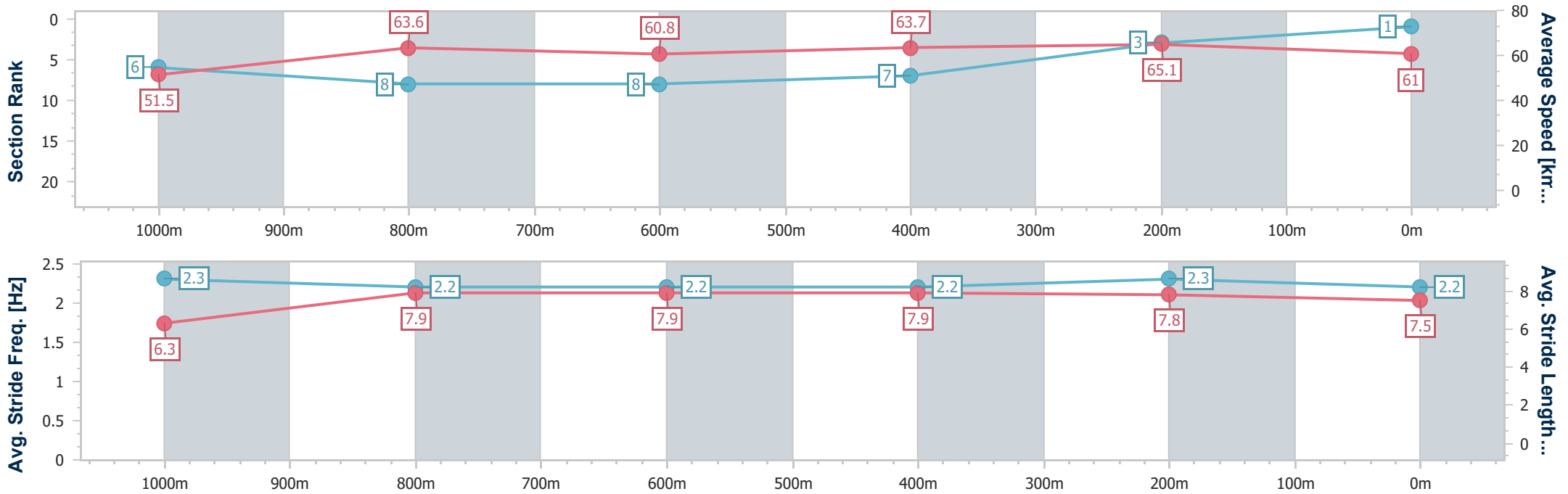
Race 8: TAB Class 1 Handicap - 1200m

15 January 2023 - 16:37

Track Rating: Good 4, Weather: Overcast, Rail Position: +7m



| Section | Overall | 1000m | 800m | 600m | 400m | 200m |
|------------------------|--------------------------|--------------------------|--------------------------|--------------------------|--------------------------|-------------|
| Section Times | 1:11.66 [1] (0:13.98) | 0:57.68 [6] (0:11.46) | 0:46.22 [8] (0:11.95) | 0:34.27 [8] (0:11.41) | 0:22.86 [7] (0:11.05) | 0:11.81 [3] |
| Average Speed [km/h] | 51.5 | 63.6 | 60.8 | 63.7 | 65.1 | 61.0 |
| Top Speed [km/h] | 65.4 | 64.5 | 62.4 | 64.9 | 65.8 | 64.6 |
| Avg. Dist. to Rail [m] | 8.4 | 4.1 | 1.7 | 1.4 | 3.5 | 4.9 |
| Avg. Stride Freq. [Hz] | 2.3 | 2.2 | 2.2 | 2.2 | 2.3 | 2.2 |
| Avg. Stride Length [m] | 6.3 | 7.9 | 7.9 | 7.9 | 7.8 | 7.5 |



- [] Ranking at each section and finish
- .-.- No data available at this section
- NA No data available



| | |
|--------------------------------|----------------|
| Horse/Jockey Name | Miss Tambo |
| Final Rank | 2 |
| Fastest Section Time (Section) | 0:10.89 (400m) |
| Top Speed [km/h] (Section) | 67.7 (400m) |
| Race State | Finished |



Sunshine Coast QLD Professional

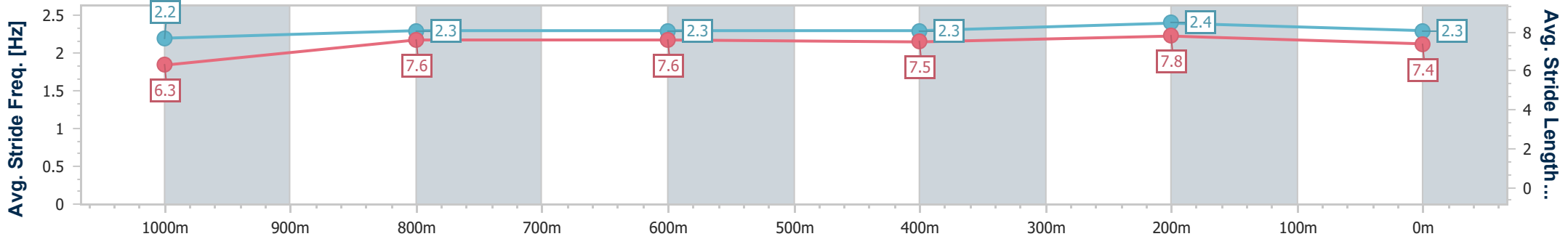
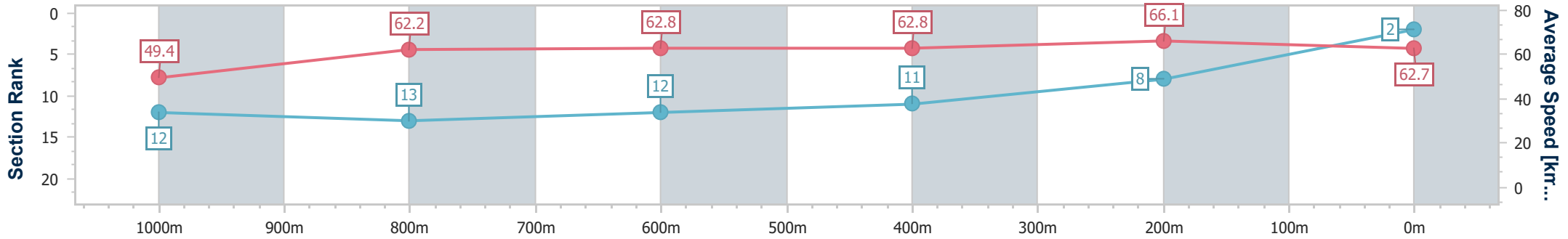
Race 8: TAB Class 1 Handicap - 1200m

15 January 2023 - 16:37

Track Rating: Good 4, Weather: Overcast, Rail Position: +7m



| Section | Overall | 1000m | 800m | 600m | 400m | 200m |
|------------------------|--------------------------|---------------------------|---------------------------|---------------------------|---------------------------|--------------------------|
| Section Times | 1:11.67 [2] (0:14.62) | 0:57.05 [12] (0:11.68) | 0:45.37 [13] (0:11.50) | 0:33.87 [12] (0:11.48) | 0:22.39 [11] (0:10.89) | 0:11.50 [8] (0:11.50) |
| Average Speed [km/h] | 49.4 | 62.2 | 62.8 | 62.8 | 66.1 | 62.7 |
| Top Speed [km/h] | 61.3 | 63.7 | 63.7 | 64.8 | 67.7 | 65.2 |
| Avg. Dist. to Rail [m] | 9.3 | 3.0 | 0.7 | 0.2 | 2.6 | 5.5 |
| Avg. Stride Freq. [Hz] | 2.2 | 2.3 | 2.3 | 2.3 | 2.4 | 2.3 |
| Avg. Stride Length [m] | 6.3 | 7.6 | 7.6 | 7.5 | 7.8 | 7.4 |



- [] Ranking at each section and finish
- .-.- No data available at this section
- NA No data available



| | |
|--------------------------------|-----------------|
| Horse/Jockey Name | Baldassare |
| Final Rank | 3 |
| Fastest Section Time (Section) | 0:11.20 (1000m) |
| Top Speed [km/h] (Section) | 67.0 (1000m) |
| Race State | Finished |



Sunshine Coast QLD Professional

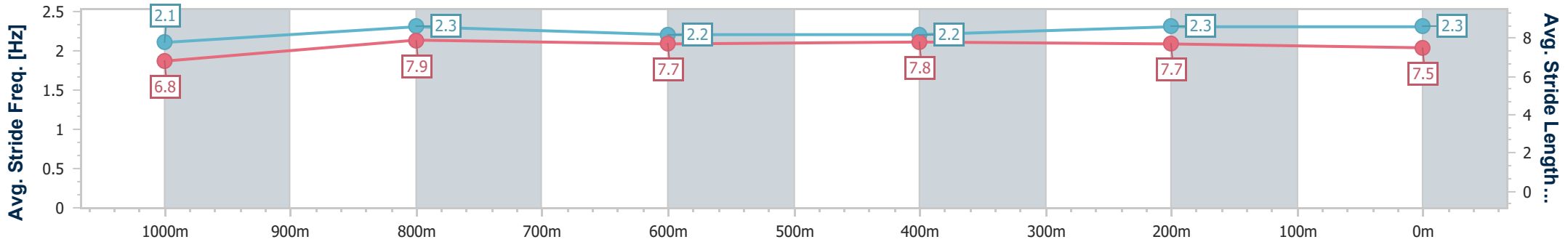
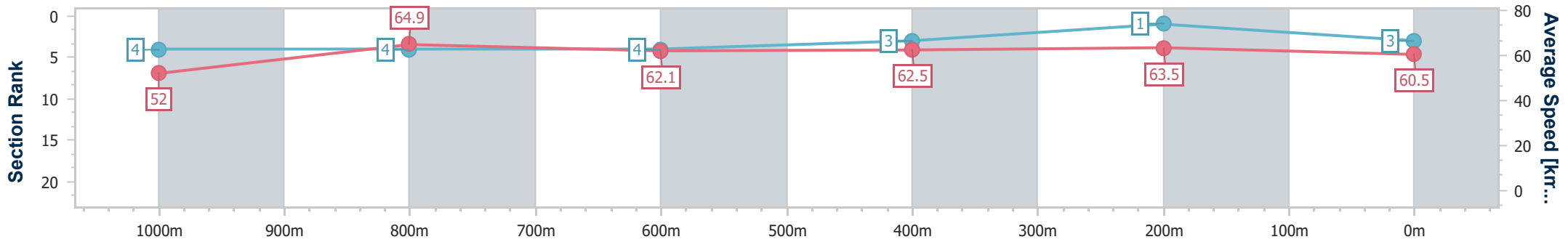
Race 8: TAB Class 1 Handicap - 1200m

15 January 2023 - 16:37



Track Rating: Good 4, Weather: Overcast, Rail Position: +7m

| Section | Overall | 1000m | 800m | 600m | 400m | 200m |
|------------------------|--------------------------|--------------------------|--------------------------|--------------------------|--------------------------|--------------------------|
| Section Times | 1:11.76 [3] (0:13.84) | 0:57.92 [4] (0:11.20) | 0:46.72 [4] (0:11.80) | 0:34.92 [4] (0:11.67) | 0:23.25 [3] (0:11.32) | 0:11.93 [1] (0:11.93) |
| Average Speed [km/h] | 52.0 | 64.9 | 62.1 | 62.5 | 63.5 | 60.5 |
| Top Speed [km/h] | 65.3 | 67.0 | 64.8 | 63.6 | 64.4 | 63.5 |
| Avg. Dist. to Rail [m] | 3.0 | 2.8 | 3.1 | 2.2 | 2.7 | 3.2 |
| Avg. Stride Freq. [Hz] | 2.1 | 2.3 | 2.2 | 2.2 | 2.3 | 2.3 |
| Avg. Stride Length [m] | 6.8 | 7.9 | 7.7 | 7.8 | 7.7 | 7.5 |



- [] Ranking at each section and finish
- .-.- No data available at this section
- NA No data available



| | |
|--------------------------------|-----------------|
| Horse/Jockey Name | Most Impressive |
| Final Rank | 4 |
| Fastest Section Time (Section) | 0:11.14 (1000m) |
| Top Speed [km/h] (Section) | 66.9 (Overall) |
| Race State | Finished |



Sunshine Coast QLD Professional

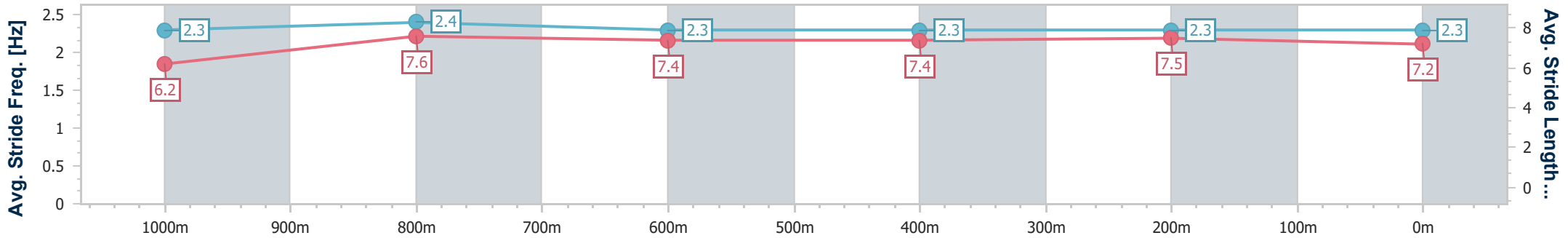
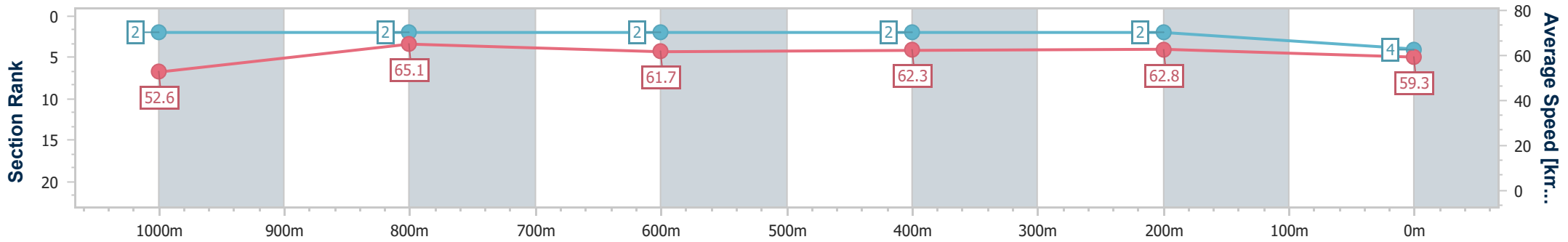
Race 8: TAB Class 1 Handicap - 1200m

15 January 2023 - 16:37



Track Rating: Good 4, Weather: Overcast, Rail Position: +7m

| Section | Overall | 1000m | 800m | 600m | 400m | 200m |
|------------------------|--------------------------|--------------------------|--------------------------|--------------------------|--------------------------|--------------------------|
| Section Times | 1:11.95 [4] (0:13.70) | 0:58.25 [2] (0:11.14) | 0:47.11 [2] (0:11.80) | 0:35.31 [2] (0:11.68) | 0:23.63 [2] (0:11.49) | 0:12.14 [2] (0:12.14) |
| Average Speed [km/h] | 52.6 | 65.1 | 61.7 | 62.3 | 62.8 | 59.3 |
| Top Speed [km/h] | 66.9 | 66.8 | 63.7 | 63.4 | 63.7 | 62.9 |
| Avg. Dist. to Rail [m] | 4.1 | 2.6 | 1.9 | 1.7 | 1.4 | 1.2 |
| Avg. Stride Freq. [Hz] | 2.3 | 2.4 | 2.3 | 2.3 | 2.3 | 2.3 |
| Avg. Stride Length [m] | 6.2 | 7.6 | 7.4 | 7.4 | 7.5 | 7.2 |



- [] Ranking at each section and finish
- .-.- No data available at this section
- NA No data available



| | |
|--------------------------------|-----------------|
| Horse/Jockey Name | Sea Ripple |
| Final Rank | 5 |
| Fastest Section Time (Section) | 0:11.19 (1000m) |
| Top Speed [km/h] (Section) | 66.0 (1000m) |
| Race State | Finished |



Sunshine Coast QLD Professional

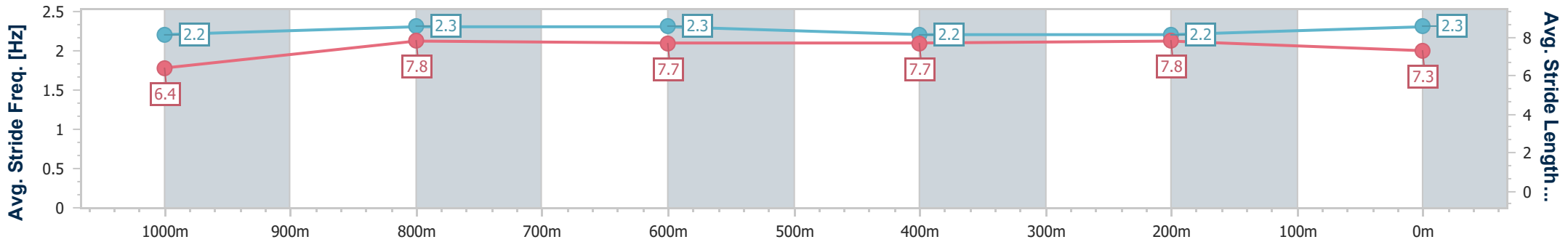
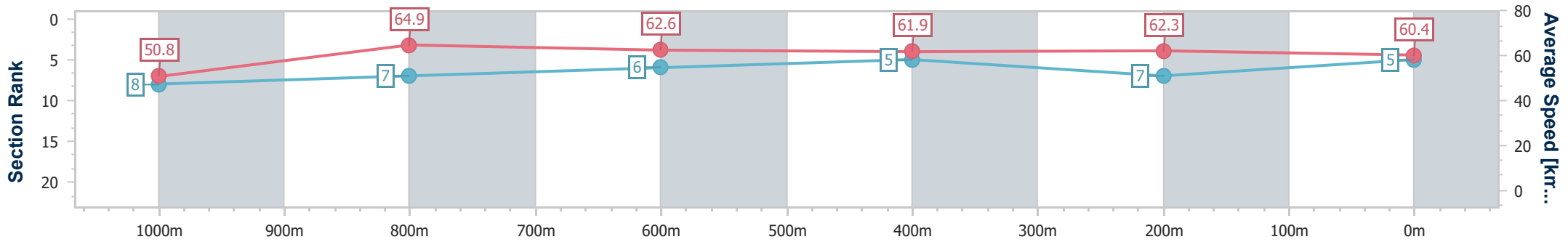
Race 8: TAB Class 1 Handicap - 1200m

15 January 2023 - 16:37



Track Rating: Good 4, Weather: Overcast, Rail Position: +7m

| Section | Overall | 1000m | 800m | 600m | 400m | 200m |
|------------------------|--------------------------|--------------------------|--------------------------|--------------------------|--------------------------|-------------|
| Section Times | 1:12.08 [5] (0:14.19) | 0:57.89 [8] (0:11.19) | 0:46.70 [7] (0:11.60) | 0:35.10 [6] (0:11.64) | 0:23.46 [5] (0:11.54) | 0:11.92 [7] |
| Average Speed [km/h] | 50.8 | 64.9 | 62.6 | 61.9 | 62.3 | 60.4 |
| Top Speed [km/h] | 64.9 | 66.0 | 65.4 | 62.8 | 63.6 | 63.1 |
| Avg. Dist. to Rail [m] | 4.8 | 2.3 | 1.6 | 0.4 | 0.1 | 0.3 |
| Avg. Stride Freq. [Hz] | 2.2 | 2.3 | 2.3 | 2.2 | 2.2 | 2.3 |
| Avg. Stride Length [m] | 6.4 | 7.8 | 7.7 | 7.7 | 7.8 | 7.3 |



- [] Ranking at each section and finish
- .-.- No data available at this section
- NA No data available



| | |
|--------------------------------|------------------|
| Horse/Jockey Name | Midnight Drifter |
| Final Rank | 6 |
| Fastest Section Time (Section) | 0:11.28 (1000m) |
| Top Speed [km/h] (Section) | 66.5 (1000m) |
| Race State | Finished |



Sunshine Coast QLD Professional

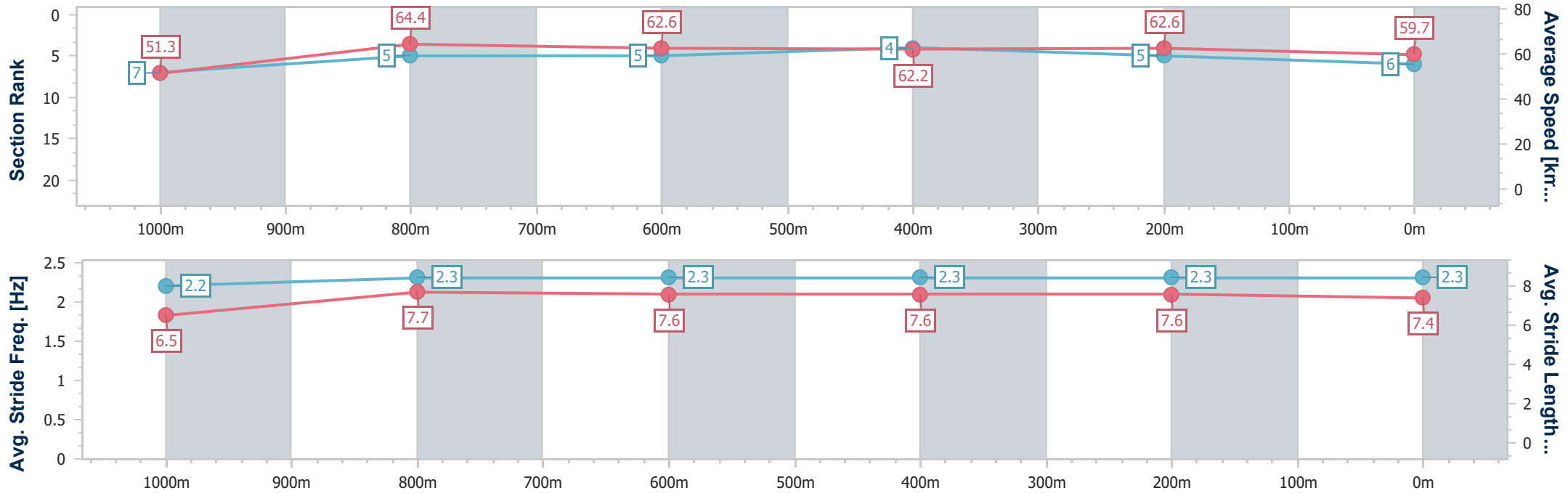
Race 8: TAB Class 1 Handicap - 1200m

15 January 2023 - 16:37

Track Rating: Good 4, Weather: Overcast, Rail Position: +7m



| Section | Overall | 1000m | 800m | 600m | 400m | 200m |
|------------------------|--------------------------|--------------------------|--------------------------|--------------------------|--------------------------|-------------|
| Section Times | 1:12.12 [6] (0:14.03) | 0:58.09 [7] (0:11.28) | 0:46.81 [5] (0:11.59) | 0:35.22 [5] (0:11.68) | 0:23.54 [4] (0:11.49) | 0:12.05 [5] |
| Average Speed [km/h] | 51.3 | 64.4 | 62.6 | 62.2 | 62.6 | 59.7 |
| Top Speed [km/h] | 64.9 | 66.5 | 64.8 | 63.2 | 63.2 | 61.8 |
| Avg. Dist. to Rail [m] | 3.8 | 2.2 | 1.3 | 1.8 | 2.0 | 3.0 |
| Avg. Stride Freq. [Hz] | 2.2 | 2.3 | 2.3 | 2.3 | 2.3 | 2.3 |
| Avg. Stride Length [m] | 6.5 | 7.7 | 7.6 | 7.6 | 7.6 | 7.4 |



- [] Ranking at each section and finish
- .-.- No data available at this section
- NA No data available



| | |
|--------------------------------|-----------------|
| Horse/Jockey Name | Sooblong |
| Final Rank | 7 |
| Fastest Section Time (Section) | 0:11.19 (1000m) |
| Top Speed [km/h] (Section) | 66.0 (1000m) |
| Race State | Finished |



Sunshine Coast QLD Professional

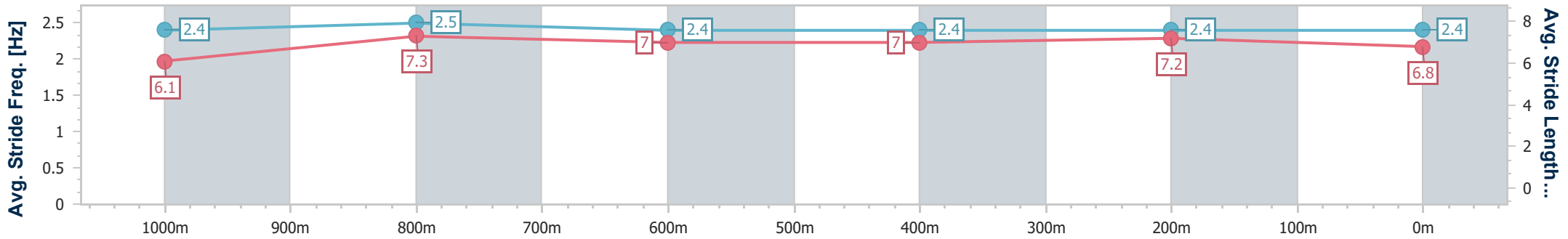
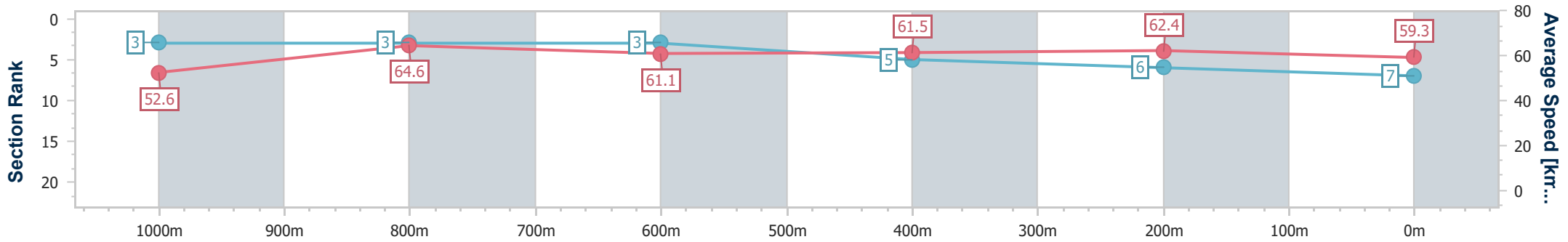
Race 8: TAB Class 1 Handicap - 1200m

15 January 2023 - 16:37

Track Rating: Good 4, Weather: Overcast, Rail Position: +7m



| Section | Overall | 1000m | 800m | 600m | 400m | 200m |
|------------------------|--------------------------|--------------------------|--------------------------|--------------------------|--------------------------|--------------------------|
| Section Times | 1:12.14 [7] (0:13.69) | 0:58.45 [3] (0:11.19) | 0:47.26 [3] (0:11.87) | 0:35.39 [3] (0:11.72) | 0:23.67 [5] (0:11.53) | 0:12.14 [6] (0:12.14) |
| Average Speed [km/h] | 52.6 | 64.6 | 61.1 | 61.5 | 62.4 | 59.3 |
| Top Speed [km/h] | 65.4 | 66.0 | 62.9 | 64.0 | 64.3 | 61.5 |
| Avg. Dist. to Rail [m] | 3.0 | 1.4 | 1.5 | 0.9 | 1.2 | 0.2 |
| Avg. Stride Freq. [Hz] | 2.4 | 2.5 | 2.4 | 2.4 | 2.4 | 2.4 |
| Avg. Stride Length [m] | 6.1 | 7.3 | 7.0 | 7.0 | 7.2 | 6.8 |



- [] Ranking at each section and finish
- .-.- No data available at this section
- NA No data available



| | |
|--------------------------------|----------------|
| Horse/Jockey Name | Possover |
| Final Rank | 8 |
| Fastest Section Time (Section) | 0:11.31 (400m) |
| Top Speed [km/h] (Section) | 64.5 (400m) |
| Race State | Finished |



Sunshine Coast QLD Professional

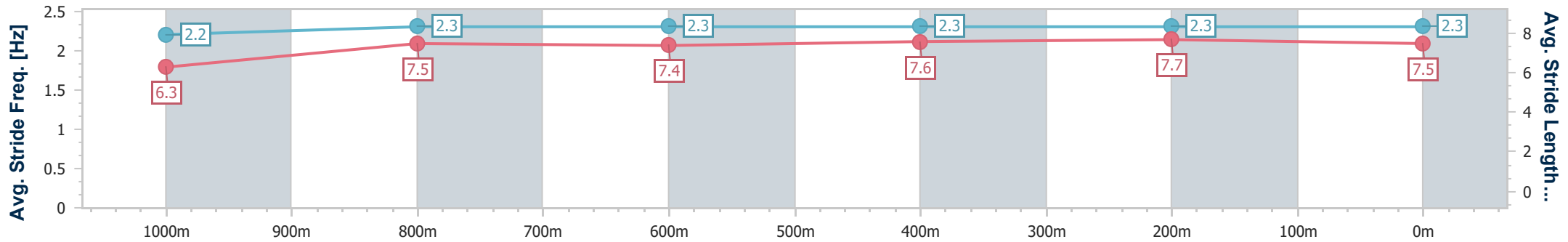
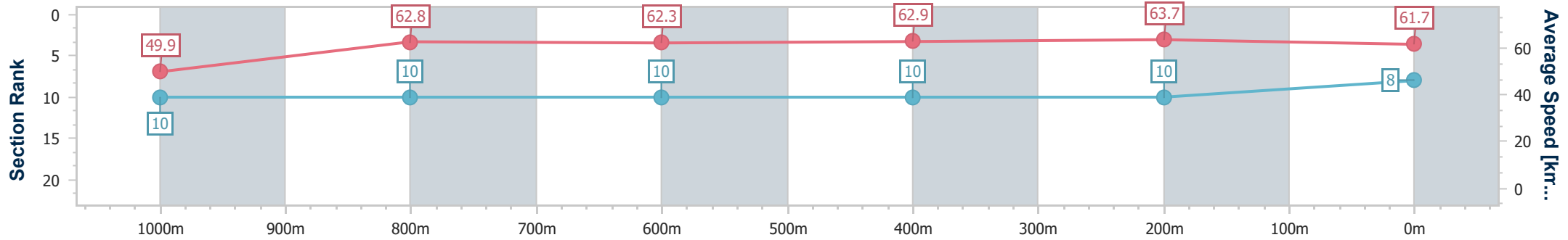
Race 8: TAB Class 1 Handicap - 1200m

15 January 2023 - 16:37

Track Rating: Good 4, Weather: Overcast, Rail Position: +7m



| Section | Overall | 1000m | 800m | 600m | 400m | 200m |
|------------------------|--------------------------|---------------------------|---------------------------|---------------------------|---------------------------|---------------------------|
| Section Times | 1:12.19 [8] (0:14.47) | 0:57.72 [10] (0:11.53) | 0:46.19 [10] (0:11.64) | 0:34.55 [10] (0:11.55) | 0:23.00 [10] (0:11.31) | 0:11.69 [10] (0:11.69) |
| Average Speed [km/h] | 49.9 | 62.8 | 62.3 | 62.9 | 63.7 | 61.7 |
| Top Speed [km/h] | 62.8 | 63.8 | 63.9 | 64.0 | 64.5 | 64.1 |
| Avg. Dist. to Rail [m] | 7.0 | 2.2 | 1.4 | 1.7 | 5.4 | 6.0 |
| Avg. Stride Freq. [Hz] | 2.2 | 2.3 | 2.3 | 2.3 | 2.3 | 2.3 |
| Avg. Stride Length [m] | 6.3 | 7.5 | 7.4 | 7.6 | 7.7 | 7.5 |



- [] Ranking at each section and finish
- .-.- No data available at this section
- NA No data available



| | |
|--------------------------------|----------------|
| Horse/Jockey Name | Media Scandal |
| Final Rank | 9 |
| Fastest Section Time (Section) | 0:11.22 (400m) |
| Top Speed [km/h] (Section) | 64.8 (400m) |
| Race State | Finished |



Sunshine Coast QLD Professional

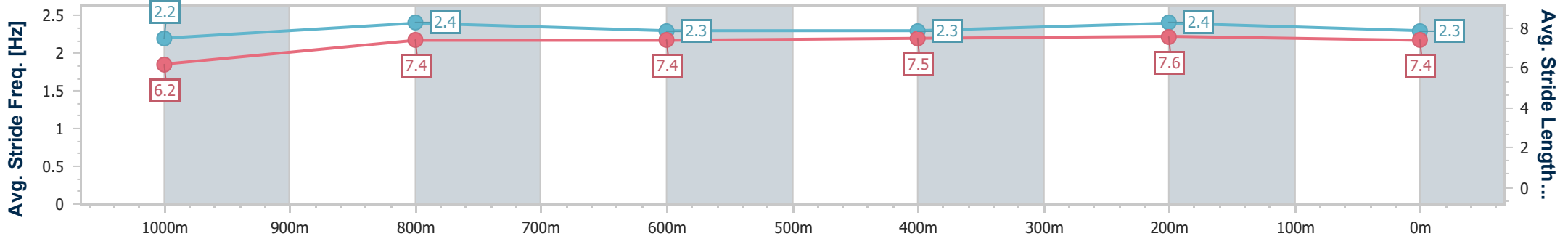
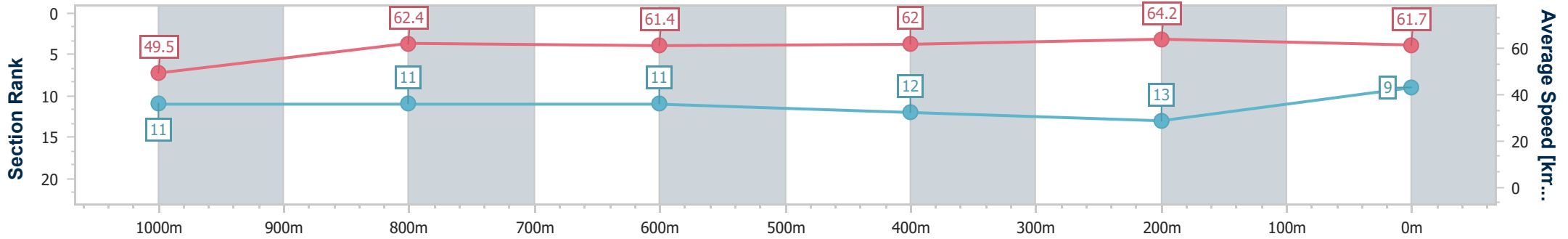
Race 8: TAB Class 1 Handicap - 1200m

15 January 2023 - 16:37



Track Rating: Good 4, Weather: Overcast, Rail Position: +7m

| Section | Overall | 1000m | 800m | 600m | 400m | 200m |
|------------------------|--------------------------|---------------------------|---------------------------|---------------------------|---------------------------|---------------------------|
| Section Times | 1:12.34 [9] (0:14.54) | 0:57.80 [11] (0:11.56) | 0:46.24 [11] (0:11.69) | 0:34.55 [11] (0:11.65) | 0:22.90 [12] (0:11.22) | 0:11.68 [13] (0:11.68) |
| Average Speed [km/h] | 49.5 | 62.4 | 61.4 | 62.0 | 64.2 | 61.7 |
| Top Speed [km/h] | 62.7 | 64.7 | 63.2 | 62.7 | 64.8 | 63.5 |
| Avg. Dist. to Rail [m] | 4.4 | 0.4 | 0.2 | 0.4 | 3.3 | 4.2 |
| Avg. Stride Freq. [Hz] | 2.2 | 2.4 | 2.3 | 2.3 | 2.4 | 2.3 |
| Avg. Stride Length [m] | 6.2 | 7.4 | 7.4 | 7.5 | 7.6 | 7.4 |



- [] Ranking at each section and finish
- .-.- No data available at this section
- NA No data available



| | |
|--------------------------------|----------------|
| Horse/Jockey Name | Bringthelove |
| Final Rank | 10 |
| Fastest Section Time (Section) | 0:11.19 (400m) |
| Top Speed [km/h] (Section) | 65.7 (400m) |
| Race State | Finished |



Sunshine Coast QLD Professional

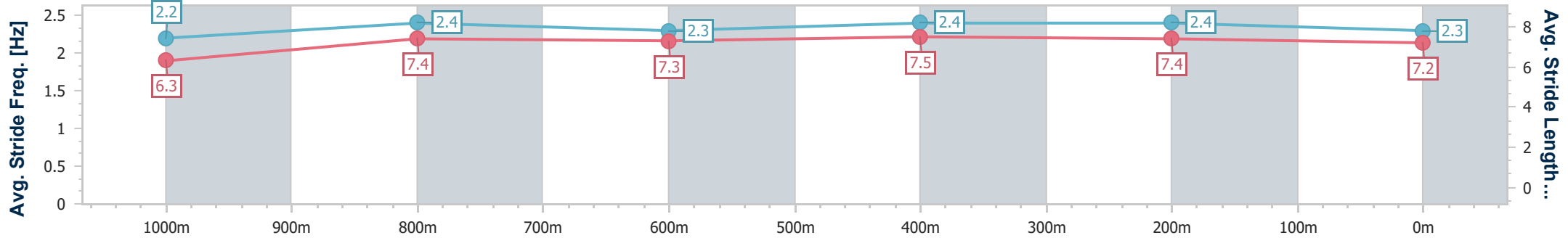
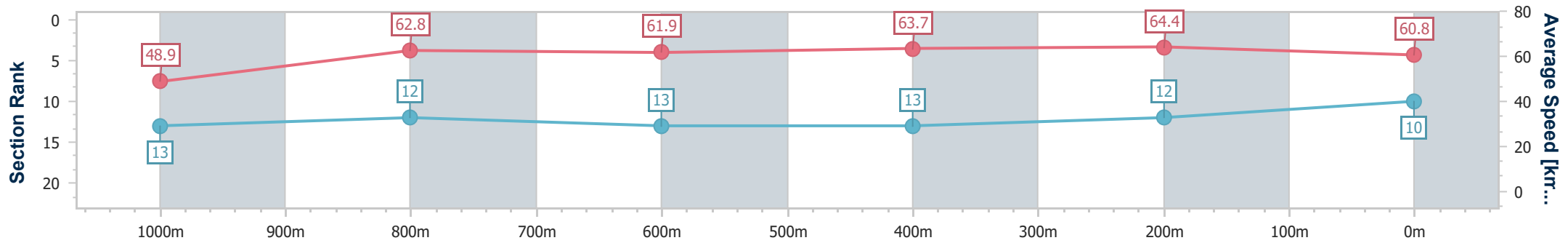
Race 8: TAB Class 1 Handicap - 1200m

15 January 2023 - 16:37

Track Rating: Good 4, Weather: Overcast, Rail Position: +7m



| Section | Overall | 1000m | 800m | 600m | 400m | 200m |
|------------------------|---------------------------|---------------------------|---------------------------|---------------------------|---------------------------|---------------------------|
| Section Times | 1:12.51 [10] (0:14.79) | 0:57.72 [13] (0:11.50) | 0:46.22 [12] (0:11.77) | 0:34.45 [13] (0:11.41) | 0:23.04 [13] (0:11.19) | 0:11.85 [12] (0:11.85) |
| Average Speed [km/h] | 48.9 | 62.8 | 61.9 | 63.7 | 64.4 | 60.8 |
| Top Speed [km/h] | 64.3 | 65.1 | 64.2 | 65.0 | 65.7 | 63.1 |
| Avg. Dist. to Rail [m] | 7.7 | 2.1 | 1.9 | 1.8 | 4.1 | 5.9 |
| Avg. Stride Freq. [Hz] | 2.2 | 2.4 | 2.3 | 2.4 | 2.4 | 2.3 |
| Avg. Stride Length [m] | 6.3 | 7.4 | 7.3 | 7.5 | 7.4 | 7.2 |



- [] Ranking at each section and finish
- .-.- No data available at this section
- NA No data available



| | |
|--------------------------------|-----------------|
| Horse/Jockey Name | Chief Artie |
| Final Rank | 11 |
| Fastest Section Time (Section) | 0:11.43 (1000m) |
| Top Speed [km/h] (Section) | 66.0 (1000m) |
| Race State | Finished |



Sunshine Coast QLD Professional

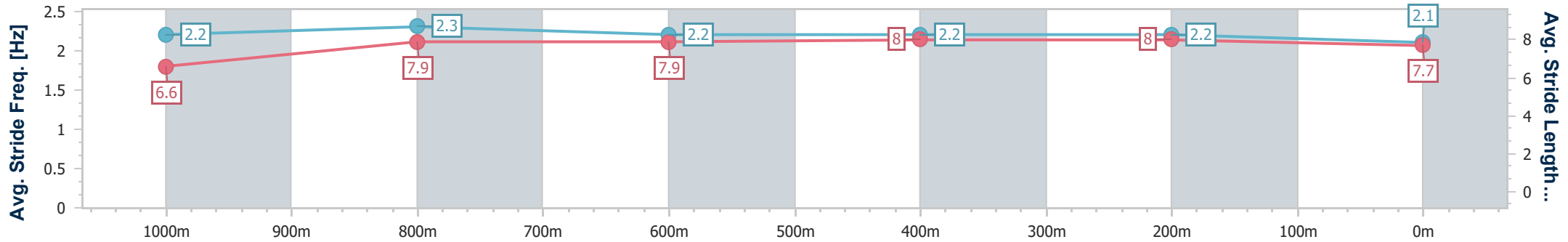
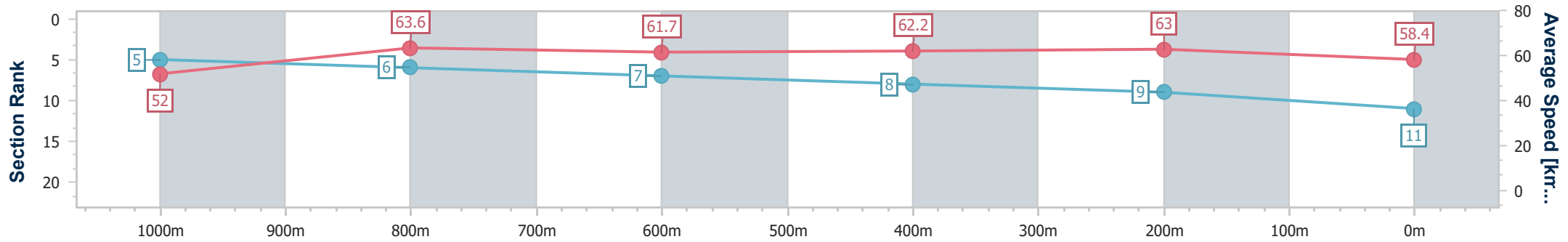
Race 8: TAB Class 1 Handicap - 1200m

15 January 2023 - 16:37

Track Rating: Good 4, Weather: Overcast, Rail Position: +7m



| Section | Overall | 1000m | 800m | 600m | 400m | 200m |
|------------------------|---------------------------|--------------------------|--------------------------|--------------------------|--------------------------|--------------------------|
| Section Times | 1:12.63 [11] (0:13.87) | 0:58.76 [5] (0:11.43) | 0:47.33 [6] (0:11.86) | 0:35.47 [7] (0:11.70) | 0:23.77 [8] (0:11.43) | 0:12.34 [9] (0:12.34) |
| Average Speed [km/h] | 52.0 | 63.6 | 61.7 | 62.2 | 63.0 | 58.4 |
| Top Speed [km/h] | 65.3 | 66.0 | 63.8 | 64.1 | 64.1 | 61.6 |
| Avg. Dist. to Rail [m] | 5.1 | 2.8 | 2.8 | 1.8 | 2.8 | 2.8 |
| Avg. Stride Freq. [Hz] | 2.2 | 2.3 | 2.2 | 2.2 | 2.2 | 2.1 |
| Avg. Stride Length [m] | 6.6 | 7.9 | 7.9 | 8.0 | 8.0 | 7.7 |



- [] Ranking at each section and finish
- .-.- No data available at this section
- NA No data available



| | |
|--------------------------------|------------------|
| Horse/Jockey Name | That's A Miracle |
| Final Rank | 12 |
| Fastest Section Time (Section) | 0:11.22 (1000m) |
| Top Speed [km/h] (Section) | 66.8 (Overall) |
| Race State | Finished |



Sunshine Coast QLD Professional

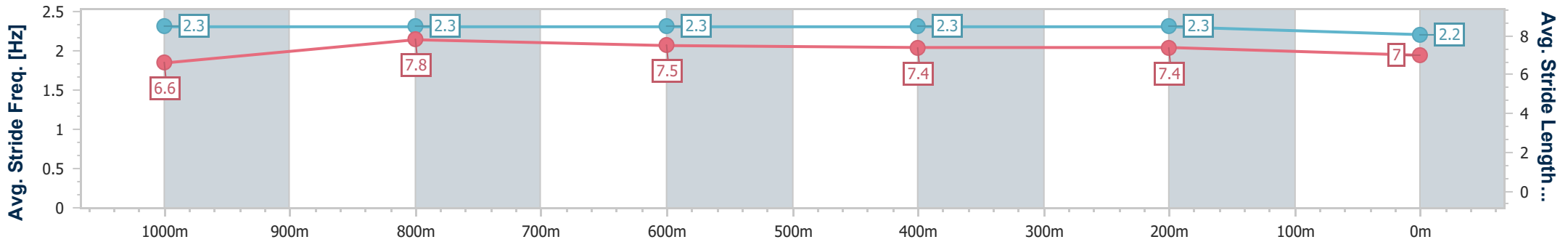
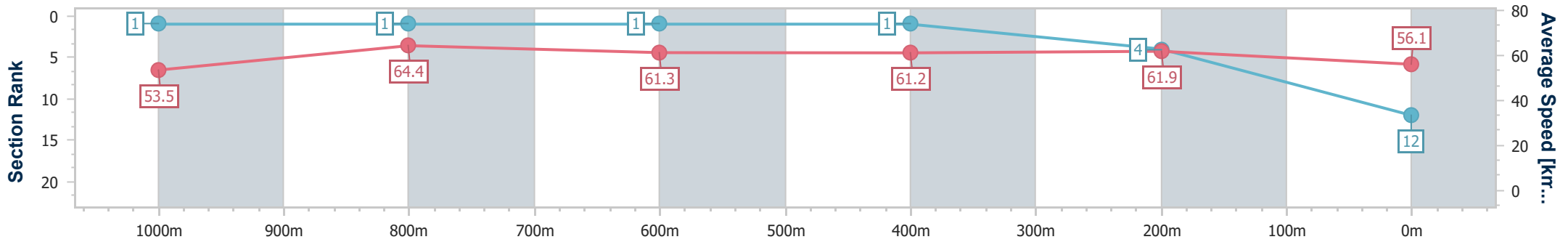
Race 8: TAB Class 1 Handicap - 1200m

15 January 2023 - 16:37



Track Rating: Good 4, Weather: Overcast, Rail Position: +7m

| Section | Overall | 1000m | 800m | 600m | 400m | 200m |
|------------------------|---------------------------|--------------------------|--------------------------|--------------------------|--------------------------|--------------------------|
| Section Times | 1:12.69 [12] (0:13.47) | 0:59.22 [1] (0:11.22) | 0:48.00 [1] (0:11.77) | 0:36.23 [1] (0:11.75) | 0:24.48 [1] (0:11.63) | 0:12.85 [4] (0:12.85) |
| Average Speed [km/h] | 53.5 | 64.4 | 61.3 | 61.2 | 61.9 | 56.1 |
| Top Speed [km/h] | 66.8 | 66.5 | 62.6 | 61.5 | 63.6 | 59.5 |
| Avg. Dist. to Rail [m] | 7.9 | 1.4 | 0.6 | 0.3 | 0.7 | 0.3 |
| Avg. Stride Freq. [Hz] | 2.3 | 2.3 | 2.3 | 2.3 | 2.3 | 2.2 |
| Avg. Stride Length [m] | 6.6 | 7.8 | 7.5 | 7.4 | 7.4 | 7.0 |



- [] Ranking at each section and finish
- .-.- No data available at this section
- NA No data available



| | |
|--------------------------------|----------------|
| Horse/Jockey Name | Star Seeker |
| Final Rank | 13 |
| Fastest Section Time (Section) | 0:11.37 (400m) |
| Top Speed [km/h] (Section) | 65.1 (400m) |
| Race State | Finished |



Sunshine Coast QLD Professional

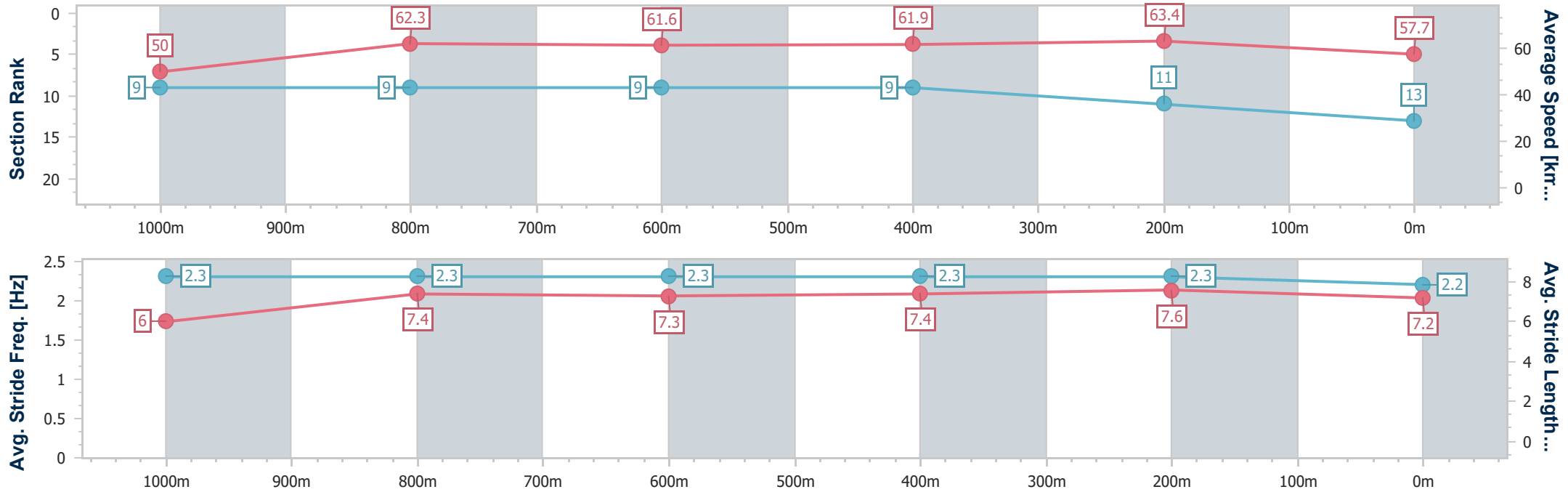
Race 8: TAB Class 1 Handicap - 1200m

15 January 2023 - 16:37



Track Rating: Good 4, Weather: Overcast, Rail Position: +7m

| Section | Overall | 1000m | 800m | 600m | 400m | 200m |
|------------------------|---------------------------|--------------------------|--------------------------|--------------------------|--------------------------|---------------------------|
| Section Times | 1:13.04 [13] (0:14.41) | 0:58.63 [9] (0:11.61) | 0:47.02 [9] (0:11.61) | 0:35.41 [9] (0:11.57) | 0:23.84 [9] (0:11.37) | 0:12.47 [11] (0:12.47) |
| Average Speed [km/h] | 50.0 | 62.3 | 61.6 | 61.9 | 63.4 | 57.7 |
| Top Speed [km/h] | 63.8 | 64.0 | 63.4 | 63.0 | 65.1 | 62.1 |
| Avg. Dist. to Rail [m] | 5.9 | 1.8 | 0.8 | 1.1 | 1.4 | 1.3 |
| Avg. Stride Freq. [Hz] | 2.3 | 2.3 | 2.3 | 2.3 | 2.3 | 2.2 |
| Avg. Stride Length [m] | 6.0 | 7.4 | 7.3 | 7.4 | 7.6 | 7.2 |



- [] Ranking at each section and finish
- .-.- No data available at this section
- NA No data available