



Sunshine Coast QLD Professional

Race 3: KABOOM CONCRETE PUMPING Maiden Handicap - 1200m

15 January 2023 - 13:35



Track Rating: Good 4, Weather: Overcast, Rail Position: +7m

Section		Overall	1000m	800m	600m	400m	200m	Last 600m					
Field Times		1:12.85 (0:13.90)	0:58.95 (0:11.55)	0:47.40 (0:11.96)	0:35.44 (0:11.69)	0:23.75 (0:11.52)	0:12.23 (0:12.23)	0:35.44					
Rank	TAB Horse/Jockey	Barrier	Top Speed [km/h]	Fastest Section							Margin	Distance Travelled [m]	
1	10 GALLERY MASTER Corey Bayliss	3	64.5 Overall	0:11.52 400m	1:12.85 [1] (0:13.90)	0:58.95 [1] (0:11.59)	0:47.36 [2] (0:11.92)	0:35.44 [1] (0:11.69)	0:23.75 [1] (0:11.52)	0:12.23 [1] (0:12.23)	1:12.85	0:35.44	
2	7 GALAXY GENERAL Samantha Collett	4	64.3 Overall	0:11.42 400m	1:13.16 [2] (0:13.93)	0:59.23 [3] (0:11.82)	0:47.41 [6] (0:12.00)	0:35.41 [4] (0:11.70)	0:23.71 [3] (0:11.42)	0:12.29 [2] (0:12.29)	1.8L	0:35.41	+2
3	5 CAMPIONE Kyle Wilson-Taylor	7	65.7 1000m	0:11.57 1000m	1:13.39 [3] (0:14.14)	0:59.25 [6] (0:11.57)	0:47.68 [5] (0:12.18)	0:35.50 [5] (0:11.83)	0:23.67 [5] (0:11.60)	0:12.07 [5] (0:12.07)	3.1L	0:35.50	+6
4	9 SISTINE CHAPEL Wendy Peel	1	63.5 1000m	0:11.64 400m	1:13.43 [4] (0:14.13)	0:59.30 [7] (0:11.73)	0:47.57 [7] (0:12.19)	0:35.38 [7] (0:11.89)	0:23.49 [7] (0:11.64)	0:11.85 [7] (0:11.85)	3.3L	0:35.38	+2
5	11 MY DOG DIESEL Tiffani Brooker	6	64.8 1000m	0:11.54 1000m	1:13.48 [5] (0:13.91)	0:59.57 [2] (0:11.54)	0:48.03 [1] (0:11.99)	0:36.04 [2] (0:11.96)	0:24.08 [2] (0:11.65)	0:12.43 [3] (0:12.43)	3.5L	0:36.04	+4
6	3 BLUE RAY Ryan Maloney	14	63.3 1000m	0:11.55 400m	1:13.56 [6] (0:14.18)	0:59.38 [9] (0:11.84)	0:47.54 [9] (0:12.20)	0:35.34 [8] (0:11.82)	0:23.52 [8] (0:11.55)	0:11.97 [6] (0:11.97)	3.8L	0:35.34	+7
7	6 LOOSE UNIT Justin Huxtable	8	65.5 1000m	0:11.61 1000m	1:13.56 [7] (0:14.13)	0:59.43 [4] (0:11.61)	0:47.82 [3] (0:12.07)	0:35.75 [3] (0:11.89)	0:23.86 [4] (0:11.62)	0:12.24 [4] (0:12.24)	3.9L	0:35.75	+6
8	8 OCEAN RIDGE Angela Jones	2	64.7 1000m	0:11.68 400m	1:13.58 [8] (0:14.17)	0:59.41 [8] (0:11.85)	0:47.56 [8] (0:12.23)	0:35.33 [9] (0:11.88)	0:23.45 [9] (0:11.68)	0:11.77 [9] (0:11.77)	4L	0:35.33	+5
9	12 BIRDIE BELLE Nikita Beriman	9	64.5 Overall	0:11.52 400m	1:13.69 [9] (0:14.43)	0:59.26 [11] (0:11.64)	0:47.62 [10] (0:12.26)	0:35.36 [10] (0:11.93)	0:23.43 [10] (0:11.52)	0:11.91 [8] (0:11.91)	4.5L	0:35.36	+5
10	13 PRESSURE AND TIME Nathan Thomas	10	63.6 1000m	0:11.57 400m	1:14.30 [10] (0:14.34)	0:59.96 [10] (0:11.86)	0:48.10 [11] (0:12.19)	0:35.91 [11] (0:12.00)	0:23.91 [11] (0:11.57)	0:12.34 [11] (0:12.34)	8L	0:35.91	+9

Scratched: Dream Knight (#2), Zestar (#14), Robber Baron (#1)

[] Ranking at each section and finish
 -:-:- No data available at this section
 NA No data available

SCN Saddle cloth number
 DNF Did not finish
 DNT Did not track



Sunshine Coast QLD Professional
Race 3: KABOOM CONCRETE PUMPING Maiden Handicap - 1200m
15 January 2023 - 13:35



Track Rating: Good 4, Weather: Overcast, Rail Position: +7m

Section	Overall	1000m	800m	600m	400m	200m	Last 600m
Field Times	1:12.85 (0:13.90)	0:58.95 (0:11.55)	0:47.40 (0:11.96)	0:35.44 (0:11.69)	0:23.75 (0:11.52)	0:12.23 (0:12.23)	0:35.44

Rank	TAB	Horse/Jockey	Barrier	Top Speed [km/h]	Fastest Section	Margin	Distance Travelled [m]							
11	4	THE PREACHER Georgina Cartwright	13	65.6 1000m	0:11.58 1000m	1:14.60 [11] (0:14.11)	1:00.49 [5] (0:11.58)	0:48.91 [4] (0:12.27)	0:36.64 [6] (0:11.99)	0:24.65 [6] (0:11.90)	0:12.75 [10] (0:12.75)	9.8L	0:36.64	+7

Scratched: Dream Knight (#2), Zestar (#14), Robber Baron (#1)

[] Ranking at each section and finish
 -:-:- No data available at this section
 NA No data available

SCN Saddle cloth number
 DNF Did not finish
 DNT Did not track



Horse/Jockey Name	Gallery Master
Final Rank	1
Fastest Section Time (Section)	0:11.52 (400m)
Top Speed [km/h] (Section)	64.5 (Overall)
Race State	Finished



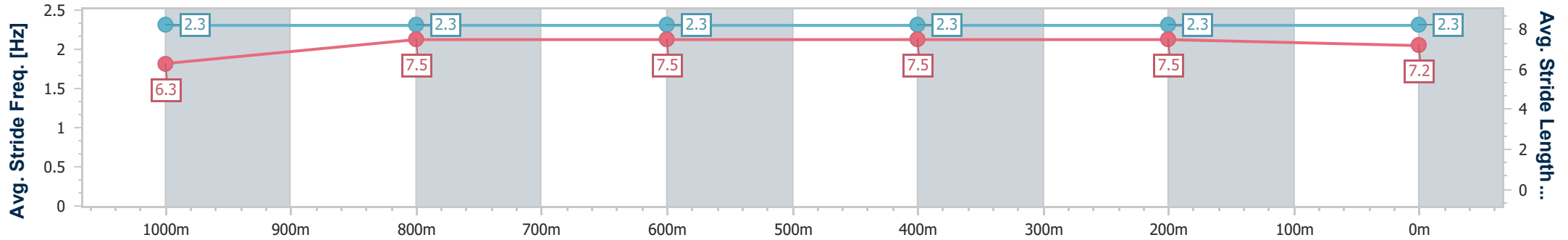
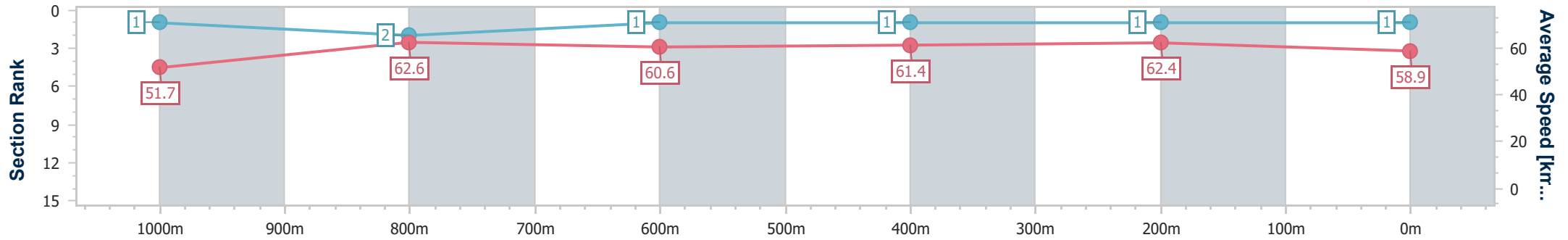
Sunshine Coast QLD Professional
 Race 3: KABOOM CONCRETE PUMPING Maiden Handicap - 1200m



15 January 2023 - 13:35

Track Rating: Good 4, Weather: Overcast, Rail Position: +7m

Section	Overall	1000m	800m	600m	400m	200m
Section Times	1:12.85 [1] (0:13.90)	0:58.95 [1] (0:11.59)	0:47.36 [2] (0:11.92)	0:35.44 [1] (0:11.69)	0:23.75 [1] (0:11.52)	0:12.23 [1] (0:12.23)
Average Speed [km/h]	51.7	62.6	60.6	61.4	62.4	58.9
Top Speed [km/h]	64.5	63.9	61.5	62.4	63.3	61.4
Avg. Dist. to Rail [m]	4.3	1.8	0.6	0.5	0.1	0.2
Avg. Stride Freq. [Hz]	2.3	2.3	2.3	2.3	2.3	2.3
Avg. Stride Length [m]	6.3	7.5	7.5	7.5	7.5	7.2



- [] Ranking at each section and finish
- .-.- No data available at this section
- NA No data available



Horse/Jockey Name	Galaxy General
Final Rank	2
Fastest Section Time (Section)	0:11.42 (400m)
Top Speed [km/h] (Section)	64.3 (Overall)
Race State	Finished



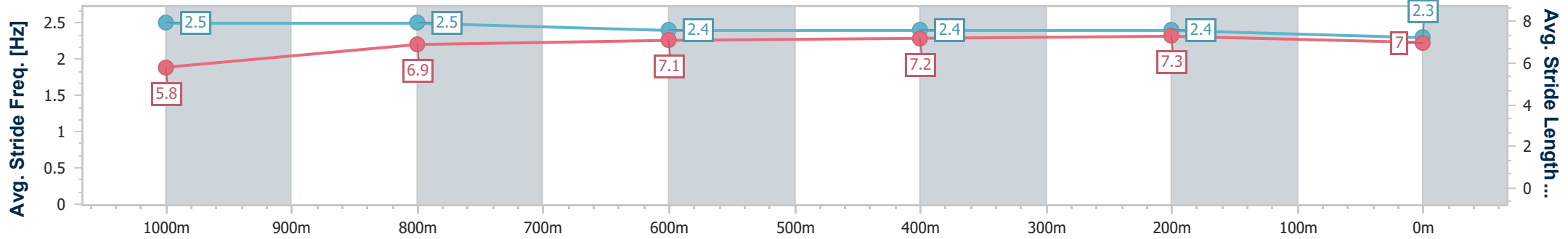
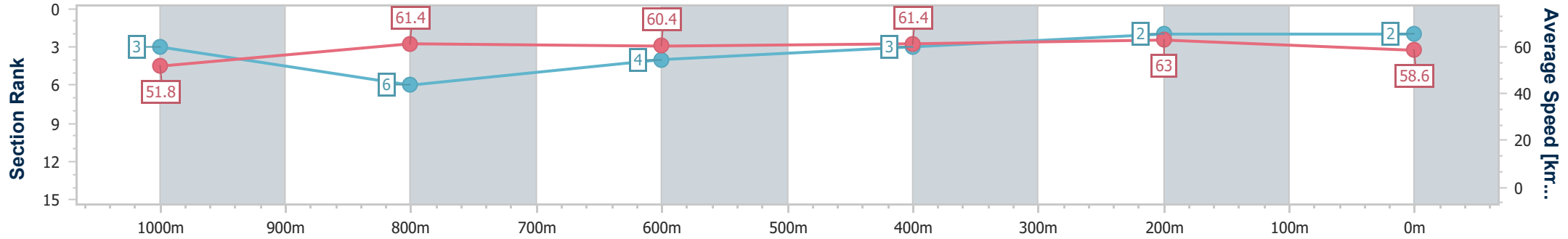
Sunshine Coast QLD Professional
Race 3: KABOOM CONCRETE PUMPING Maiden Handicap - 1200m



15 January 2023 - 13:35

Track Rating: Good 4, Weather: Overcast, Rail Position: +7m

Section	Overall	1000m	800m	600m	400m	200m
Section Times	1:13.16 [2] (0:13.93)	0:59.23 [3] (0:11.82)	0:47.41 [6] (0:12.00)	0:35.41 [4] (0:11.70)	0:23.71 [3] (0:11.42)	0:12.29 [2] (0:12.29)
Average Speed [km/h]	51.8	61.4	60.4	61.4	63.0	58.6
Top Speed [km/h]	64.3	64.0	61.8	62.7	64.1	61.2
Avg. Dist. to Rail [m]	5.2	3.0	1.1	0.5	0.5	0.7
Avg. Stride Freq. [Hz]	2.5	2.5	2.4	2.4	2.4	2.3
Avg. Stride Length [m]	5.8	6.9	7.1	7.2	7.3	7.0



- [] Ranking at each section and finish
- .-.- No data available at this section
- NA No data available



Horse/Jockey Name	Campione
Final Rank	3
Fastest Section Time (Section)	0:11.57 (1000m)
Top Speed [km/h] (Section)	65.7 (1000m)
Race State	Finished



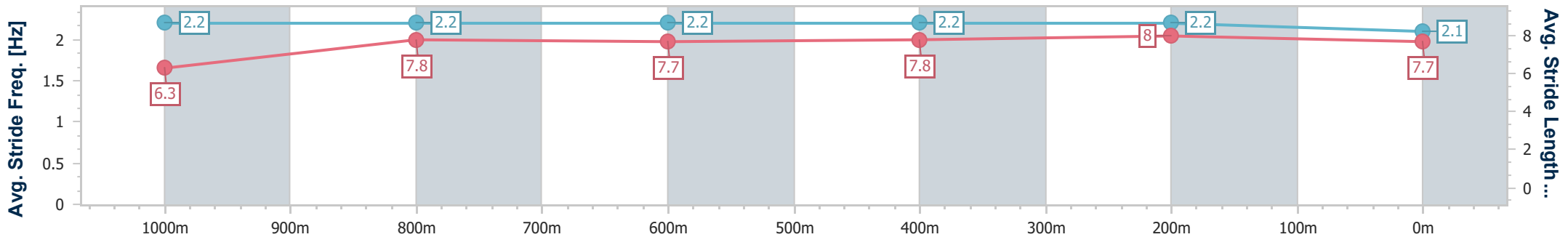
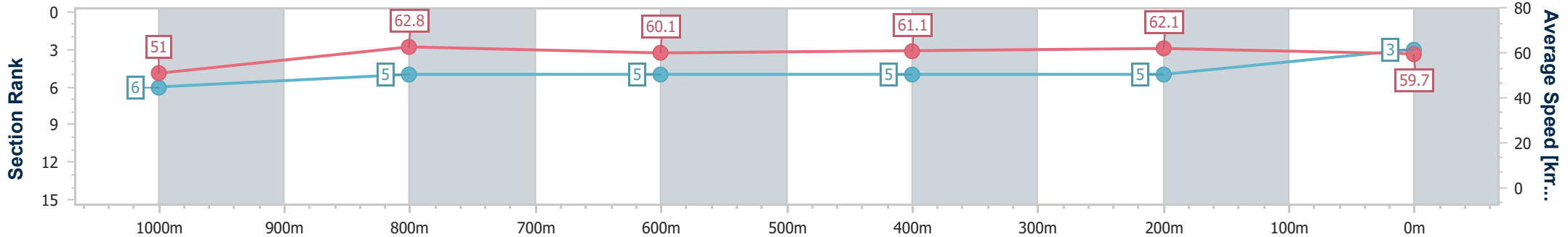
Sunshine Coast QLD Professional
Race 3: KABOOM CONCRETE PUMPING Maiden Handicap - 1200m



15 January 2023 - 13:35

Track Rating: Good 4, Weather: Overcast, Rail Position: +7m

Section	Overall	1000m	800m	600m	400m	200m
Section Times	1:13.39 [3] (0:14.14)	0:59.25 [6] (0:11.57)	0:47.68 [5] (0:12.18)	0:35.50 [5] (0:11.83)	0:23.67 [5] (0:11.60)	0:12.07 [5] (0:12.07)
Average Speed [km/h]	51.0	62.8	60.1	61.1	62.1	59.7
Top Speed [km/h]	65.4	65.7	61.1	62.2	63.5	61.1
Avg. Dist. to Rail [m]	6.6	3.7	2.6	0.9	2.7	4.1
Avg. Stride Freq. [Hz]	2.2	2.2	2.2	2.2	2.2	2.1
Avg. Stride Length [m]	6.3	7.8	7.7	7.8	8.0	7.7



- [] Ranking at each section and finish
- .-.- No data available at this section
- NA No data available



Horse/Jockey Name	Sistine Chapel
Final Rank	4
Fastest Section Time (Section)	0:11.64 (400m)
Top Speed [km/h] (Section)	63.5 (1000m)
Race State	Finished



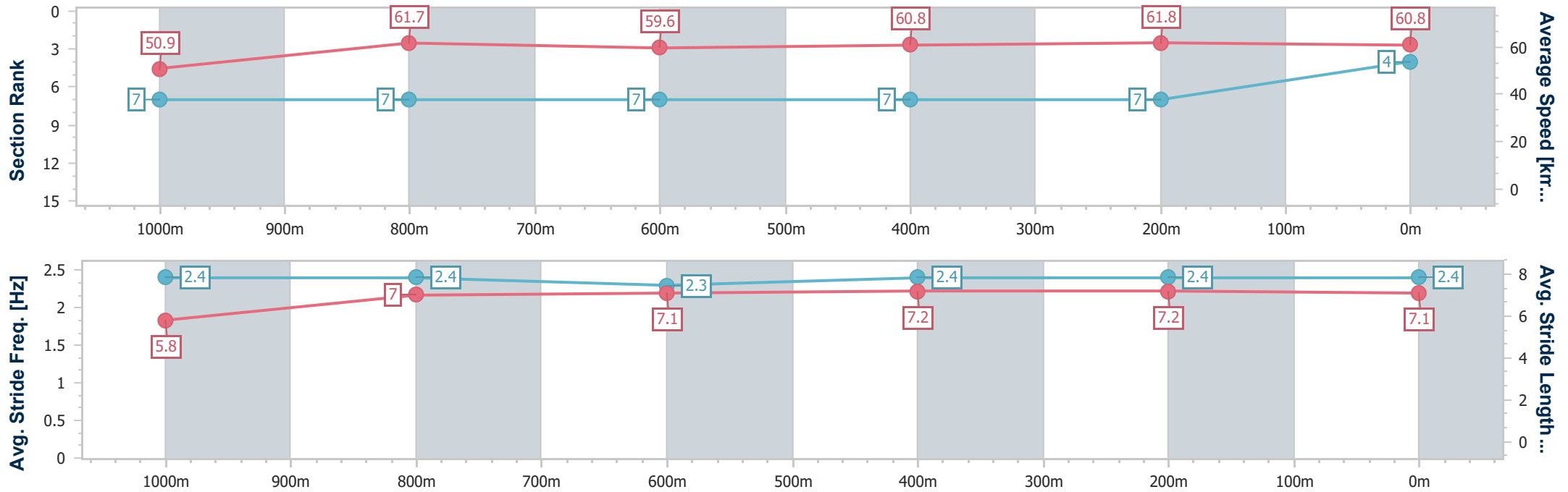
Sunshine Coast QLD Professional
Race 3: KABOOM CONCRETE PUMPING Maiden Handicap - 1200m



15 January 2023 - 13:35

Track Rating: Good 4, Weather: Overcast, Rail Position: +7m

Section	Overall	1000m	800m	600m	400m	200m
Section Times	1:13.43 [4] (0:14.13)	0:59.30 [7] (0:11.73)	0:47.57 [7] (0:12.19)	0:35.38 [7] (0:11.89)	0:23.49 [7] (0:11.64)	0:11.85 [7] (0:11.85)
Average Speed [km/h]	50.9	61.7	59.6	60.8	61.8	60.8
Top Speed [km/h]	63.2	63.5	60.7	62.1	63.3	62.2
Avg. Dist. to Rail [m]	2.5	2.0	1.5	0.6	0.9	0.7
Avg. Stride Freq. [Hz]	2.4	2.4	2.3	2.4	2.4	2.4
Avg. Stride Length [m]	5.8	7.0	7.1	7.2	7.2	7.1



- [] Ranking at each section and finish
- .-.- No data available at this section
- NA No data available



Horse/Jockey Name	My Dog Diesel
Final Rank	5
Fastest Section Time (Section)	0:11.54 (1000m)
Top Speed [km/h] (Section)	64.8 (1000m)
Race State	Finished



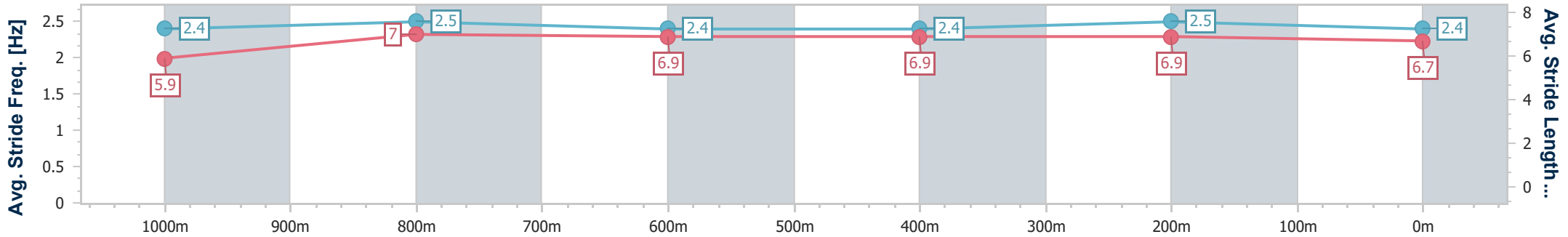
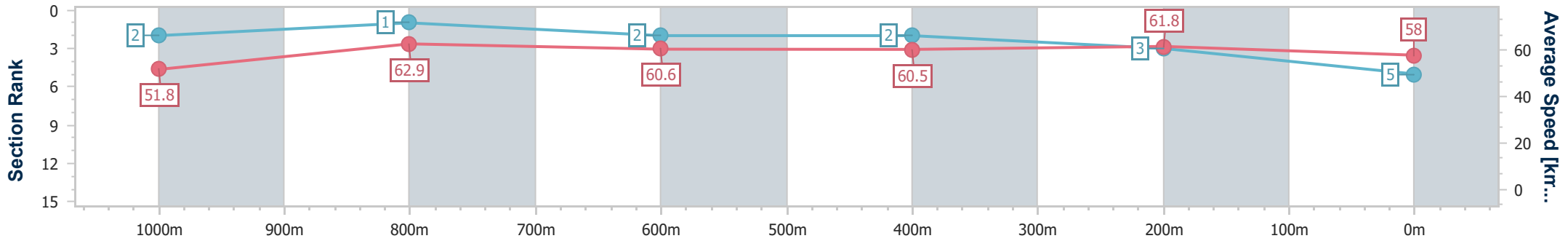
Sunshine Coast QLD Professional
Race 3: KABOOM CONCRETE PUMPING Maiden Handicap - 1200m



15 January 2023 - 13:35

Track Rating: Good 4, Weather: Overcast, Rail Position: +7m

Section	Overall	1000m	800m	600m	400m	200m
Section Times	1:13.48 [5] (0:13.91)	0:59.57 [2] (0:11.54)	0:48.03 [1] (0:11.99)	0:36.04 [2] (0:11.96)	0:24.08 [2] (0:11.65)	0:12.43 [3] (0:12.43)
Average Speed [km/h]	51.8	62.9	60.6	60.5	61.8	58.0
Top Speed [km/h]	64.7	64.8	61.5	61.7	62.8	59.7
Avg. Dist. to Rail [m]	5.8	3.9	1.6	0.9	1.7	2.2
Avg. Stride Freq. [Hz]	2.4	2.5	2.4	2.4	2.5	2.4
Avg. Stride Length [m]	5.9	7.0	6.9	6.9	6.9	6.7



- [] Ranking at each section and finish
- .-.- No data available at this section
- NA No data available



Horse/Jockey Name	Blue Ray
Final Rank	6
Fastest Section Time (Section)	0:11.55 (400m)
Top Speed [km/h] (Section)	63.3 (1000m)
Race State	Finished



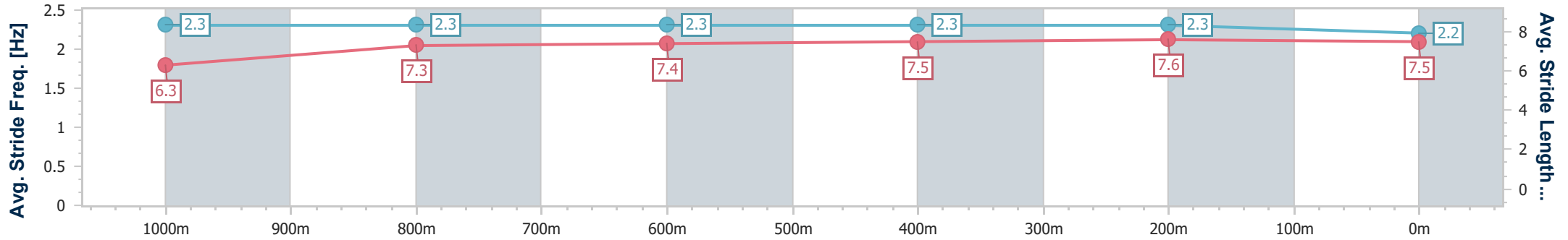
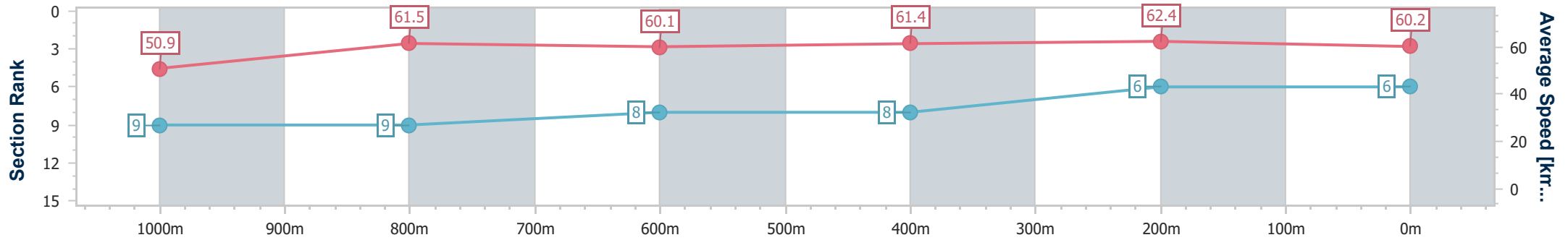
Sunshine Coast QLD Professional
Race 3: KABOOM CONCRETE PUMPING Maiden Handicap - 1200m



15 January 2023 - 13:35

Track Rating: Good 4, Weather: Overcast, Rail Position: +7m

Section	Overall	1000m	800m	600m	400m	200m
Section Times	1:13.56 [6] (0:14.18)	0:59.38 [9] (0:11.84)	0:47.54 [9] (0:12.20)	0:35.34 [8] (0:11.82)	0:23.52 [8] (0:11.55)	0:11.97 [6] (0:11.97)
Average Speed [km/h]	50.9	61.5	60.1	61.4	62.4	60.2
Top Speed [km/h]	63.1	63.3	61.6	62.4	63.1	61.4
Avg. Dist. to Rail [m]	11.1	5.1	2.7	1.8	3.9	5.6
Avg. Stride Freq. [Hz]	2.3	2.3	2.3	2.3	2.3	2.2
Avg. Stride Length [m]	6.3	7.3	7.4	7.5	7.6	7.5



- [] Ranking at each section and finish
- .-.- No data available at this section
- NA No data available



Horse/Jockey Name	Loose Unit
Final Rank	7
Fastest Section Time (Section)	0:11.61 (1000m)
Top Speed [km/h] (Section)	65.5 (1000m)
Race State	Finished



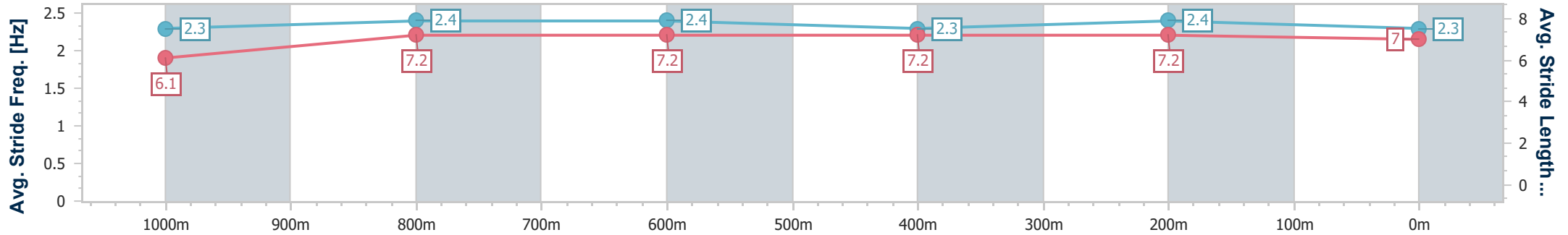
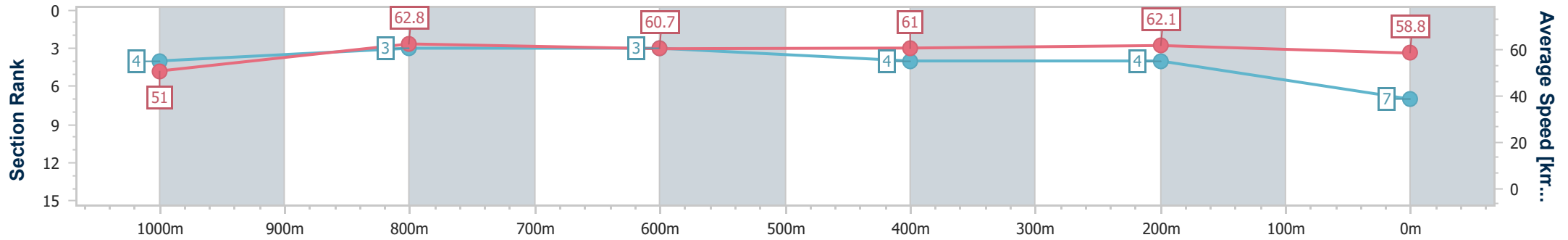
Sunshine Coast QLD Professional
 Race 3: KABOOM CONCRETE PUMPING Maiden Handicap - 1200m



15 January 2023 - 13:35

Track Rating: Good 4, Weather: Overcast, Rail Position: +7m

Section	Overall	1000m	800m	600m	400m	200m
Section Times	1:13.56 [7] (0:14.13)	0:59.43 [4] (0:11.61)	0:47.82 [3] (0:12.07)	0:35.75 [3] (0:11.89)	0:23.86 [4] (0:11.62)	0:12.24 [4] (0:12.24)
Average Speed [km/h]	51.0	62.8	60.7	61.0	62.1	58.8
Top Speed [km/h]	65.1	65.5	62.3	62.3	63.9	60.7
Avg. Dist. to Rail [m]	7.4	4.5	2.9	1.4	4.3	5.5
Avg. Stride Freq. [Hz]	2.3	2.4	2.4	2.3	2.4	2.3
Avg. Stride Length [m]	6.1	7.2	7.2	7.2	7.2	7.0



- [] Ranking at each section and finish
- .-.- No data available at this section
- NA No data available



Horse/Jockey Name	Ocean Ridge
Final Rank	8
Fastest Section Time (Section)	0:11.68 (400m)
Top Speed [km/h] (Section)	64.7 (1000m)
Race State	Finished



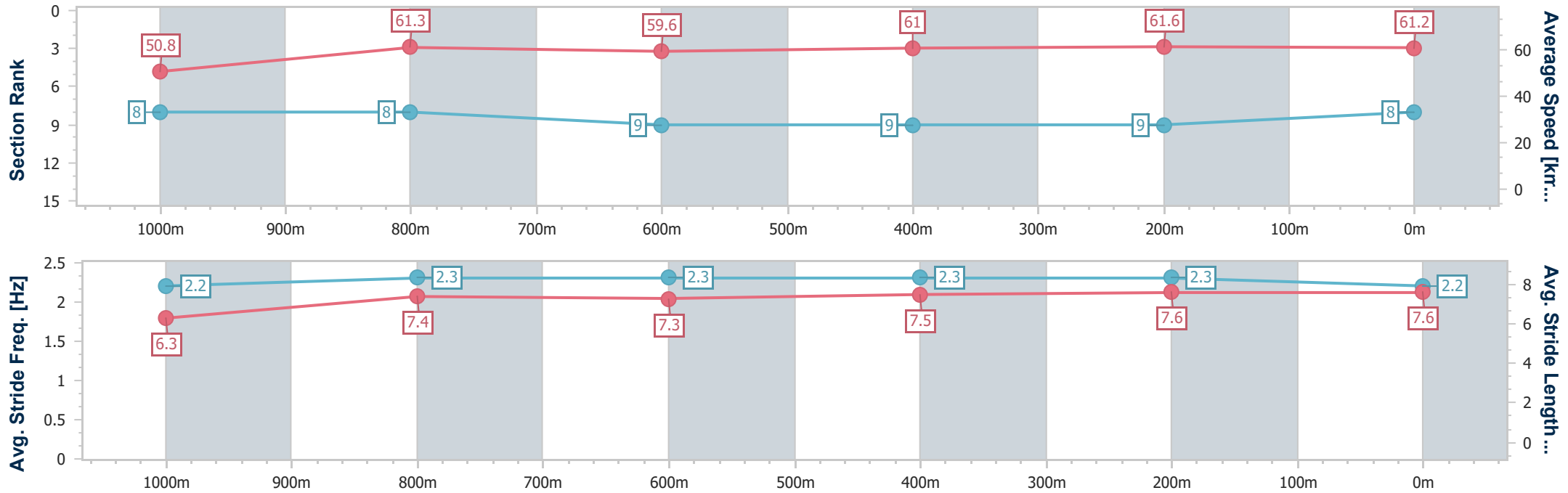
Sunshine Coast QLD Professional
Race 3: KABOOM CONCRETE PUMPING Maiden Handicap - 1200m



15 January 2023 - 13:35

Track Rating: Good 4, Weather: Overcast, Rail Position: +7m

Section	Overall	1000m	800m	600m	400m	200m
Section Times	1:13.58 [8] (0:14.17)	0:59.41 [8] (0:11.85)	0:47.56 [8] (0:12.23)	0:35.33 [9] (0:11.88)	0:23.45 [9] (0:11.68)	0:11.77 [9] (0:11.77)
Average Speed [km/h]	50.8	61.3	59.6	61.0	61.6	61.2
Top Speed [km/h]	64.2	64.7	61.4	62.1	63.7	63.9
Avg. Dist. to Rail [m]	3.4	2.9	2.0	1.3	2.3	3.7
Avg. Stride Freq. [Hz]	2.2	2.3	2.3	2.3	2.3	2.2
Avg. Stride Length [m]	6.3	7.4	7.3	7.5	7.6	7.6



- [] Ranking at each section and finish
- .-.- No data available at this section
- NA No data available



Horse/Jockey Name	Birdie Belle
Final Rank	9
Fastest Section Time (Section)	0:11.52 (400m)
Top Speed [km/h] (Section)	64.5 (Overall)
Race State	Finished



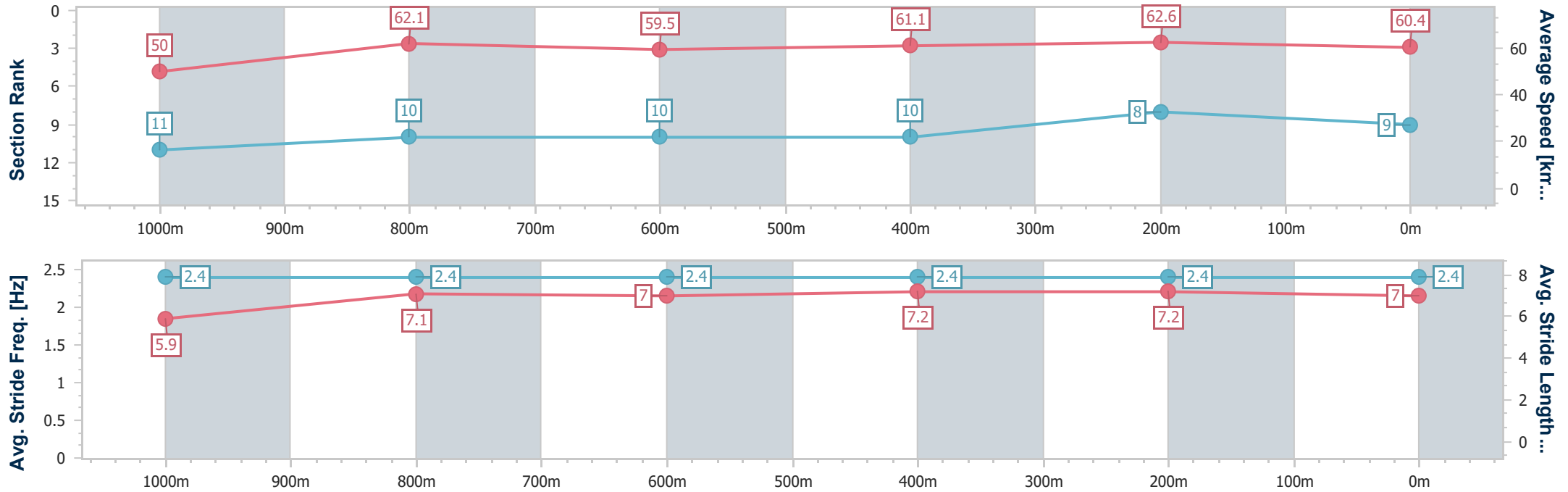
Sunshine Coast QLD Professional
Race 3: KABOOM CONCRETE PUMPING Maiden Handicap - 1200m



15 January 2023 - 13:35

Track Rating: Good 4, Weather: Overcast, Rail Position: +7m

Section	Overall	1000m	800m	600m	400m	200m
Section Times	1:13.69 [9] (0:14.43)	0:59.26 [11] (0:11.64)	0:47.62 [10] (0:12.26)	0:35.36 [10] (0:11.93)	0:23.43 [10] (0:11.52)	0:11.91 [8] (0:11.91)
Average Speed [km/h]	50.0	62.1	59.5	61.1	62.6	60.4
Top Speed [km/h]	64.5	63.9	61.1	62.6	63.3	63.4
Avg. Dist. to Rail [m]	6.6	1.7	2.2	2.3	2.3	2.9
Avg. Stride Freq. [Hz]	2.4	2.4	2.4	2.4	2.4	2.4
Avg. Stride Length [m]	5.9	7.1	7.0	7.2	7.2	7.0



- [] Ranking at each section and finish
- .-.- No data available at this section
- NA No data available



Horse/Jockey Name	Pressure And Time
Final Rank	10
Fastest Section Time (Section)	0:11.57 (400m)
Top Speed [km/h] (Section)	63.6 (1000m)
Race State	Finished



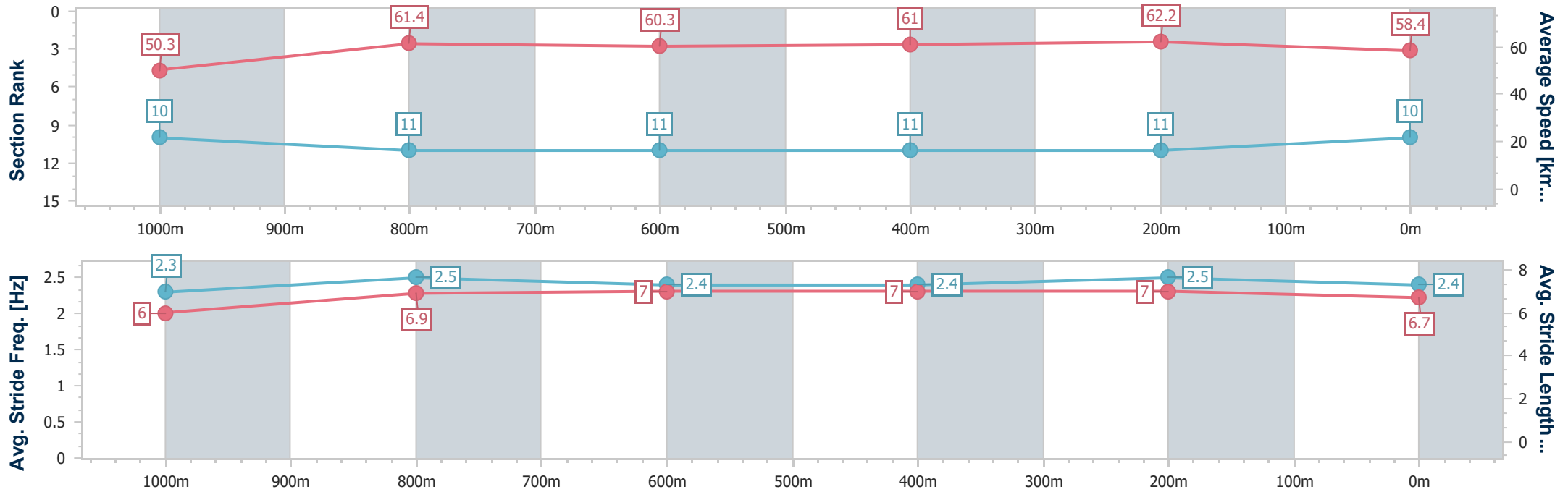
Sunshine Coast QLD Professional
Race 3: KABOOM CONCRETE PUMPING Maiden Handicap - 1200m



15 January 2023 - 13:35

Track Rating: Good 4, Weather: Overcast, Rail Position: +7m

Section	Overall	1000m	800m	600m	400m	200m
Section Times	1:14.30 [10] (0:14.34)	0:59.96 [10] (0:11.86)	0:48.10 [11] (0:12.19)	0:35.91 [11] (0:12.00)	0:23.91 [11] (0:11.57)	0:12.34 [11] (0:12.34)
Average Speed [km/h]	50.3	61.4	60.3	61.0	62.2	58.4
Top Speed [km/h]	63.2	63.6	61.2	62.2	63.4	60.7
Avg. Dist. to Rail [m]	7.0	3.3	3.6	3.1	5.1	6.2
Avg. Stride Freq. [Hz]	2.3	2.5	2.4	2.4	2.5	2.4
Avg. Stride Length [m]	6.0	6.9	7.0	7.0	7.0	6.7



- [] Ranking at each section and finish
- .-.- No data available at this section
- NA No data available



Horse/Jockey Name	The Preacher
Final Rank	11
Fastest Section Time (Section)	0:11.58 (1000m)
Top Speed [km/h] (Section)	65.6 (1000m)
Race State	Finished



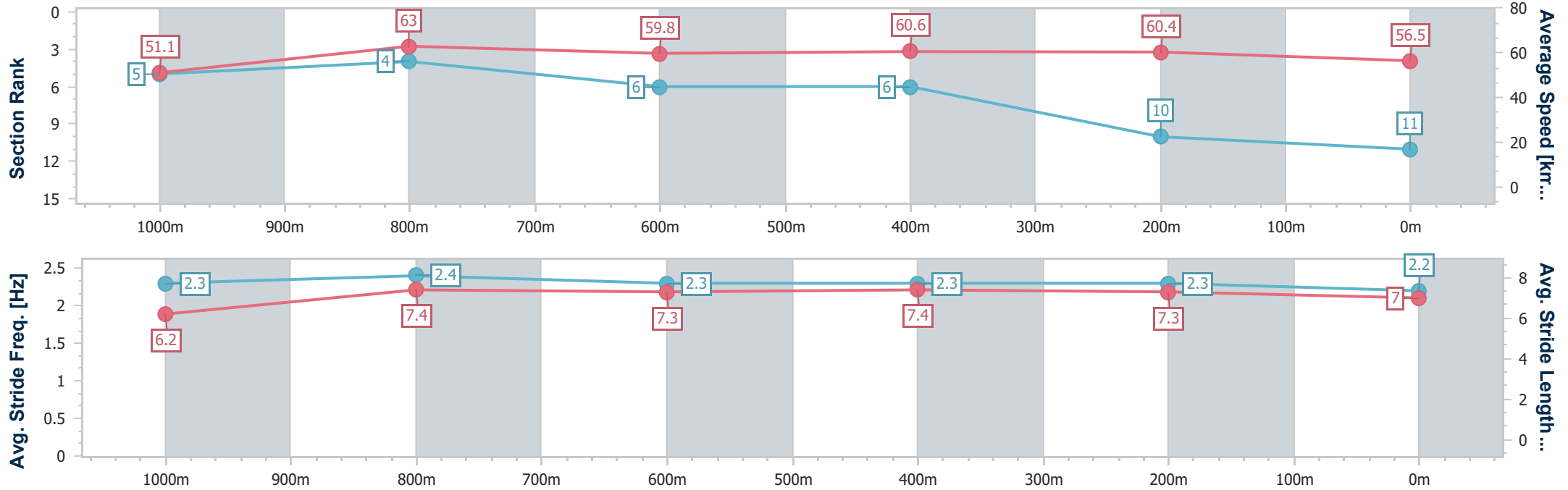
Sunshine Coast QLD Professional
Race 3: KABOOM CONCRETE PUMPING Maiden Handicap - 1200m



15 January 2023 - 13:35

Track Rating: Good 4, Weather: Overcast, Rail Position: +7m

Section	Overall	1000m	800m	600m	400m	200m
Section Times	1:14.60 [11] (0:14.11)	1:00.49 [5] (0:11.58)	0:48.91 [4] (0:12.27)	0:36.64 [6] (0:11.99)	0:24.65 [6] (0:11.90)	0:12.75 [10] (0:12.75)
Average Speed [km/h]	51.1	63.0	59.8	60.6	60.4	56.5
Top Speed [km/h]	64.6	65.6	61.3	61.1	61.5	59.4
Avg. Dist. to Rail [m]	9.9	5.3	3.3	1.5	2.6	2.5
Avg. Stride Freq. [Hz]	2.3	2.4	2.3	2.3	2.3	2.2
Avg. Stride Length [m]	6.2	7.4	7.3	7.4	7.3	7.0



- [] Ranking at each section and finish
- .-.- No data available at this section
- NA No data available