

Track Rating: Good 4, Weather: Overcast, Rail Position: +7m

Section		Overall	1600m	1400m	1200m	1000m	800m	600m	Last 600m				
Field Times		1:49.02 (0:12.52)	1:36.50 (0:11.56)	1:24.94 (0:11.98)	1:12.96 (0:12.45)	1:00.51 (0:12.56)	0:47.95 (0:12.36)	0:35.59 (0:11.75)	0:35.59				
Rank	TAB Horse/Jockey	Barrier	Top Speed [km/h]	Fastest Section									Distance Travelled [m]
1	3 OUTBURST Boris Thornton	5	63.2 Overall	0:11.55 400m	1:49.02 [1] (0:12.52)	1:36.50 [1] (0:11.56)	1:24.94 [1] (0:11.98)	1:12.96 [1] (0:12.45)	1:00.51 [1] (0:12.56)	0:47.95 [1] (0:12.36)	0:35.59 [1] (0:11.75)	0:35.59	
2	6 TAREX Kyle Wilson-Taylor	8	63.8 600m	0:11.55 400m	1:49.26 [2] (0:12.76)	1:36.50 [5] (0:11.85)	1:24.65 [6] (0:12.04)	1:12.61 [5] (0:12.52)	1:00.09 [6] (0:12.45)	0:47.64 [6] (0:12.12)	0:35.52 [5] (0:11.66)	0:35.52	+7
3	4 EARLY THOUGHTS Justin Huxtable	6	64.7 Overall	0:11.59 1600m	1:49.37 [3] (0:12.55)	1:36.82 [3] (0:11.59)	1:25.23 [2] (0:12.04)	1:13.19 [2] (0:12.41)	1:00.78 [2] (0:12.58)	0:48.20 [2] (0:12.36)	0:35.84 [2] (0:11.75)	0:35.84	+3
4	8 DAINTREE DIVA Nikita Beriman	3	63.1 400m	0:11.65 400m	1:49.39 [4] (0:12.52)	1:36.87 [2] (0:11.93)	1:24.94 [4] (0:11.98)	1:12.96 [4] (0:12.42)	1:00.54 [4] (0:12.52)	0:48.02 [4] (0:12.27)	0:35.75 [3] (0:11.74)	0:35.75	-1
5	2 LOOKS LIKE Anthony Allen	7	64.3 1600m	0:11.70 1600m	1:49.50 [5] (0:12.66)	1:36.84 [4] (0:11.70)	1:25.14 [3] (0:12.01)	1:13.13 [3] (0:12.39)	1:00.74 [3] (0:12.57)	0:48.17 [3] (0:12.35)	0:35.82 [4] (0:11.71)	0:35.82	+7
6	1 BETTER LAD Matthew Powell	4	63.4 400m	0:11.62 400m	1:49.69 [6] (0:12.78)	1:36.91 [6] (0:11.81)	1:25.10 [5] (0:12.06)	1:13.04 [6] (0:12.48)	1:00.56 [5] (0:12.39)	0:48.17 [5] (0:12.31)	0:35.86 [6] (0:11.76)	0:35.86	+2

Scratched: Roaring Thunder (#5), Vantastic (#7)



Sunshine Coast QLD Professional
Race 1: CMBM FACILITY SERVICES Class 3 Plate - 1800m
15 January 2023 - 12:24



Track Rating: Good 4, Weather: Overcast, Rail Position: +7m

Section				400m	200m			Last 600m			
Field Times				0:23.84 (0:11.55)	0:12.29 (0:12.29)			0:35.59			
Rank	TAB	Horse/Jockey	Barrier	Top Speed [km/h]	Fastest Section	Margin				Distance Travelled [m]	
1	3	OUTBURST Boris Thornton	5	63.2 Overall	0:11.55 400m	0:23.84 [1] (0:11.55)	0:12.29 [1] (0:12.29)	1:49.02		0:35.59	
2	6	TAREX Kyle Wilson-Taylor	8	63.8 600m	0:11.55 400m	0:23.86 [5] (0:11.55)	0:12.31 [4] (0:12.31)	1.3L		0:35.52	+7
3	4	EARLY THOUGHTS Justin Huxtable	6	64.7 Overall	0:11.59 1600m	0:24.09 [2] (0:11.71)	0:12.38 [2] (0:12.38)	1.8L		0:35.84	+3
4	8	DAINTREE DIVA Nikita Beriman	3	63.1 400m	0:11.65 400m	0:24.01 [3] (0:11.65)	0:12.36 [3] (0:12.36)	1.9L		0:35.75	-1
5	2	LOOKS LIKE Anthony Allen	7	64.3 1600m	0:11.70 1600m	0:24.11 [4] (0:11.82)	0:12.29 [5] (0:12.29)	2.4L		0:35.82	+7
6	1	BETTER LAD Matthew Powell	4	63.4 400m	0:11.62 400m	0:24.10 [6] (0:11.62)	0:12.48 [6] (0:12.48)	3.4L		0:35.86	+2

Scratched: Roaring Thunder (#5), Vantastic (#7)



Horse/Jockey Name	Outburst
Final Rank	1
Fastest Section Time (Section)	0:11.55 (400m)
Top Speed [km/h] (Section)	63.2 (Overall)
Race State	Finished



Sunshine Coast QLD Professional

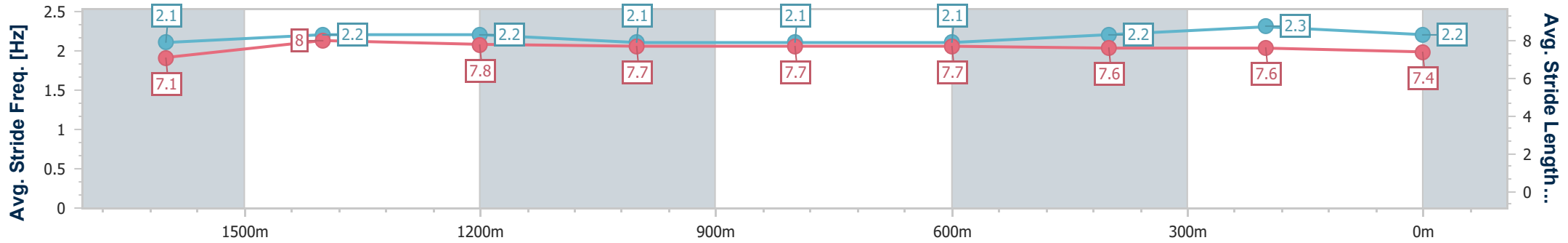
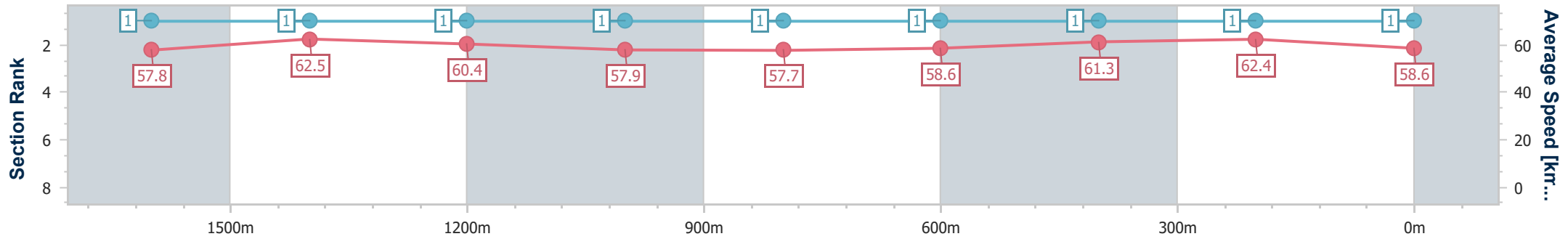
Race 1: CMBM FACILITY SERVICES Class 3 Plate - 1800m



15 January 2023 - 12:24

Track Rating: Good 4, Weather: Overcast, Rail Position: +7m

Section	Overall	1600m	1400m	1200m	1000m	800m	600m	400m	200m			
Section Times	1:49.02 [1] (0:12.52)	1:36.50 [1] (0:11.56)	1:24.94 [1] (0:11.98)	1:12.96 [1] (0:12.45)	1:00.51 [1] (0:12.56)	0:47.95 [1] (0:12.36)	0:35.59 [1] (0:11.75)	0:23.84 [1] (0:11.55)	0:12.29 [1] (0:12.29)			
Average Speed [km/h]	57.8	62.5	60.4	57.9	57.7	58.6	61.3	62.4	58.6			
Top Speed [km/h]	63.2	63.1	62.3	58.7	58.4	60.3	62.8	63.2	61.0			
Avg. Dist. to Rail [m]	3.2	1.6	1.8	2.4	1.9	1.2	0.4	0.2	0.5			
Avg. Stride Freq. [Hz]	2.1	2.2	2.2	2.1	2.1	2.1	2.2	2.3	2.2			
Avg. Stride Length [m]	7.1	8.0	7.8	7.7	7.7	7.7	7.6	7.6	7.4			



- [] Ranking at each section and finish
- .-.- No data available at this section
- NA No data available



Horse/Jockey Name	Tarex
Final Rank	2
Fastest Section Time (Section)	0:11.55 (400m)
Top Speed [km/h] (Section)	63.8 (600m)
Race State	Finished



Sunshine Coast QLD Professional

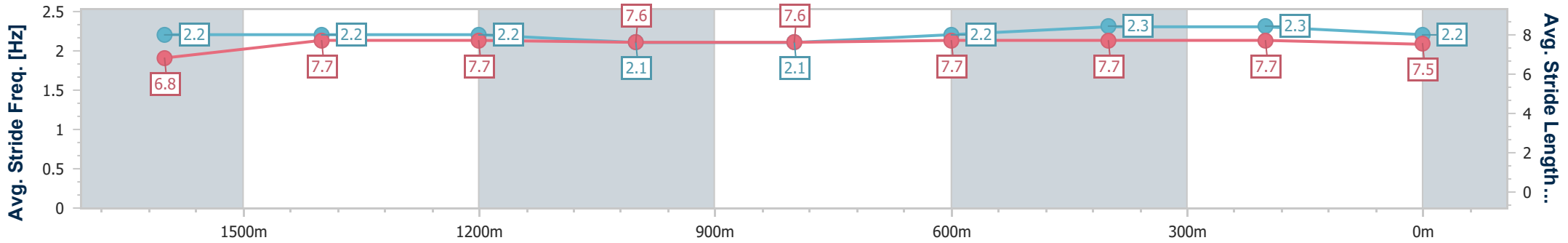
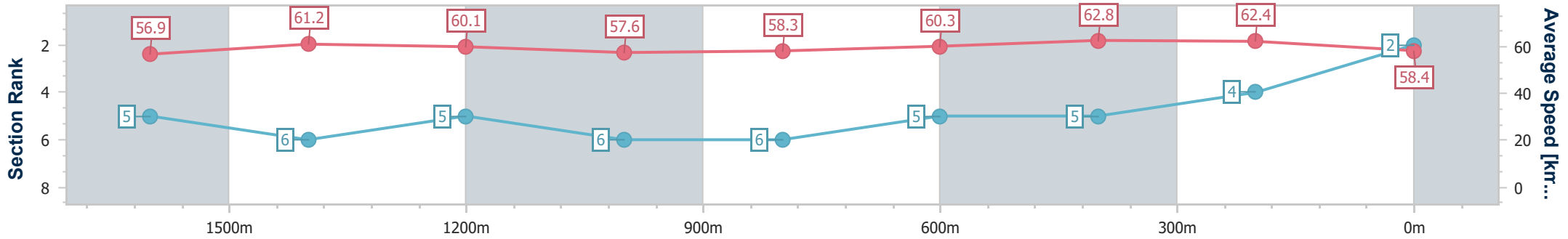
Race 1: CMBM FACILITY SERVICES Class 3 Plate - 1800m



15 January 2023 - 12:24

Track Rating: Good 4, Weather: Overcast, Rail Position: +7m

Section	Overall	1600m	1400m	1200m	1000m	800m	600m	400m	200m			
Section Times	1:49.26 [2] (0:12.76)	1:36.50 [5] (0:11.85)	1:24.65 [6] (0:12.04)	1:12.61 [5] (0:12.52)	1:00.09 [6] (0:12.45)	0:47.64 [6] (0:12.12)	0:35.52 [5] (0:11.66)	0:23.86 [5] (0:11.55)	0:12.31 [4] (0:12.31)			
Average Speed [km/h]	56.9	61.2	60.1	57.6	58.3	60.3	62.8	62.4	58.4			
Top Speed [km/h]	62.8	62.7	61.1	58.5	58.7	62.3	63.8	63.3	60.9			
Avg. Dist. to Rail [m]	5.2	2.9	2.2	2.6	2.9	2.5	3.2	4.2	3.7			
Avg. Stride Freq. [Hz]	2.2	2.2	2.2	2.1	2.1	2.2	2.3	2.3	2.2			
Avg. Stride Length [m]	6.8	7.7	7.7	7.6	7.6	7.7	7.7	7.7	7.5			



- [] Ranking at each section and finish
- .-.- No data available at this section
- NA No data available



Horse/Jockey Name	Early Thoughts
Final Rank	3
Fastest Section Time (Section)	0:11.59 (1600m)
Top Speed [km/h] (Section)	64.7 (Overall)
Race State	Finished



Sunshine Coast QLD Professional

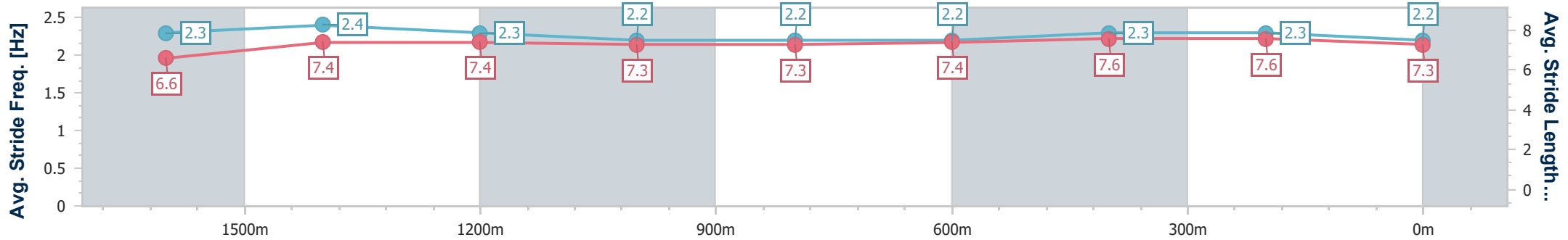
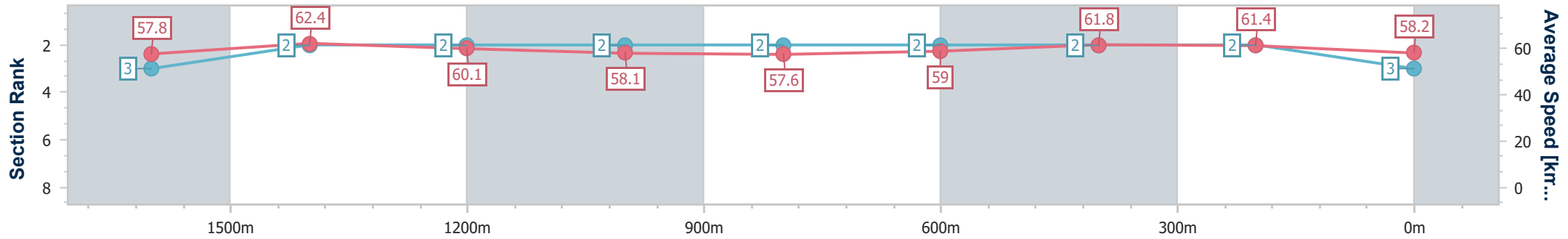
Race 1: CMBM FACILITY SERVICES Class 3 Plate - 1800m



15 January 2023 - 12:24

Track Rating: Good 4, Weather: Overcast, Rail Position: +7m

Section	Overall	1600m	1400m	1200m	1000m	800m	600m	400m	200m
Section Times	1:49.37 [3] (0:12.55)	1:36.82 [3] (0:11.59)	1:25.23 [2] (0:12.04)	1:13.19 [2] (0:12.41)	1:00.78 [2] (0:12.58)	0:48.20 [2] (0:12.36)	0:35.84 [2] (0:11.75)	0:24.09 [2] (0:11.71)	0:12.38 [2] (0:12.38)
Average Speed [km/h]	57.8	62.4	60.1	58.1	57.6	59.0	61.8	61.4	58.2
Top Speed [km/h]	64.7	64.6	61.8	58.3	58.1	60.6	63.0	63.4	59.7
Avg. Dist. to Rail [m]	3.9	1.9	1.5	1.6	2.5	2.2	1.2	0.9	0.7
Avg. Stride Freq. [Hz]	2.3	2.4	2.3	2.2	2.2	2.2	2.3	2.3	2.2
Avg. Stride Length [m]	6.6	7.4	7.4	7.3	7.3	7.4	7.6	7.6	7.3



- [] Ranking at each section and finish
- .-.- No data available at this section
- NA No data available



Horse/Jockey Name	Daintree Diva
Final Rank	4
Fastest Section Time (Section)	0:11.65 (400m)
Top Speed [km/h] (Section)	63.1 (400m)
Race State	Finished



Sunshine Coast QLD Professional

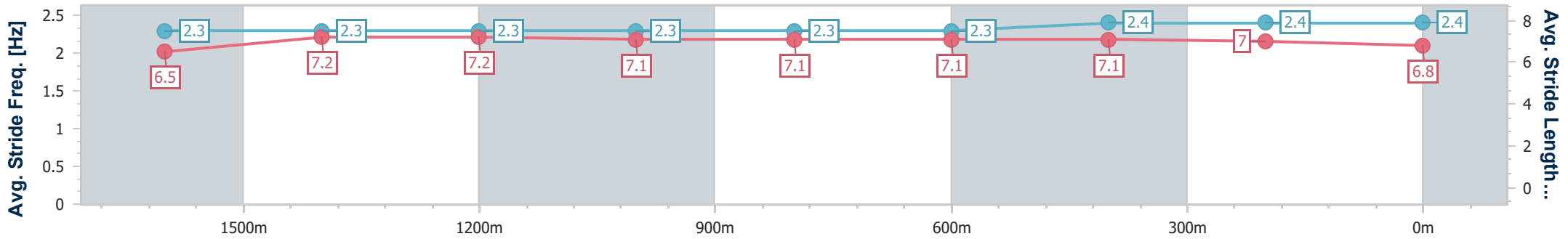
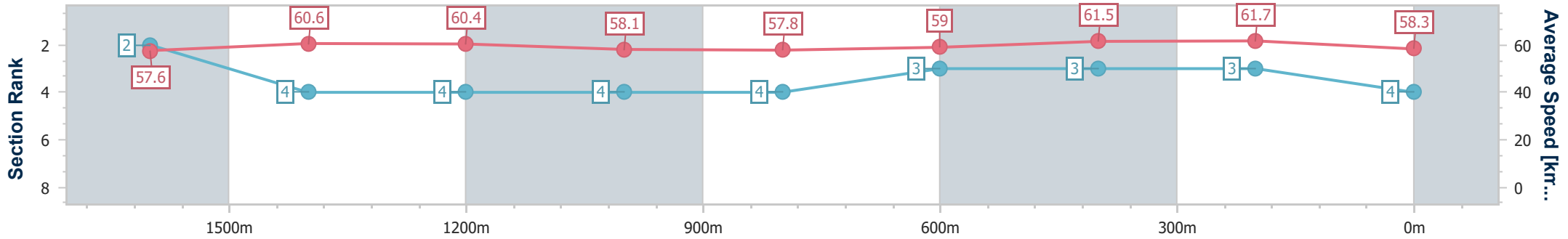
Race 1: CMBM FACILITY SERVICES Class 3 Plate - 1800m



15 January 2023 - 12:24

Track Rating: Good 4, Weather: Overcast, Rail Position: +7m

Section	Overall	1600m	1400m	1200m	1000m	800m	600m	400m	200m
Section Times	1:49.39 [4] (0:12.52)	1:36.87 [2] (0:11.93)	1:24.94 [4] (0:11.98)	1:12.96 [4] (0:12.42)	1:00.54 [4] (0:12.52)	0:48.02 [4] (0:12.27)	0:35.75 [3] (0:11.74)	0:24.01 [3] (0:11.65)	0:12.36 [3] (0:12.36)
Average Speed [km/h]	57.6	60.6	60.4	58.1	57.8	59.0	61.5	61.7	58.3
Top Speed [km/h]	61.9	62.1	61.9	59.0	58.9	60.8	62.0	63.1	60.1
Avg. Dist. to Rail [m]	1.6	1.7	1.8	2.1	1.9	1.2	0.3	0.2	0.1
Avg. Stride Freq. [Hz]	2.3	2.3	2.3	2.3	2.3	2.3	2.4	2.4	2.4
Avg. Stride Length [m]	6.5	7.2	7.2	7.1	7.1	7.1	7.1	7.0	6.8



- [] Ranking at each section and finish
- .-.- No data available at this section
- NA No data available



Horse/Jockey Name	Looks Like
Final Rank	5
Fastest Section Time (Section)	0:11.70 (1600m)
Top Speed [km/h] (Section)	64.3 (1600m)
Race State	Finished



Sunshine Coast QLD Professional

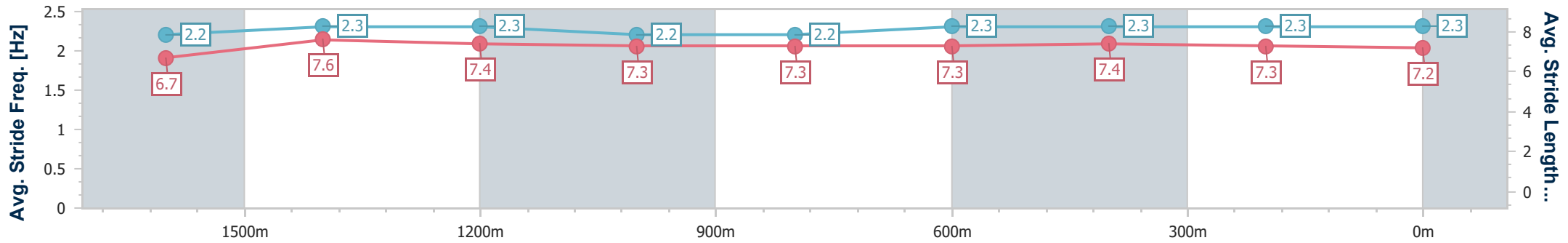
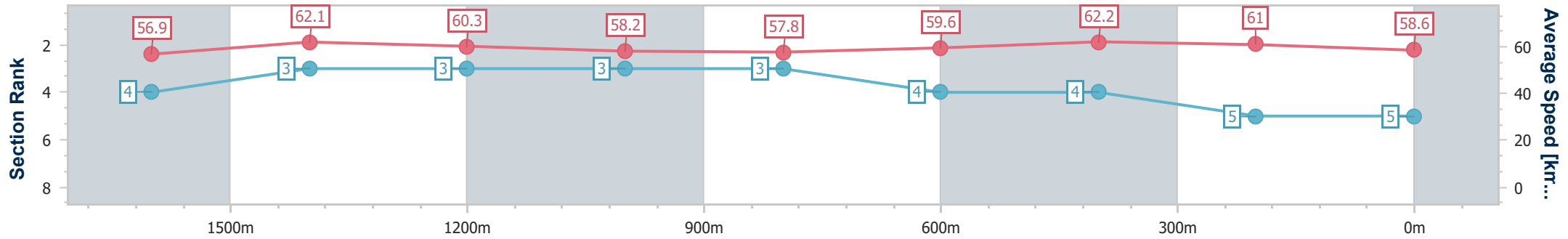
Race 1: CMBM FACILITY SERVICES Class 3 Plate - 1800m



15 January 2023 - 12:24

Track Rating: Good 4, Weather: Overcast, Rail Position: +7m

Section	Overall	1600m	1400m	1200m	1000m	800m	600m	400m	200m			
Section Times	1:49.50 [5] (0:12.66)	1:36.84 [4] (0:11.70)	1:25.14 [3] (0:12.01)	1:13.13 [3] (0:12.39)	1:00.74 [3] (0:12.57)	0:48.17 [3] (0:12.35)	0:35.82 [4] (0:11.71)	0:24.11 [4] (0:11.82)	0:12.29 [5] (0:12.29)			
Average Speed [km/h]	56.9	62.1	60.3	58.2	57.8	59.6	62.2	61.0	58.6			
Top Speed [km/h]	64.2	64.3	61.6	58.7	58.5	61.1	62.9	62.6	60.1			
Avg. Dist. to Rail [m]	4.4	3.3	2.8	3.4	3.3	3.5	2.3	1.9	3.2			
Avg. Stride Freq. [Hz]	2.2	2.3	2.3	2.2	2.2	2.3	2.3	2.3	2.3			
Avg. Stride Length [m]	6.7	7.6	7.4	7.3	7.3	7.3	7.4	7.3	7.2			



- [] Ranking at each section and finish
- .-.- No data available at this section
- NA No data available



Horse/Jockey Name	Better Lad
Final Rank	6
Fastest Section Time (Section)	0:11.62 (400m)
Top Speed [km/h] (Section)	63.4 (400m)
Race State	Finished



Sunshine Coast QLD Professional

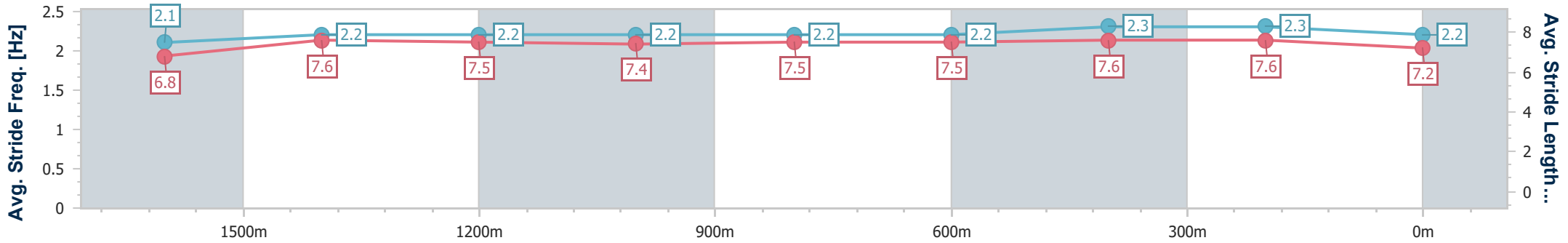
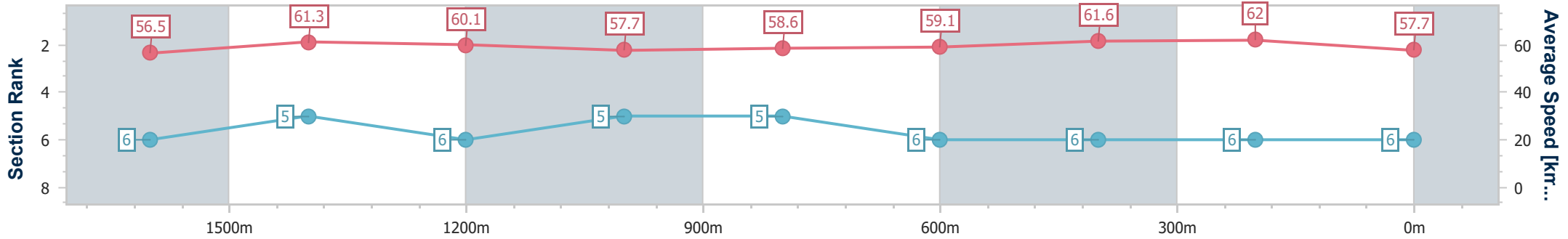
Race 1: CMBM FACILITY SERVICES Class 3 Plate - 1800m



15 January 2023 - 12:24

Track Rating: Good 4, Weather: Overcast, Rail Position: +7m

Section	Overall	1600m	1400m	1200m	1000m	800m	600m	400m	200m			
Section Times	1:49.69 [6] (0:12.78)	1:36.91 [6] (0:11.81)	1:25.10 [5] (0:12.06)	1:13.04 [6] (0:12.48)	1:00.56 [5] (0:12.39)	0:48.17 [5] (0:12.31)	0:35.86 [6] (0:11.76)	0:24.10 [6] (0:11.62)	0:12.48 [6] (0:12.48)			
Average Speed [km/h]	56.5	61.3	60.1	57.7	58.6	59.1	61.6	62.0	57.7			
Top Speed [km/h]	61.6	62.6	61.2	58.7	59.2	60.8	62.4	63.4	60.3			
Avg. Dist. to Rail [m]	2.5	2.4	2.3	2.0	2.0	1.9	1.2	0.8	1.3			
Avg. Stride Freq. [Hz]	2.1	2.2	2.2	2.2	2.2	2.2	2.3	2.3	2.2			
Avg. Stride Length [m]	6.8	7.6	7.5	7.4	7.5	7.5	7.6	7.6	7.2			



- [] Ranking at each section and finish
- .-.- No data available at this section
- NA No data available