



Sunshine Coast QLD Professional

Race 5: PARKLANDS TAVERN Maiden Handicap - 1400m

08 January 2023 - 15:26



Track Rating: Good 4, Weather: Fine, Rail Position: +5m Entire

| Section | | Field Times | | | | | | | | | | Last 600m | |
|---------|-----|---|----------------------|----------------------|----------------------|---------------------------|---------------------------|---------------------------|---------------------------|---------------------------|---------------------------|------------------------|----|
| | | Overall | 1200m | 1000m | 800m | 600m | 400m | | | | | | |
| | | 1:25.67 (0:14.00) | 1:11.67 (0:11.88) | 0:59.79 (0:12.39) | 0:47.40 (0:12.18) | 0:35.22 (0:11.76) | 0:23.46 (0:11.35) | 0:35.22 | | | | | |
| Rank | TAB | Horse/Jockey | Barrier | Top Speed [km/h] | Fastest Section | | | | | | | Distance Travelled [m] | |
| 1 | 4 | SATELLITE SPIRIT Stephanie Thornton | 9 | 64.4 400m | 0:11.35 400m | 1:25.67 [1] (0:14.00) | 1:11.67 [1] (0:11.88) | 0:59.79 [2] (0:12.39) | 0:47.40 [1] (0:12.18) | 0:35.22 [1] (0:11.76) | 0:23.46 [1] (0:11.35) | 0:35.22 | |
| 2 | 12 | ANATINI Michael Cahill | 3 | 65.2 400m | 0:11.26 400m | 1:25.69 [2] (0:14.21) | 1:11.48 [4] (0:11.99) | 0:59.49 [4] (0:12.44) | 0:47.05 [4] (0:12.14) | 0:34.91 [4] (0:11.71) | 0:23.20 [4] (0:11.26) | 0:34.91 | -5 |
| 3 | 6 | DEAL AN ACE Justin Huxtable | 19 | 67.6 400m | 0:10.82 400m | 1:25.77 [3] (0:15.08) | 1:10.69 [14] (0:12.35) | 0:58.34 [14] (0:12.35) | 0:45.99 [12] (0:12.04) | 0:33.95 [12] (0:11.48) | 0:22.47 [11] (0:10.82) | 0:33.95 | +0 |
| 4 | 3 | LADY VALENTINE Tiffani Brooker | 1 | 65.6 400m | 0:11.37 400m | 1:26.05 [4] (0:14.46) | 1:11.59 [6] (0:12.02) | 0:59.57 [7] (0:12.47) | 0:47.10 [7] (0:12.15) | 0:34.95 [6] (0:11.64) | 0:23.31 [6] (0:11.37) | 0:34.95 | -1 |
| 5 | 9 | STAR PRINCE Nikita Beriman | 11 | 64.9 400m | 0:11.41 400m | 1:26.14 [5] (0:14.21) | 1:11.93 [3] (0:11.85) | 1:00.08 [3] (0:12.40) | 0:47.68 [3] (0:12.24) | 0:35.44 [3] (0:11.78) | 0:23.66 [3] (0:11.41) | 0:35.44 | +2 |
| 6 | 16 | ZURI ZURI Anthony Allen | 2 | 66.9 400m | 0:11.10 400m | 1:26.18 [6] (0:14.50) | 1:11.68 [7] (0:12.09) | 0:59.59 [8] (0:12.60) | 0:46.99 [9] (0:12.13) | 0:34.86 [9] (0:11.82) | 0:23.04 [9] (0:11.10) | 0:34.86 | -3 |
| 7 | 1 | KATDEEL Martin Harley | 5 | 65.9 400m | 0:11.40 400m | 1:26.44 [7] (0:14.52) | 1:11.92 [8] (0:11.77) | 1:00.15 [5] (0:12.39) | 0:47.76 [5] (0:12.25) | 0:35.51 [5] (0:11.79) | 0:23.72 [5] (0:11.40) | 0:35.51 | +3 |
| 8 | 21 | DESTINATION SYDNEY Karl Zechner | 10 | 62.7 400m | 0:11.63 400m | 1:26.48 [8] (0:14.14) | 1:12.34 [2] (0:11.74) | 1:00.60 [1] (0:12.44) | 0:48.16 [2] (0:12.23) | 0:35.93 [2] (0:11.82) | 0:24.11 [2] (0:11.63) | 0:35.93 | -6 |
| 9 | 14 | QUEEN LUWELL Wendy Peel | 8 | 64.6 400m | 0:11.35 400m | 1:26.61 [9] (0:14.30) | 1:12.31 [5] (0:12.03) | 1:00.28 [6] (0:12.61) | 0:47.67 [6] (0:12.31) | 0:35.36 [8] (0:11.78) | 0:23.58 [8] (0:11.35) | 0:35.36 | +2 |
| 10 | 13 | MODELE Sean Cormack | 13 | 65.2 400m | 0:11.23 400m | 1:26.81 [10] (0:14.97) | 1:11.84 [13] (0:12.39) | 0:59.45 [13] (0:12.60) | 0:46.85 [14] (0:12.00) | 0:34.85 [13] (0:11.48) | 0:23.37 [12] (0:11.23) | 0:34.85 | +4 |

Scratched: Talantino (#11), My Dog Diesel (#17), Dedicated Few (#20), Conti (#5), Not A Fat Boy (#7), She Shall Rule (#15), Beauregard (#8)

[] Ranking at each section and finish
 -:-:- No data available at this section
 NA No data available

SCN Saddle cloth number
 DNF Did not finish
 DNT Did not track



Sunshine Coast QLD Professional

Race 5: PARKLANDS TAVERN Maiden Handicap - 1400m

08 January 2023 - 15:26



Track Rating: Good 4, Weather: Fine, Rail Position: +5m Entire

| Section | | Overall | 1200m | 1000m | 800m | 600m | 400m | Last 600m | | | | |
|-------------|--|----------------------|----------------------|----------------------|---------------------------|---------------------------|---------------------------|---------------------------|---------------------------|---------------------------|---------|----|
| Field Times | | 1:25.67 (0:14.00) | 1:11.67 (0:11.88) | 0:59.79 (0:12.39) | 0:47.40 (0:12.18) | 0:35.22 (0:11.76) | 0:23.46 (0:11.35) | 0:35.22 | | | | |
| Rank | TAB Horse/Jockey | Barrier | Top Speed [km/h] | Fastest Section | Distance Travelled [m] | | | | | | | |
| 11 | 18 CHANCE AT MIDNIGHT Morgan Butler | 20 | 65.0 600m | 0:11.49 400m | 1:26.87 [11] (0:14.76) | 1:12.11 [9] (0:11.90) | 1:00.21 [9] (0:12.40) | 0:47.81 [8] (0:12.19) | 0:35.62 [7] (0:11.54) | 0:24.08 [7] (0:11.49) | 0:35.62 | +3 |
| 12 | 19 SEA KISSED Adin Thompson | 7 | 64.7 400m | 0:11.38 400m | 1:27.04 [12] (0:14.82) | 1:12.22 [10] (0:12.36) | 0:59.86 [12] (0:12.73) | 0:47.13 [13] (0:12.14) | 0:34.99 [14] (0:11.54) | 0:23.45 [14] (0:11.38) | 0:34.99 | -3 |
| 13 | 10 PERFECT IMPACT Samantha Collett | 6 | 63.3 Overall | 0:11.85 400m | 1:27.93 [13] (0:14.82) | 1:13.11 [11] (0:12.21) | 1:00.90 [11] (0:12.52) | 0:48.38 [11] (0:12.09) | 0:36.29 [11] (0:11.92) | 0:24.37 [13] (0:11.85) | 0:36.29 | -3 |
| 14 | 2 MATAMAN Craig Robertson | 12 | 63.3 800m | 0:11.77 600m | 1:28.24 [14] (0:14.88) | 1:13.36 [12] (0:12.12) | 1:01.24 [10] (0:12.41) | 0:48.83 [10] (0:12.07) | 0:36.76 [10] (0:11.77) | 0:24.99 [10] (0:11.82) | 0:36.76 | +2 |

Scratched: Talantino (#11), My Dog Diesel (#17), Dedicated Few (#20), Conti (#5), Not A Fat Boy (#7), She Shall Rule (#15), Beauregard (#8)

[] Ranking at each section and finish
 -:-:-:- No data available at this section
 NA No data available

SCN Saddle cloth number
 DNF Did not finish
 DNT Did not track



Sunshine Coast QLD Professional

Race 5: PARKLANDS TAVERN Maiden Handicap - 1400m

08 January 2023 - 15:26



Track Rating: Good 4, Weather: Fine, Rail Position: +5m Entire

| Section | | | | 200m | | | | Last 600m | |
|-------------|-----|---|---------|----------------------|-----------------|---------------------------|---------|-----------|------------------------|
| Field Times | | | | 0:12.11 (0:12.11) | | | | 0:35.22 | |
| Rank | TAB | Horse/Jockey | Barrier | Top Speed [km/h] | Fastest Section | Margin | | | Distance Travelled [m] |
| 1 | 4 | SATELLITE SPIRIT Stephanie Thornton | 9 | 64.4 400m | 0:11.35 400m | 0:12.11 [1] (0:12.11) | 1:25.67 | | 0:35.22 |
| 2 | 12 | ANATINI Michael Cahill | 3 | 65.2 400m | 0:11.26 400m | 0:11.94 [2] (0:11.94) | 0.1L | | 0:34.91 -5 |
| 3 | 6 | DEAL AN ACE Justin Huxtable | 19 | 67.6 400m | 0:10.82 400m | 0:11.65 [7] (0:11.65) | 0.4L | | 0:33.95 +0 |
| 4 | 3 | LADY VALENTINE Tiffani Brooker | 1 | 65.6 400m | 0:11.37 400m | 0:11.94 [5] (0:11.94) | 1.9L | | 0:34.95 -1 |
| 5 | 9 | STAR PRINCE Nikita Beriman | 11 | 64.9 400m | 0:11.41 400m | 0:12.25 [3] (0:12.25) | 2.3L | | 0:35.44 +2 |
| 6 | 16 | ZURI ZURI Anthony Allen | 2 | 66.9 400m | 0:11.10 400m | 0:11.94 [8] (0:11.94) | 2.5L | | 0:34.86 -3 |
| 7 | 1 | KATDEEL Martin Harley | 5 | 65.9 400m | 0:11.40 400m | 0:12.32 [6] (0:12.32) | 4L | | 0:35.51 +3 |
| 8 | 21 | DESTINATION SYDNEY Karl Zechner | 10 | 62.7 400m | 0:11.63 400m | 0:12.48 [4] (0:12.48) | 4.2L | | 0:35.93 -6 |
| 9 | 14 | QUEEN LUWELL Wendy Peel | 8 | 64.6 400m | 0:11.35 400m | 0:12.23 [10] (0:12.23) | 4.7L | | 0:35.36 +2 |
| 10 | 13 | MODELE Sean Cormack | 13 | 65.2 400m | 0:11.23 400m | 0:12.14 [11] (0:12.14) | 5.7L | | 0:34.85 +4 |

Scratched: Talantino (#11), My Dog Diesel (#17), Dedicated Few (#20), Conti (#5), Not A Fat Boy (#7), She Shall Rule (#15), Beauregard (#8)

[] Ranking at each section and finish
 -:-:- No data available at this section
 NA No data available

SCN Saddle cloth number
 DNF Did not finish
 DNT Did not track



Sunshine Coast QLD Professional

Race 5: PARKLANDS TAVERN Maiden Handicap - 1400m

08 January 2023 - 15:26



Track Rating: Good 4, Weather: Fine, Rail Position: +5m Entire

| Section | | | | 200m | | | | Last 600m | | |
|-------------|-----|--|---------|----------------------|-----------------|---------------------------|-------|-----------|------------------------|----|
| Field Times | | | | 0:12.11 (0:12.11) | | | | 0:35.22 | | |
| Rank | TAB | Horse/Jockey | Barrier | Top Speed [km/h] | Fastest Section | Margin | | | Distance Travelled [m] | |
| 11 | 18 | CHANCE AT MIDNIGHT Morgan Butler | 20 | 65.0 600m | 0:11.49 400m | 0:12.59 [9] (0:12.59) | 6L | | 0:35.62 | +3 |
| 12 | 19 | SEA KISSED Adin Thompson | 7 | 64.7 400m | 0:11.38 400m | 0:12.07 [12] (0:12.07) | 6.8L | | 0:34.99 | -3 |
| 13 | 10 | PERFECT IMPACT Samantha Collett | 6 | 63.3 Overall | 0:11.85 400m | 0:12.52 [14] (0:12.52) | 12.1L | | 0:36.29 | -3 |
| 14 | 2 | MATAMAN Craig Robertson | 12 | 63.3 800m | 0:11.77 600m | 0:13.17 [13] (0:13.17) | 13.9L | | 0:36.76 | +2 |

Scratched: Talantino (#11), My Dog Diesel (#17), Dedicated Few (#20), Conti (#5), Not A Fat Boy (#7), She Shall Rule (#15), Beauregard (#8)

[] Ranking at each section and finish
 -:-:-:- No data available at this section
 NA No data available

SCN Saddle cloth number
 DNF Did not finish
 DNT Did not track



| | |
|--------------------------------|------------------|
| Horse/Jockey Name | Satellite Spirit |
| Final Rank | 1 |
| Fastest Section Time (Section) | 0:11.35 (400m) |
| Top Speed [km/h] (Section) | 64.4 (400m) |
| Race State | Finished |



Sunshine Coast QLD Professional

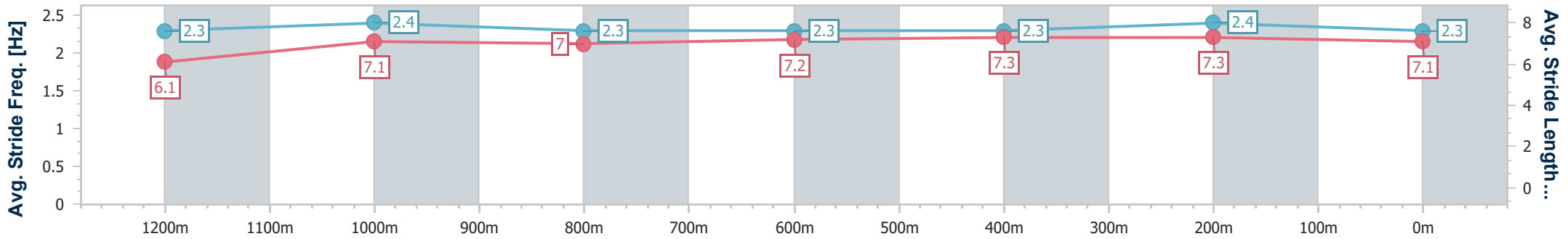
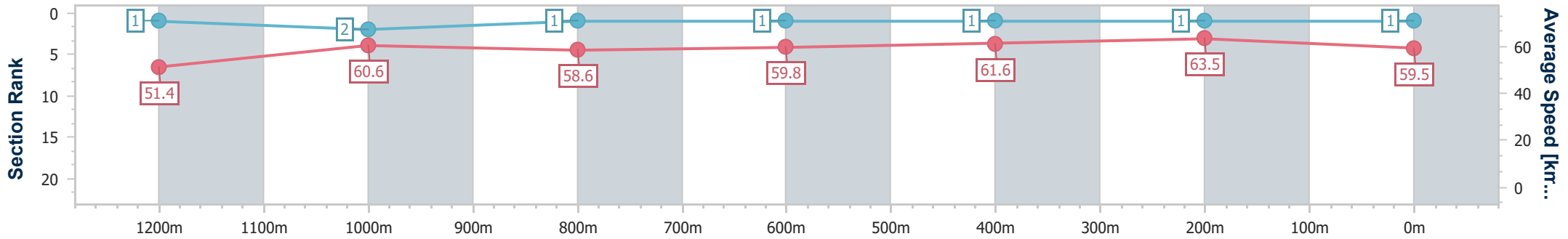
Race 5: PARKLANDS TAVERN Maiden Handicap - 1400m



08 January 2023 - 15:26

Track Rating: Good 4, Weather: Fine, Rail Position: +5m Entire

| Section | Overall | 1200m | 1000m | 800m | 600m | 400m | 200m |
|------------------------|--------------------------|--------------------------|--------------------------|--------------------------|--------------------------|--------------------------|--------------------------|
| Section Times | 1:25.67 [1] (0:14.00) | 1:11.67 [1] (0:11.88) | 0:59.79 [2] (0:12.39) | 0:47.40 [1] (0:12.18) | 0:35.22 [1] (0:11.76) | 0:23.46 [1] (0:11.35) | 0:12.11 [1] (0:12.11) |
| Average Speed [km/h] | 51.4 | 60.6 | 58.6 | 59.8 | 61.6 | 63.5 | 59.5 |
| Top Speed [km/h] | 62.1 | 61.9 | 60.3 | 60.7 | 63.9 | 64.4 | 61.6 |
| Avg. Dist. to Rail [m] | 7.8 | 2.4 | 2.9 | 2.0 | 1.3 | 2.8 | 4.6 |
| Avg. Stride Freq. [Hz] | 2.3 | 2.4 | 2.3 | 2.3 | 2.3 | 2.4 | 2.3 |
| Avg. Stride Length [m] | 6.1 | 7.1 | 7.0 | 7.2 | 7.3 | 7.3 | 7.1 |



- [] Ranking at each section and finish
- .-.- No data available at this section
- NA No data available



| | |
|--------------------------------|----------------|
| Horse/Jockey Name | Anatini |
| Final Rank | 2 |
| Fastest Section Time (Section) | 0:11.26 (400m) |
| Top Speed [km/h] (Section) | 65.2 (400m) |
| Race State | Finished |



Sunshine Coast QLD Professional

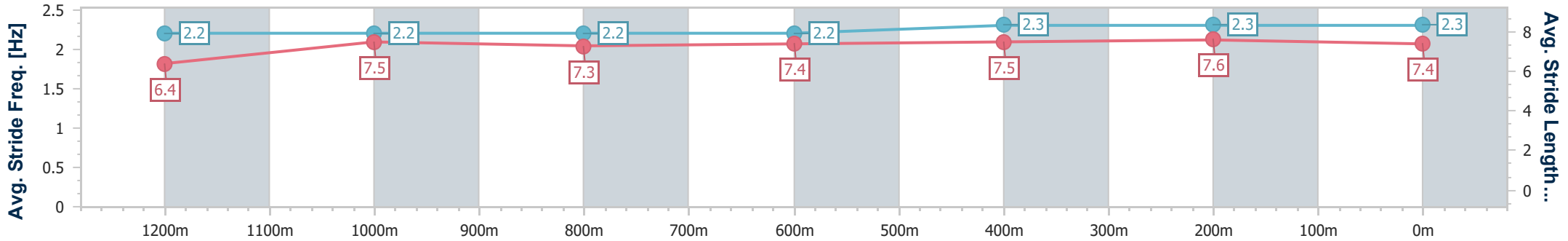
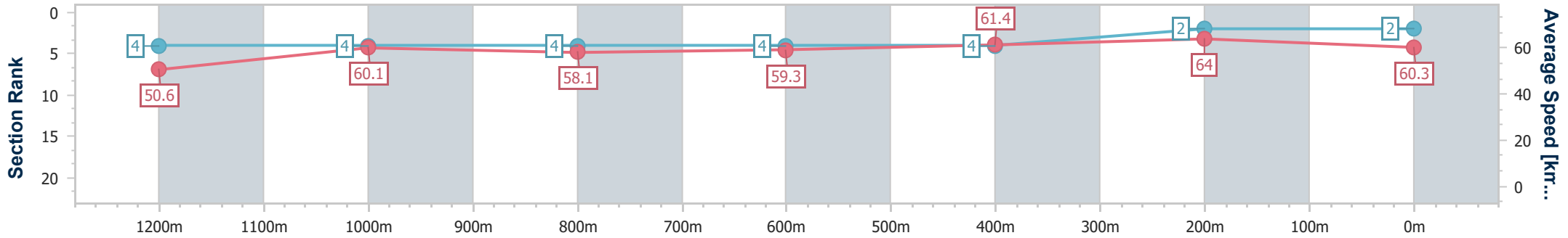
Race 5: PARKLANDS TAVERN Maiden Handicap - 1400m



08 January 2023 - 15:26

Track Rating: Good 4, Weather: Fine, Rail Position: +5m Entire

| Section | Overall | 1200m | 1000m | 800m | 600m | 400m | 200m |
|------------------------|--------------------------|--------------------------|--------------------------|--------------------------|--------------------------|--------------------------|--------------------------|
| Section Times | 1:25.69 [2] (0:14.21) | 1:11.48 [4] (0:11.99) | 0:59.49 [4] (0:12.44) | 0:47.05 [4] (0:12.14) | 0:34.91 [4] (0:11.71) | 0:23.20 [4] (0:11.26) | 0:11.94 [2] (0:11.94) |
| Average Speed [km/h] | 50.6 | 60.1 | 58.1 | 59.3 | 61.4 | 64.0 | 60.3 |
| Top Speed [km/h] | 61.1 | 60.6 | 59.5 | 61.4 | 62.9 | 65.2 | 62.9 |
| Avg. Dist. to Rail [m] | 4.0 | 1.4 | 1.4 | 0.6 | 0.3 | 0.4 | 2.2 |
| Avg. Stride Freq. [Hz] | 2.2 | 2.2 | 2.2 | 2.2 | 2.3 | 2.3 | 2.3 |
| Avg. Stride Length [m] | 6.4 | 7.5 | 7.3 | 7.4 | 7.5 | 7.6 | 7.4 |



- [] Ranking at each section and finish
- .-.-.- No data available at this section
- NA No data available



| | |
|--------------------------------|----------------|
| Horse/Jockey Name | Deal An Ace |
| Final Rank | 3 |
| Fastest Section Time (Section) | 0:10.82 (400m) |
| Top Speed [km/h] (Section) | 67.6 (400m) |
| Race State | Finished |



Sunshine Coast QLD Professional

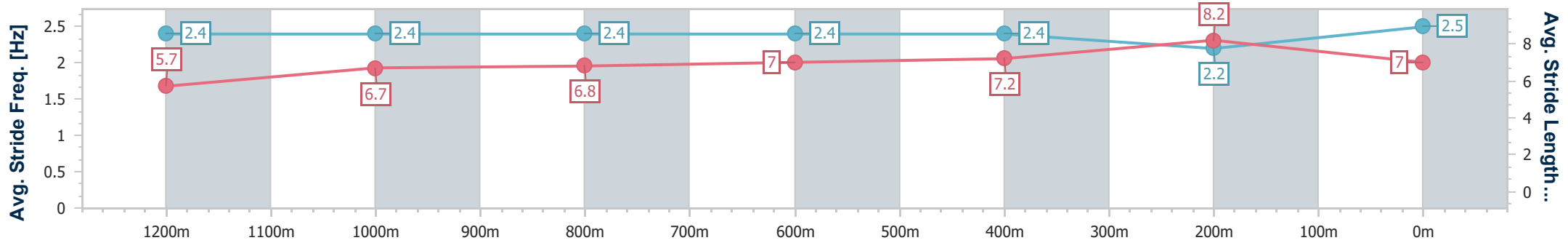
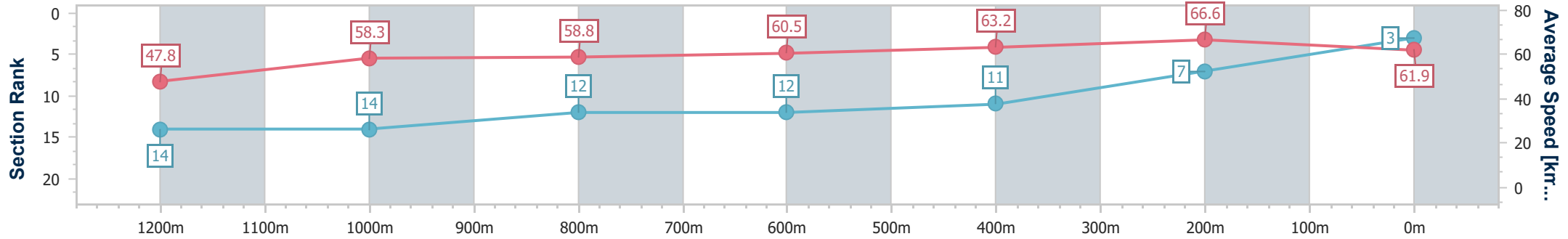
Race 5: PARKLANDS TAVERN Maiden Handicap - 1400m



08 January 2023 - 15:26

Track Rating: Good 4, Weather: Fine, Rail Position: +5m Entire

| Section | Overall | 1200m | 1000m | 800m | 600m | 400m | 200m |
|------------------------|--------------------------|---------------------------|---------------------------|---------------------------|---------------------------|---------------------------|--------------------------|
| Section Times | 1:25.77 [3] (0:15.08) | 1:10.69 [14] (0:12.35) | 0:58.34 [14] (0:12.35) | 0:45.99 [12] (0:12.04) | 0:33.95 [12] (0:11.48) | 0:22.47 [11] (0:10.82) | 0:11.65 [7] (0:11.65) |
| Average Speed [km/h] | 47.8 | 58.3 | 58.8 | 60.5 | 63.2 | 66.6 | 61.9 |
| Top Speed [km/h] | 58.8 | 60.2 | 62.2 | 63.4 | 66.6 | 67.6 | 65.4 |
| Avg. Dist. to Rail [m] | 11.1 | 4.6 | 3.9 | 2.0 | 1.5 | 1.1 | 1.8 |
| Avg. Stride Freq. [Hz] | 2.4 | 2.4 | 2.4 | 2.4 | 2.4 | 2.2 | 2.5 |
| Avg. Stride Length [m] | 5.7 | 6.7 | 6.8 | 7.0 | 7.2 | 8.2 | 7.0 |



- [] Ranking at each section and finish
- .-.- No data available at this section
- NA No data available



| | |
|--------------------------------|----------------|
| Horse/Jockey Name | Lady Valentine |
| Final Rank | 4 |
| Fastest Section Time (Section) | 0:11.37 (400m) |
| Top Speed [km/h] (Section) | 65.6 (400m) |
| Race State | Finished |



Sunshine Coast QLD Professional

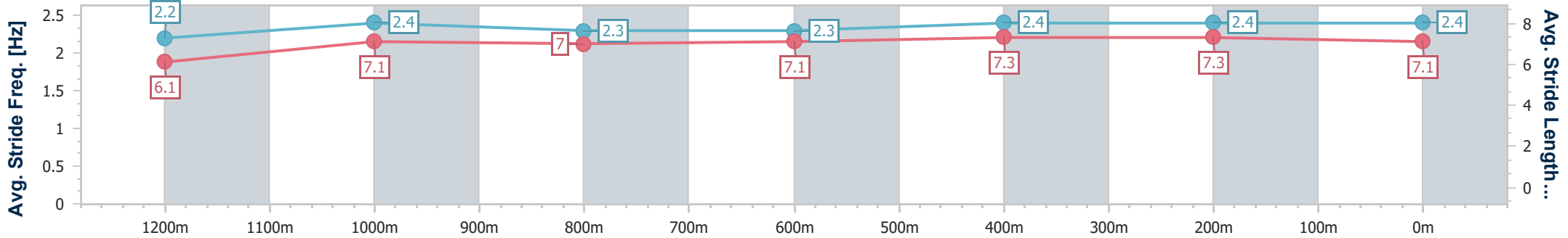
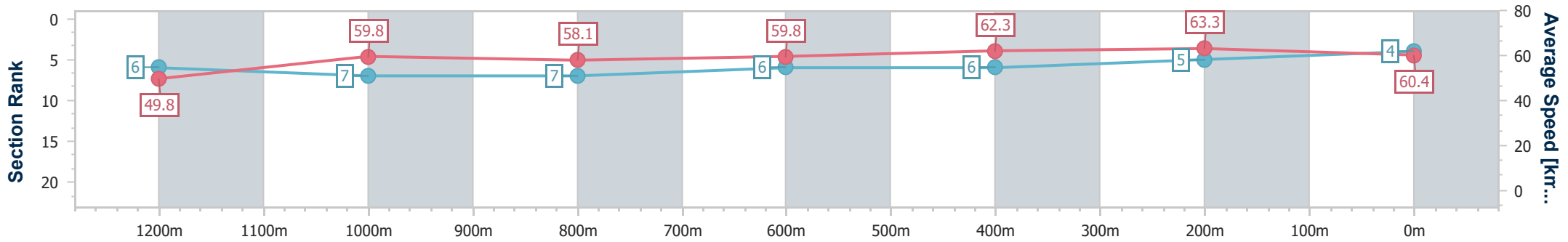
Race 5: PARKLANDS TAVERN Maiden Handicap - 1400m



08 January 2023 - 15:26

Track Rating: Good 4, Weather: Fine, Rail Position: +5m Entire

| Section | Overall | 1200m | 1000m | 800m | 600m | 400m | 200m |
|------------------------|--------------------------|--------------------------|--------------------------|--------------------------|--------------------------|--------------------------|--------------------------|
| Section Times | 1:26.05 [4] (0:14.46) | 1:11.59 [6] (0:12.02) | 0:59.57 [7] (0:12.47) | 0:47.10 [7] (0:12.15) | 0:34.95 [6] (0:11.64) | 0:23.31 [6] (0:11.37) | 0:11.94 [5] (0:11.94) |
| Average Speed [km/h] | 49.8 | 59.8 | 58.1 | 59.8 | 62.3 | 63.3 | 60.4 |
| Top Speed [km/h] | 61.4 | 61.6 | 61.1 | 61.5 | 64.9 | 65.6 | 61.8 |
| Avg. Dist. to Rail [m] | 2.3 | 2.2 | 2.3 | 1.7 | 1.1 | 2.7 | 5.6 |
| Avg. Stride Freq. [Hz] | 2.2 | 2.4 | 2.3 | 2.3 | 2.4 | 2.4 | 2.4 |
| Avg. Stride Length [m] | 6.1 | 7.1 | 7.0 | 7.1 | 7.3 | 7.3 | 7.1 |



- [] Ranking at each section and finish
- .-.- No data available at this section
- NA No data available



| | |
|--------------------------------|----------------|
| Horse/Jockey Name | Star Prince |
| Final Rank | 5 |
| Fastest Section Time (Section) | 0:11.41 (400m) |
| Top Speed [km/h] (Section) | 64.9 (400m) |
| Race State | Finished |



Sunshine Coast QLD Professional

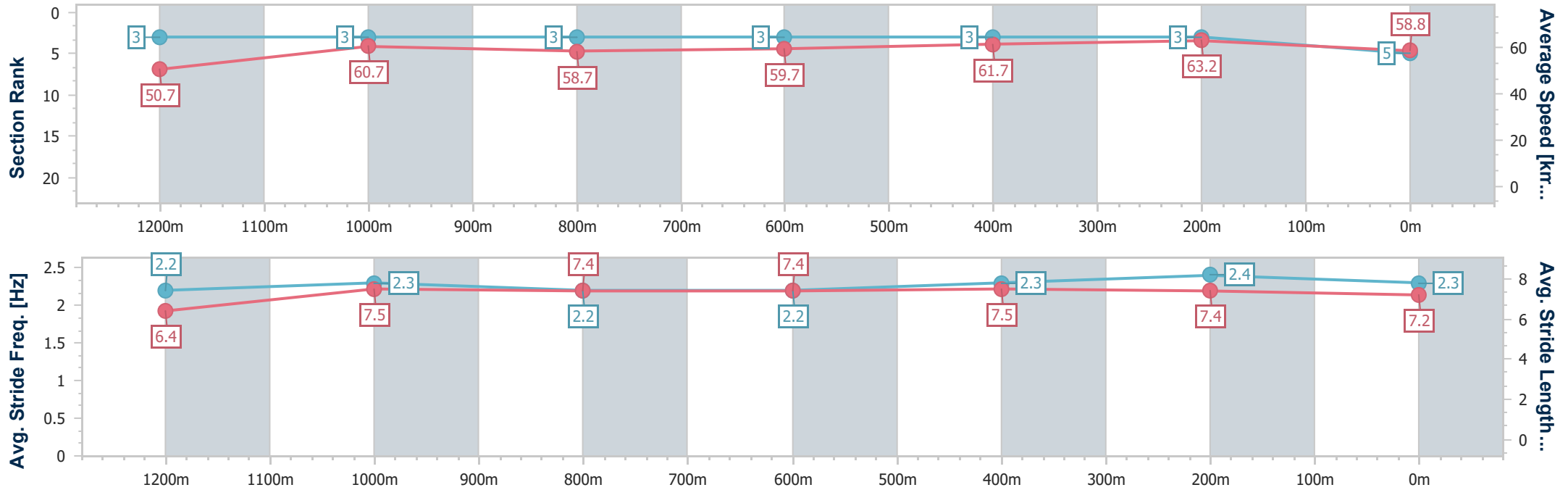
Race 5: PARKLANDS TAVERN Maiden Handicap - 1400m



08 January 2023 - 15:26

Track Rating: Good 4, Weather: Fine, Rail Position: +5m Entire

| Section | Overall | 1200m | 1000m | 800m | 600m | 400m | 200m |
|------------------------|--------------------------|--------------------------|--------------------------|--------------------------|--------------------------|--------------------------|--------------------------|
| Section Times | 1:26.14 [5] (0:14.21) | 1:11.93 [3] (0:11.85) | 1:00.08 [3] (0:12.40) | 0:47.68 [3] (0:12.24) | 0:35.44 [3] (0:11.78) | 0:23.66 [3] (0:11.41) | 0:12.25 [3] (0:12.25) |
| Average Speed [km/h] | 50.7 | 60.7 | 58.7 | 59.7 | 61.7 | 63.2 | 58.8 |
| Top Speed [km/h] | 64.1 | 63.4 | 60.7 | 61.4 | 63.7 | 64.9 | 61.1 |
| Avg. Dist. to Rail [m] | 9.9 | 3.4 | 3.9 | 2.4 | 1.7 | 3.7 | 4.2 |
| Avg. Stride Freq. [Hz] | 2.2 | 2.3 | 2.2 | 2.2 | 2.3 | 2.4 | 2.3 |
| Avg. Stride Length [m] | 6.4 | 7.5 | 7.4 | 7.4 | 7.5 | 7.4 | 7.2 |



- [] Ranking at each section and finish
- .-.- No data available at this section
- NA No data available



| | |
|--------------------------------|----------------|
| Horse/Jockey Name | Zuri Zuri |
| Final Rank | 6 |
| Fastest Section Time (Section) | 0:11.10 (400m) |
| Top Speed [km/h] (Section) | 66.9 (400m) |
| Race State | Finished |



Sunshine Coast QLD Professional

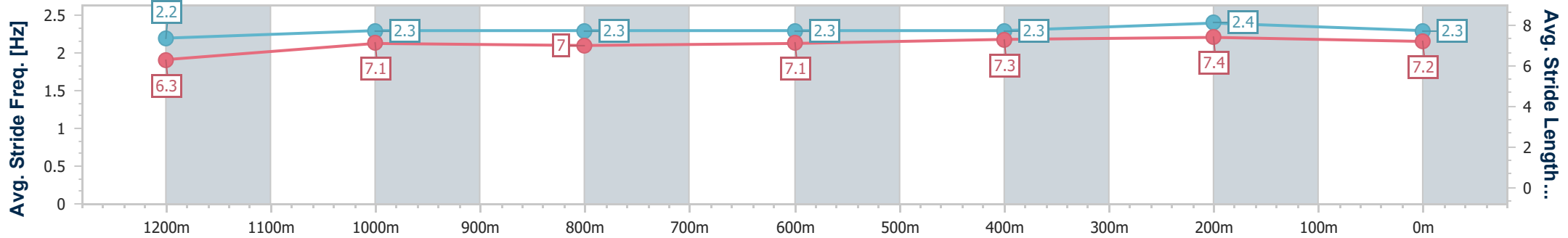
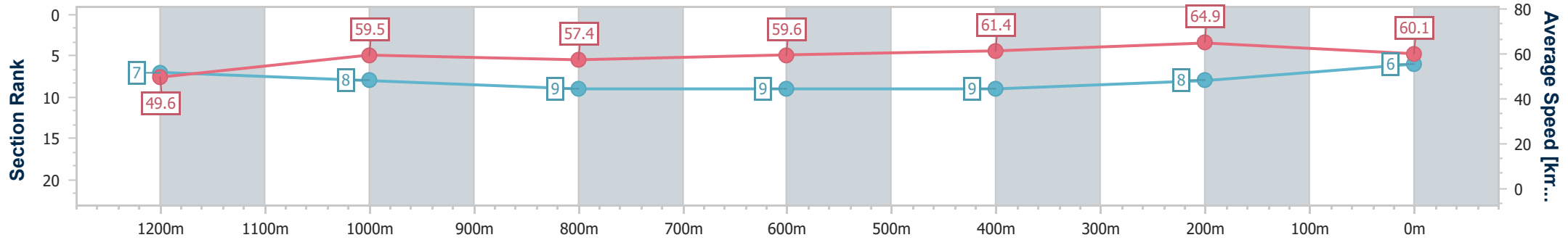
Race 5: PARKLANDS TAVERN Maiden Handicap - 1400m



08 January 2023 - 15:26

Track Rating: Good 4, Weather: Fine, Rail Position: +5m Entire

| Section | Overall | 1200m | 1000m | 800m | 600m | 400m | 200m |
|------------------------|--------------------------|--------------------------|--------------------------|--------------------------|--------------------------|--------------------------|--------------------------|
| Section Times | 1:26.18 [6] (0:14.50) | 1:11.68 [7] (0:12.09) | 0:59.59 [8] (0:12.60) | 0:46.99 [9] (0:12.13) | 0:34.86 [9] (0:11.82) | 0:23.04 [9] (0:11.10) | 0:11.94 [8] (0:11.94) |
| Average Speed [km/h] | 49.6 | 59.5 | 57.4 | 59.6 | 61.4 | 64.9 | 60.1 |
| Top Speed [km/h] | 61.7 | 61.1 | 59.8 | 62.6 | 64.9 | 66.9 | 64.1 |
| Avg. Dist. to Rail [m] | 2.7 | 2.2 | 1.1 | 1.1 | 1.4 | 2.4 | 2.7 |
| Avg. Stride Freq. [Hz] | 2.2 | 2.3 | 2.3 | 2.3 | 2.3 | 2.4 | 2.3 |
| Avg. Stride Length [m] | 6.3 | 7.1 | 7.0 | 7.1 | 7.3 | 7.4 | 7.2 |



- [] Ranking at each section and finish
- .-.- No data available at this section
- NA No data available



| | |
|--------------------------------|----------------|
| Horse/Jockey Name | Katdeel |
| Final Rank | 7 |
| Fastest Section Time (Section) | 0:11.40 (400m) |
| Top Speed [km/h] (Section) | 65.9 (400m) |
| Race State | Finished |



Sunshine Coast QLD Professional

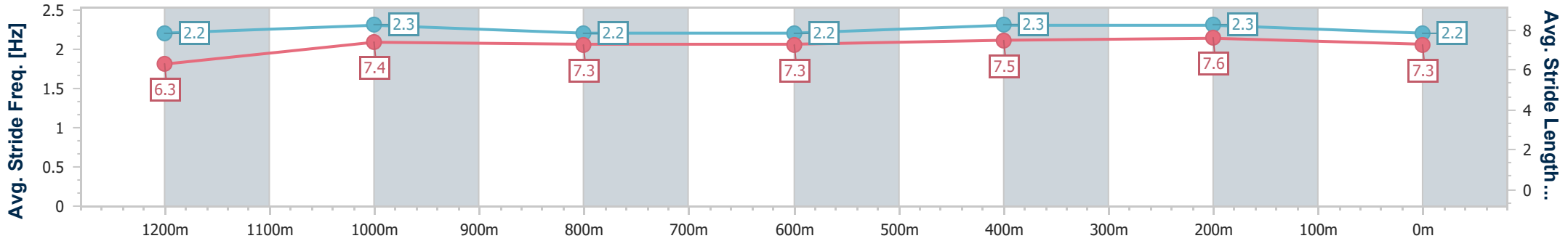
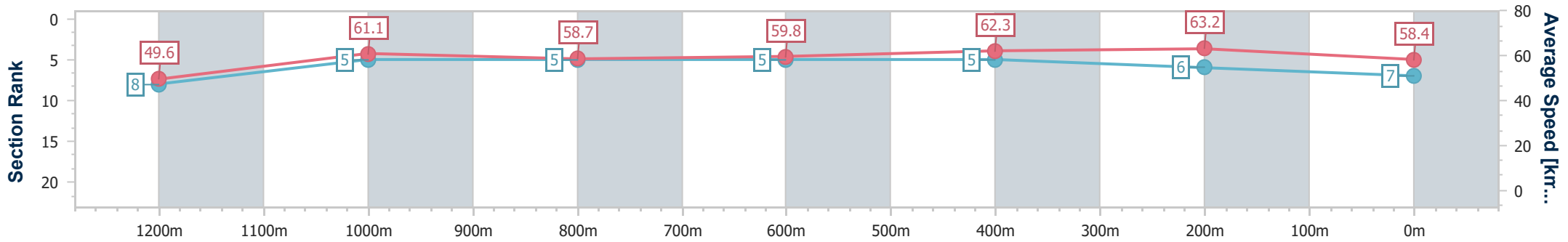
Race 5: PARKLANDS TAVERN Maiden Handicap - 1400m



08 January 2023 - 15:26

Track Rating: Good 4, Weather: Fine, Rail Position: +5m Entire

| Section | Overall | 1200m | 1000m | 800m | 600m | 400m | 200m |
|------------------------|--------------------------|--------------------------|--------------------------|--------------------------|--------------------------|--------------------------|--------------------------|
| Section Times | 1:26.44 [7] (0:14.52) | 1:11.92 [8] (0:11.77) | 1:00.15 [5] (0:12.39) | 0:47.76 [5] (0:12.25) | 0:35.51 [5] (0:11.79) | 0:23.72 [5] (0:11.40) | 0:12.32 [6] (0:12.32) |
| Average Speed [km/h] | 49.6 | 61.1 | 58.7 | 59.8 | 62.3 | 63.2 | 58.4 |
| Top Speed [km/h] | 60.5 | 62.7 | 62.2 | 61.2 | 65.5 | 65.9 | 61.1 |
| Avg. Dist. to Rail [m] | 5.4 | 4.5 | 3.3 | 3.2 | 3.3 | 5.8 | 7.8 |
| Avg. Stride Freq. [Hz] | 2.2 | 2.3 | 2.2 | 2.2 | 2.3 | 2.3 | 2.2 |
| Avg. Stride Length [m] | 6.3 | 7.4 | 7.3 | 7.3 | 7.5 | 7.6 | 7.3 |



- [] Ranking at each section and finish
- .-.- No data available at this section
- NA No data available



| | |
|--------------------------------|--------------------|
| Horse/Jockey Name | Destination Sydney |
| Final Rank | 8 |
| Fastest Section Time (Section) | 0:11.63 (400m) |
| Top Speed [km/h] (Section) | 62.7 (400m) |
| Race State | Finished |



Sunshine Coast QLD Professional

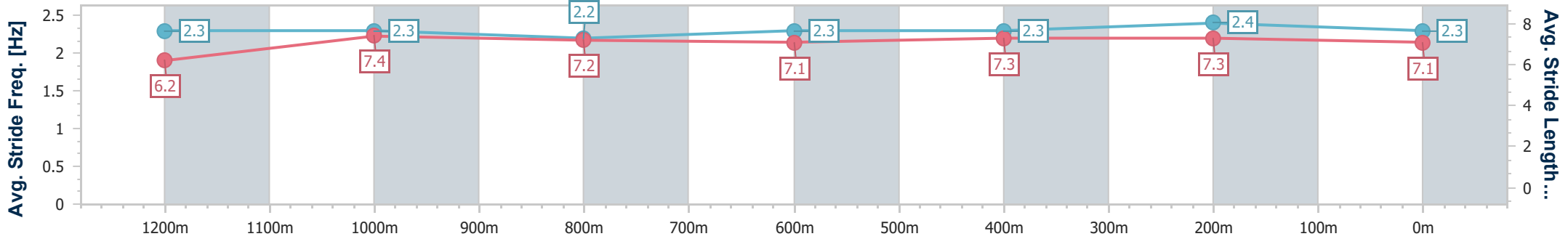
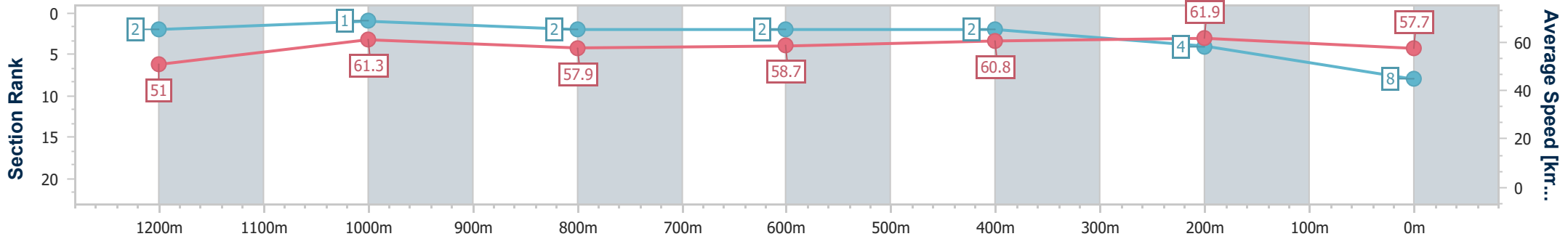
Race 5: PARKLANDS TAVERN Maiden Handicap - 1400m



08 January 2023 - 15:26

Track Rating: Good 4, Weather: Fine, Rail Position: +5m Entire

| Section | Overall | 1200m | 1000m | 800m | 600m | 400m | 200m |
|------------------------|--------------------------|--------------------------|--------------------------|--------------------------|--------------------------|--------------------------|--------------------------|
| Section Times | 1:26.48 [8] (0:14.14) | 1:12.34 [2] (0:11.74) | 1:00.60 [1] (0:12.44) | 0:48.16 [2] (0:12.23) | 0:35.93 [2] (0:11.82) | 0:24.11 [2] (0:11.63) | 0:12.48 [4] (0:12.48) |
| Average Speed [km/h] | 51.0 | 61.3 | 57.9 | 58.7 | 60.8 | 61.9 | 57.7 |
| Top Speed [km/h] | 61.9 | 62.5 | 60.0 | 60.3 | 62.3 | 62.7 | 59.6 |
| Avg. Dist. to Rail [m] | 9.1 | 3.8 | 1.8 | 0.6 | 0.4 | 1.2 | 2.4 |
| Avg. Stride Freq. [Hz] | 2.3 | 2.3 | 2.2 | 2.3 | 2.3 | 2.4 | 2.3 |
| Avg. Stride Length [m] | 6.2 | 7.4 | 7.2 | 7.1 | 7.3 | 7.3 | 7.1 |



- [] Ranking at each section and finish
- .-.- No data available at this section
- NA No data available



| | |
|--------------------------------|----------------|
| Horse/Jockey Name | Queen Luwell |
| Final Rank | 9 |
| Fastest Section Time (Section) | 0:11.35 (400m) |
| Top Speed [km/h] (Section) | 64.6 (400m) |
| Race State | Finished |



Sunshine Coast QLD Professional

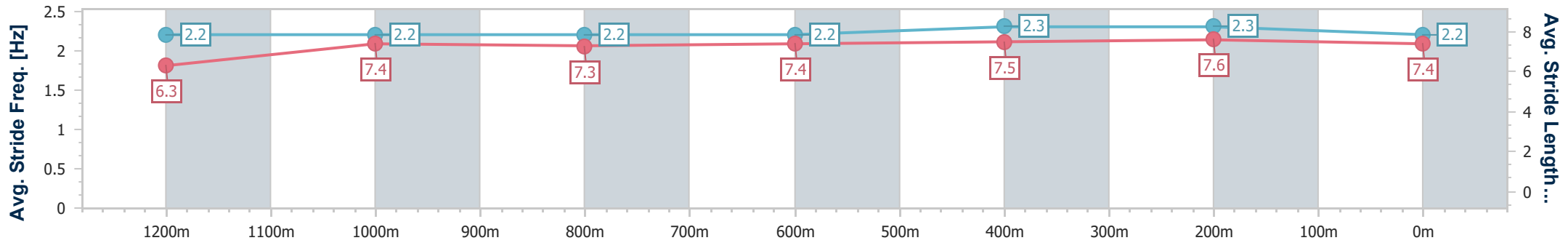
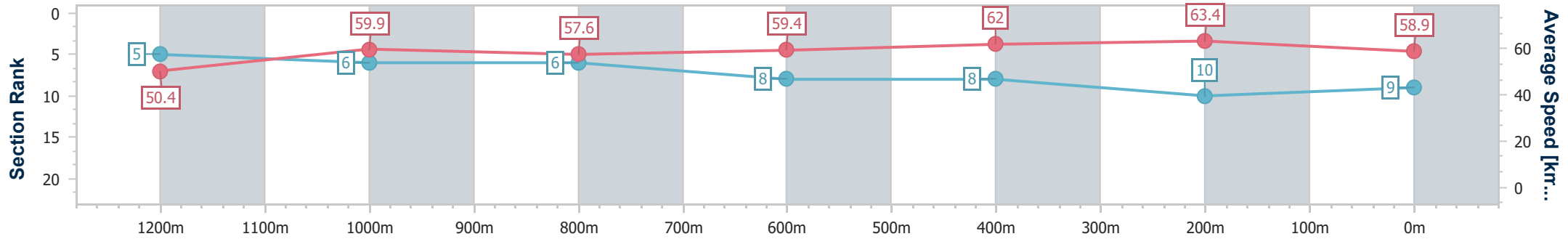
Race 5: PARKLANDS TAVERN Maiden Handicap - 1400m



08 January 2023 - 15:26

Track Rating: Good 4, Weather: Fine, Rail Position: +5m Entire

| Section | Overall | 1200m | 1000m | 800m | 600m | 400m | 200m |
|------------------------|--------------------------|--------------------------|--------------------------|--------------------------|--------------------------|--------------------------|---------------------------|
| Section Times | 1:26.61 [9] (0:14.30) | 1:12.31 [5] (0:12.03) | 1:00.28 [6] (0:12.61) | 0:47.67 [6] (0:12.31) | 0:35.36 [8] (0:11.78) | 0:23.58 [8] (0:11.35) | 0:12.23 [10] (0:12.23) |
| Average Speed [km/h] | 50.4 | 59.9 | 57.6 | 59.4 | 62.0 | 63.4 | 58.9 |
| Top Speed [km/h] | 61.1 | 60.5 | 59.4 | 61.3 | 63.9 | 64.6 | 61.6 |
| Avg. Dist. to Rail [m] | 6.5 | 3.3 | 3.0 | 2.5 | 2.7 | 3.8 | 3.0 |
| Avg. Stride Freq. [Hz] | 2.2 | 2.2 | 2.2 | 2.2 | 2.3 | 2.3 | 2.2 |
| Avg. Stride Length [m] | 6.3 | 7.4 | 7.3 | 7.4 | 7.5 | 7.6 | 7.4 |



- [] Ranking at each section and finish
- .-.- No data available at this section
- NA No data available



| | |
|--------------------------------|----------------|
| Horse/Jockey Name | Modelle |
| Final Rank | 10 |
| Fastest Section Time (Section) | 0:11.23 (400m) |
| Top Speed [km/h] (Section) | 65.2 (400m) |
| Race State | Finished |



Sunshine Coast QLD Professional

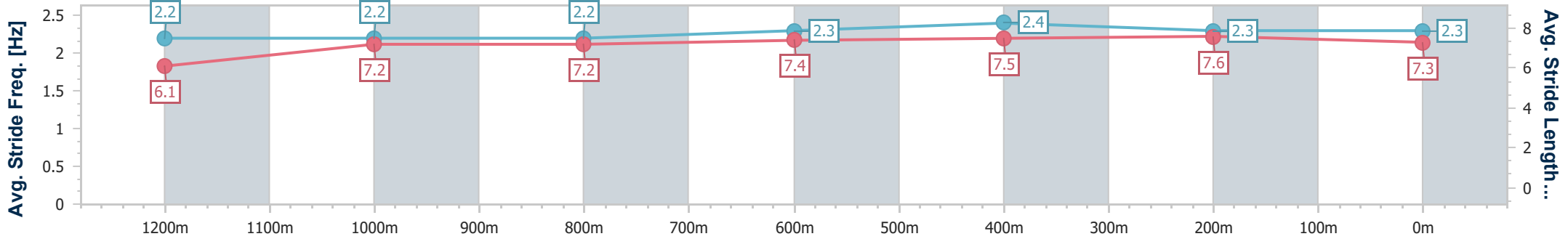
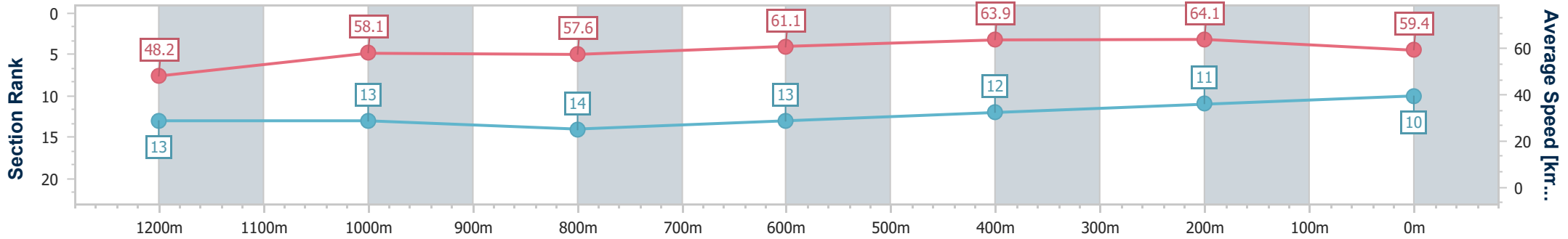
Race 5: PARKLANDS TAVERN Maiden Handicap - 1400m



08 January 2023 - 15:26

Track Rating: Good 4, Weather: Fine, Rail Position: +5m Entire

| Section | Overall | 1200m | 1000m | 800m | 600m | 400m | 200m |
|------------------------|---------------------------|---------------------------|---------------------------|---------------------------|---------------------------|---------------------------|---------------------------|
| Section Times | 1:26.81 [10] (0:14.97) | 1:11.84 [13] (0:12.39) | 0:59.45 [13] (0:12.60) | 0:46.85 [14] (0:12.00) | 0:34.85 [13] (0:11.48) | 0:23.37 [12] (0:11.23) | 0:12.14 [11] (0:12.14) |
| Average Speed [km/h] | 48.2 | 58.1 | 57.6 | 61.1 | 63.9 | 64.1 | 59.4 |
| Top Speed [km/h] | 60.8 | 59.6 | 60.8 | 62.9 | 64.9 | 65.2 | 62.2 |
| Avg. Dist. to Rail [m] | 10.1 | 4.1 | 3.6 | 2.9 | 3.4 | 4.7 | 5.5 |
| Avg. Stride Freq. [Hz] | 2.2 | 2.2 | 2.2 | 2.3 | 2.4 | 2.3 | 2.3 |
| Avg. Stride Length [m] | 6.1 | 7.2 | 7.2 | 7.4 | 7.5 | 7.6 | 7.3 |



- [] Ranking at each section and finish
- .-.- No data available at this section
- NA No data available



| | |
|--------------------------------|--------------------|
| Horse/Jockey Name | Chance At Midnight |
| Final Rank | 11 |
| Fastest Section Time (Section) | 0:11.49 (400m) |
| Top Speed [km/h] (Section) | 65.0 (600m) |
| Race State | Finished |



Sunshine Coast QLD Professional

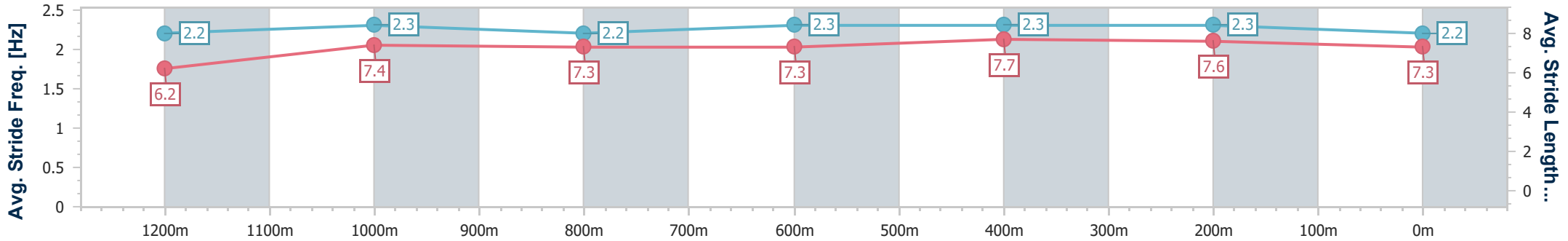
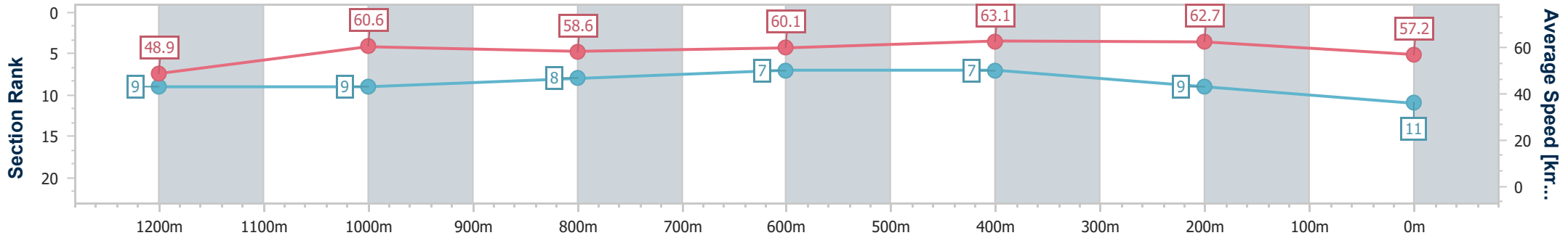
Race 5: PARKLANDS TAVERN Maiden Handicap - 1400m



08 January 2023 - 15:26

Track Rating: Good 4, Weather: Fine, Rail Position: +5m Entire

| Section | Overall | 1200m | 1000m | 800m | 600m | 400m | 200m |
|------------------------|---------------------------|--------------------------|--------------------------|--------------------------|--------------------------|--------------------------|--------------------------|
| Section Times | 1:26.87 [11] (0:14.76) | 1:12.11 [9] (0:11.90) | 1:00.21 [9] (0:12.40) | 0:47.81 [8] (0:12.19) | 0:35.62 [7] (0:11.54) | 0:24.08 [7] (0:11.49) | 0:12.59 [9] (0:12.59) |
| Average Speed [km/h] | 48.9 | 60.6 | 58.6 | 60.1 | 63.1 | 62.7 | 57.2 |
| Top Speed [km/h] | 60.9 | 63.2 | 63.4 | 62.6 | 65.0 | 64.3 | 61.4 |
| Avg. Dist. to Rail [m] | 13.1 | 5.1 | 4.1 | 3.0 | 2.0 | 5.5 | 7.5 |
| Avg. Stride Freq. [Hz] | 2.2 | 2.3 | 2.2 | 2.3 | 2.3 | 2.3 | 2.2 |
| Avg. Stride Length [m] | 6.2 | 7.4 | 7.3 | 7.3 | 7.7 | 7.6 | 7.3 |



- [] Ranking at each section and finish
- .-.- No data available at this section
- NA No data available



| | |
|--------------------------------|----------------|
| Horse/Jockey Name | Sea Kissed |
| Final Rank | 12 |
| Fastest Section Time (Section) | 0:11.38 (400m) |
| Top Speed [km/h] (Section) | 64.7 (400m) |
| Race State | Finished |



Sunshine Coast QLD Professional

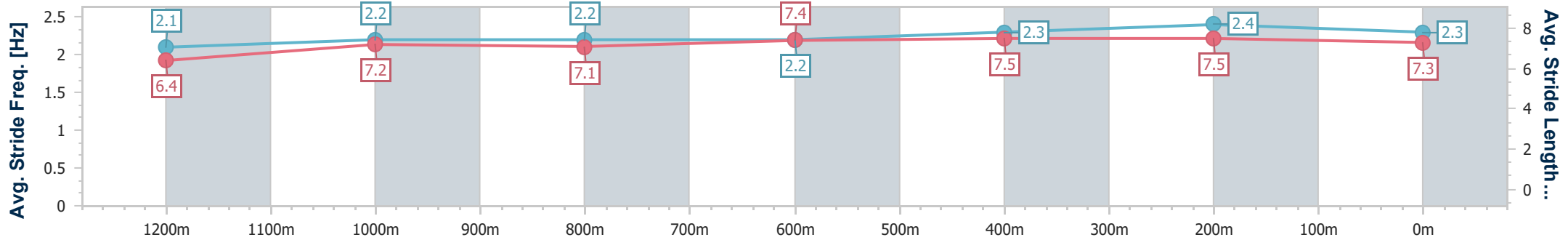
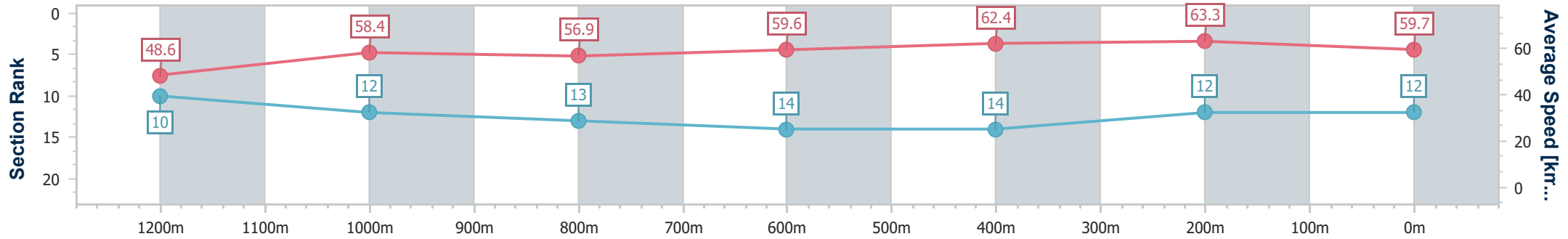
Race 5: PARKLANDS TAVERN Maiden Handicap - 1400m



08 January 2023 - 15:26

Track Rating: Good 4, Weather: Fine, Rail Position: +5m Entire

| Section | Overall | 1200m | 1000m | 800m | 600m | 400m | 200m |
|------------------------|---------------------------|---------------------------|---------------------------|---------------------------|---------------------------|---------------------------|---------------------------|
| Section Times | 1:27.04 [12] (0:14.82) | 1:12.22 [10] (0:12.36) | 0:59.86 [12] (0:12.73) | 0:47.13 [13] (0:12.14) | 0:34.99 [14] (0:11.54) | 0:23.45 [14] (0:11.38) | 0:12.07 [12] (0:12.07) |
| Average Speed [km/h] | 48.6 | 58.4 | 56.9 | 59.6 | 62.4 | 63.3 | 59.7 |
| Top Speed [km/h] | 60.0 | 60.2 | 58.9 | 61.2 | 64.3 | 64.7 | 61.8 |
| Avg. Dist. to Rail [m] | 5.1 | 2.3 | 2.4 | 0.9 | 0.7 | 4.3 | 6.6 |
| Avg. Stride Freq. [Hz] | 2.1 | 2.2 | 2.2 | 2.2 | 2.3 | 2.4 | 2.3 |
| Avg. Stride Length [m] | 6.4 | 7.2 | 7.1 | 7.4 | 7.5 | 7.5 | 7.3 |



- [] Ranking at each section and finish
- .-.- No data available at this section
- NA No data available



| | |
|--------------------------------|----------------|
| Horse/Jockey Name | Perfect Impact |
| Final Rank | 13 |
| Fastest Section Time (Section) | 0:11.85 (400m) |
| Top Speed [km/h] (Section) | 63.3 (Overall) |
| Race State | Finished |



Sunshine Coast QLD Professional

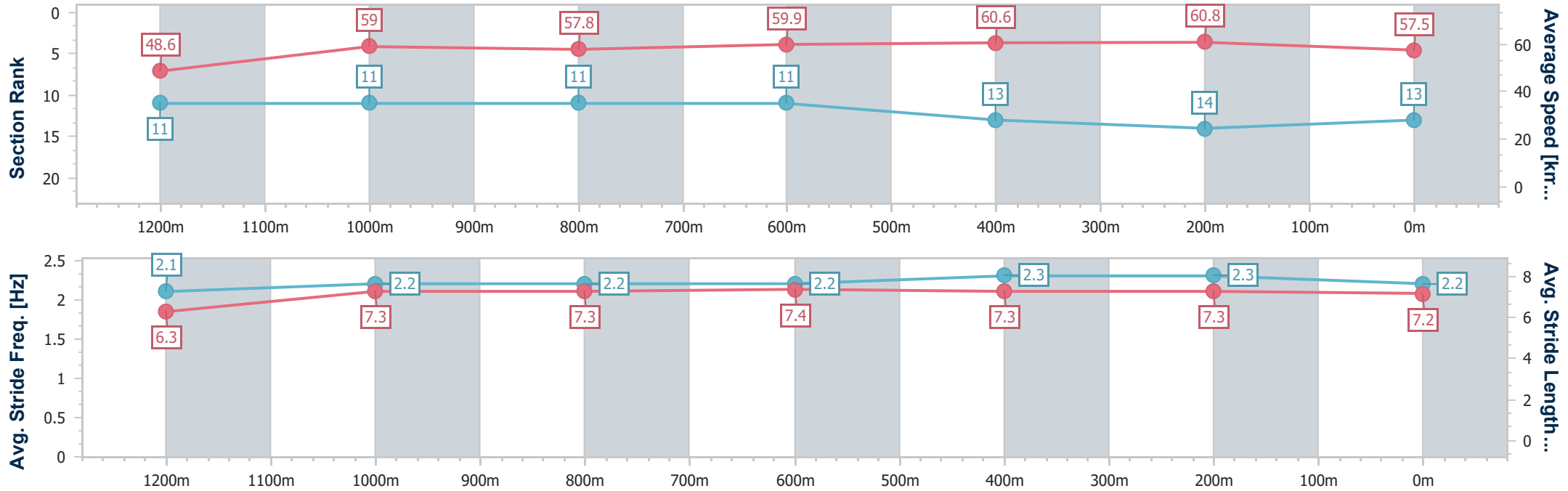
Race 5: PARKLANDS TAVERN Maiden Handicap - 1400m



08 January 2023 - 15:26

Track Rating: Good 4, Weather: Fine, Rail Position: +5m Entire

| Section | Overall | 1200m | 1000m | 800m | 600m | 400m | 200m |
|------------------------|---------------------------|---------------------------|---------------------------|---------------------------|---------------------------|---------------------------|---------------------------|
| Section Times | 1:27.93 [13] (0:14.82) | 1:13.11 [11] (0:12.21) | 1:00.90 [11] (0:12.52) | 0:48.38 [11] (0:12.09) | 0:36.29 [11] (0:11.92) | 0:24.37 [13] (0:11.85) | 0:12.52 [14] (0:12.52) |
| Average Speed [km/h] | 48.6 | 59.0 | 57.8 | 59.9 | 60.6 | 60.8 | 57.5 |
| Top Speed [km/h] | 63.3 | 61.2 | 61.2 | 61.8 | 61.6 | 61.7 | 60.0 |
| Avg. Dist. to Rail [m] | 4.2 | 0.9 | 1.9 | 1.1 | 0.7 | 0.9 | 2.0 |
| Avg. Stride Freq. [Hz] | 2.1 | 2.2 | 2.2 | 2.2 | 2.3 | 2.3 | 2.2 |
| Avg. Stride Length [m] | 6.3 | 7.3 | 7.3 | 7.4 | 7.3 | 7.3 | 7.2 |



- [] Ranking at each section and finish
- .-.- No data available at this section
- NA No data available



| | |
|--------------------------------|----------------|
| Horse/Jockey Name | Mataman |
| Final Rank | 14 |
| Fastest Section Time (Section) | 0:11.77 (600m) |
| Top Speed [km/h] (Section) | 63.3 (800m) |
| Race State | Finished |



Sunshine Coast QLD Professional

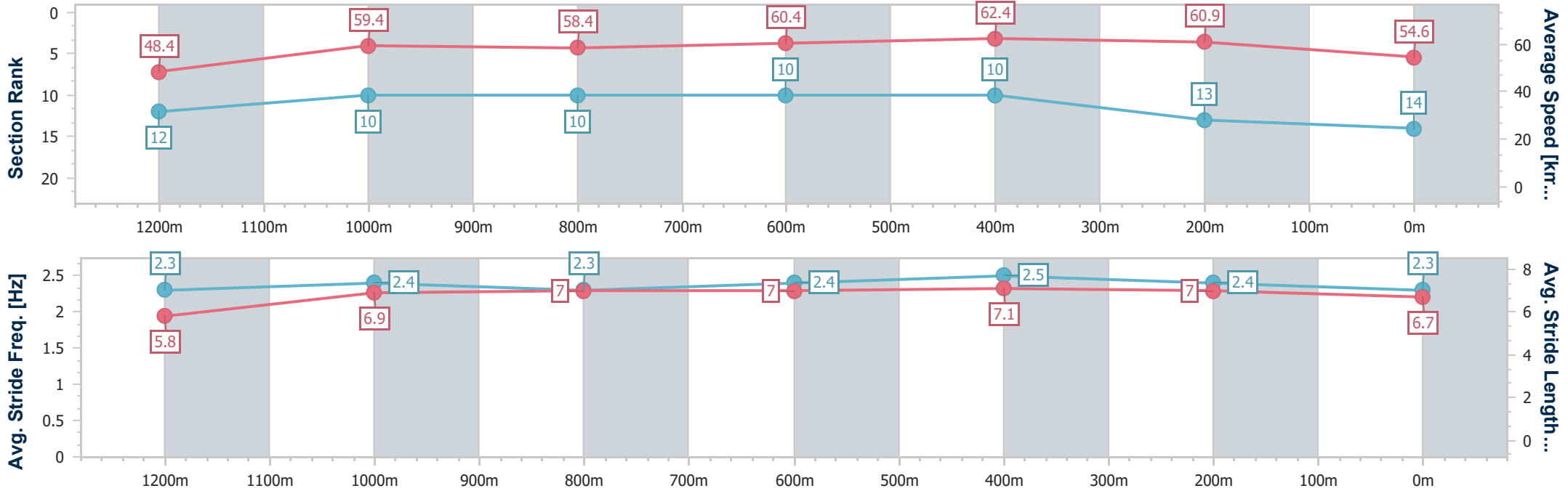
Race 5: PARKLANDS TAVERN Maiden Handicap - 1400m



08 January 2023 - 15:26

Track Rating: Good 4, Weather: Fine, Rail Position: +5m Entire

| Section | Overall | 1200m | 1000m | 800m | 600m | 400m | 200m |
|------------------------|---------------------------|---------------------------|---------------------------|---------------------------|---------------------------|---------------------------|---------------------------|
| Section Times | 1:28.24 [14] (0:14.88) | 1:13.36 [12] (0:12.12) | 1:01.24 [10] (0:12.41) | 0:48.83 [10] (0:12.07) | 0:36.76 [10] (0:11.77) | 0:24.99 [10] (0:11.82) | 0:13.17 [13] (0:13.17) |
| Average Speed [km/h] | 48.4 | 59.4 | 58.4 | 60.4 | 62.4 | 60.9 | 54.6 |
| Top Speed [km/h] | 61.1 | 61.1 | 60.4 | 63.3 | 63.2 | 63.2 | 58.2 |
| Avg. Dist. to Rail [m] | 9.2 | 3.9 | 3.1 | 2.2 | 3.2 | 5.4 | 5.4 |
| Avg. Stride Freq. [Hz] | 2.3 | 2.4 | 2.3 | 2.4 | 2.5 | 2.4 | 2.3 |
| Avg. Stride Length [m] | 5.8 | 6.9 | 7.0 | 7.0 | 7.1 | 7.0 | 6.7 |



- [] Ranking at each section and finish
- .-.- No data available at this section
- NA No data available