



Aquis Park Gold Coast QLD Professional

Race 8: THE TAB WAVE - 1800m

07 January 2023 - 17:14



Track Rating: Good 3, Weather: Fine, Rail Position: True Entire Course

Section	Field Times	Overall	1600m	1400m	1200m	1000m	800m	600m	Last 600m			
		1:48.84 (0:13.97)	1:34.87 (0:11.48)	1:23.39 (0:11.99)	1:11.40 (0:12.52)	0:58.88 (0:12.45)	0:46.43 (0:11.78)	0:34.65 (0:11.52)	0:34.65			
Rank	TAB Horse/Jockey	Top Speed [km/h]	Fastest Section							Distance Travelled [m]		
1	2 DEFICIT Brenton Avdulla	64.4 200m	0:11.42 600m	1:48.84 [1] (0:14.17)	1:34.67 [4] (0:11.62)	1:23.05 [4] (0:12.07)	1:10.98 [3] (0:12.44)	0:58.54 [3] (0:12.43)	0:46.11 [4] (0:11.66)	0:34.45 [3] (0:11.42)	0:34.45	
2	5 ASHGROVE Ryan Maloney	64.2 400m	0:11.40 400m	1:48.89 [2] (0:14.22)	1:34.67 [5] (0:11.43)	1:23.24 [3] (0:12.28)	1:10.96 [4] (0:12.49)	0:58.47 [4] (0:12.35)	0:46.12 [5] (0:11.67)	0:34.45 [4] (0:11.51)	0:34.45	+0
3	12 TYRESA Taylor Marshall	64.9 400m	0:11.24 400m	1:48.97 [3] (0:14.73)	1:34.24 [11] (0:11.71)	1:22.53 [11] (0:12.09)	1:10.44 [10] (0:12.35)	0:58.09 [10] (0:12.48)	0:45.61 [9] (0:11.56)	0:34.05 [9] (0:11.48)	0:34.05	+0
4	9 HEAD OF STATE James McDonald	65.6 600m	0:11.30 600m	1:49.21 [4] (0:14.69)	1:34.52 [10] (0:11.54)	1:22.98 [9] (0:12.25)	1:10.73 [11] (0:12.38)	0:58.35 [11] (0:12.41)	0:45.94 [12] (0:11.60)	0:34.34 [11] (0:11.30)	0:34.34	+4
5	4 MILITARY GAMBLER Martin Harley	66.2 1600m	0:11.30 400m	1:49.40 [5] (0:14.15)	1:35.25 [3] (0:11.87)	1:23.38 [6] (0:12.27)	1:11.11 [8] (0:12.36)	0:58.75 [8] (0:12.03)	0:46.72 [3] (0:11.77)	0:34.95 [5] (0:11.48)	0:34.95	+16
6	3 AKIHIRO William Pike	65.1 Overall	0:11.52 600m	1:49.64 [6] (0:13.97)	1:35.67 [1] (0:11.62)	1:24.05 [2] (0:12.05)	1:12.00 [2] (0:12.49)	0:59.51 [2] (0:12.33)	0:47.18 [2] (0:11.73)	0:35.45 [2] (0:11.52)	0:35.45	+7
7	6 KIPLING'S JOURNEY Larry Cassidy	63.5 Overall	0:11.46 600m	1:49.70 [7] (0:14.48)	1:35.22 [8] (0:11.69)	1:23.53 [8] (0:12.08)	1:11.45 [7] (0:12.40)	0:59.05 [6] (0:12.43)	0:46.62 [7] (0:11.58)	0:35.04 [6] (0:11.46)	0:35.04	+2
8	17 CIRCLING James Orman	64.4 600m	0:11.47 600m	1:49.74 [8] (0:14.81)	1:34.93 [12] (0:11.73)	1:23.20 [12] (0:12.21)	1:10.99 [12] (0:12.27)	0:58.72 [13] (0:12.40)	0:46.32 [13] (0:11.63)	0:34.69 [10] (0:11.47)	0:34.69	+8
9	10 BULLOO Brodie Loy	65.5 Overall	0:11.44 1600m	1:49.79 [9] (0:14.01)	1:35.78 [2] (0:11.44)	1:24.34 [1] (0:11.99)	1:12.35 [1] (0:12.52)	0:59.83 [1] (0:12.45)	0:47.38 [1] (0:11.78)	0:35.60 [1] (0:11.52)	0:35.60	-4
10	7 MR DUDWEY Kerrin McEvoy	63.6 600m	0:11.56 400m	1:50.06 [10] (0:14.36)	1:35.70 [7] (0:11.76)	1:23.94 [7] (0:12.08)	1:11.86 [5] (0:12.41)	0:59.45 [7] (0:12.46)	0:46.99 [8] (0:11.72)	0:35.27 [8] (0:11.64)	0:35.27	+6

Scratched: Top Boy (#8), Sebring Girl (#13), Thalassophile (#15), Naval Seal (#16), Ghostwriter (#18)

[] Ranking at each section and finish
 -:-:- No data available at this section
 NA No data available

SCN Saddle cloth number
 DNF Did not finish
 DNT Did not track

Track Rating: Good 3, Weather: Fine, Rail Position: True Entire Course

Section	Overall	1600m	1400m	1200m	1000m	800m	600m	Last 600m					
Field Times	1:48.84 (0:13.97)	1:34.87 (0:11.48)	1:23.39 (0:11.99)	1:11.40 (0:12.52)	0:58.88 (0:12.45)	0:46.43 (0:11.78)	0:34.65 (0:11.52)	0:34.65					
Rank	TAB Horse/Jockey	Top Speed [km/h]	Fastest Section										Distance Travelled [m]
11	11 MISHANI SPARTAN Ben Thompson	64.7 600m	0:11.53 600m	1:50.43 [11] (0:14.81)	1:35.62 [13] (0:12.06)	1:23.56 [13] (0:11.98)	1:11.58 [13] (0:12.09)	0:59.49 [12] (0:12.39)	0:47.10 [10] (0:11.88)	0:35.22 [13] (0:11.53)	0:35.22	+12	
12	1 THE CUNNING FOX Craig Williams	65.3 1600m	0:11.67 1600m	1:51.16 [12] (0:14.31)	1:36.85 [6] (0:11.67)	1:25.18 [5] (0:12.20)	1:12.98 [6] (0:12.34)	1:00.64 [5] (0:12.41)	0:48.23 [6] (0:11.75)	0:36.48 [7] (0:11.82)	0:36.48	+6	
13	14 GRACIE BLUE Michael Cahill	63.5 Overall	0:11.62 600m	1:51.40 [13] (0:14.58)	1:36.82 [9] (0:11.78)	1:25.04 [10] (0:12.15)	1:12.89 [9] (0:12.33)	1:00.56 [9] (0:12.57)	0:47.99 [11] (0:11.71)	0:36.28 [12] (0:11.62)	0:36.28	+4	

Scratched: Top Boy (#8), Sebring Girl (#13), Thalassophile (#15), Naval Seal (#16), Ghostwriter (#18)



Aquis Park Gold Coast QLD Professional

Race 8: THE TAB WAVE - 1800m

07 January 2023 - 17:14



Track Rating: Good 3, Weather: Fine, Rail Position: True Entire Course

Section			400m	200m			Last 600m		
Field Times			0:23.13 (0:11.52)	0:11.61 (0:11.61)			0:34.65		
Rank	TAB	Horse/Jockey	Top Speed [km/h]	Fastest Section	Margin		Distance Travelled [m]		
1	2	DEFICIT Brenton Avdulla	64.4 200m	0:11.42 600m	0:23.03 [3] (0:11.51)	0:11.52 [3] (0:11.52)	1:48.84	0:34.45	
2	5	ASHGROVE Ryan Maloney	64.2 400m	0:11.40 400m	0:22.94 [5] (0:11.40)	0:11.54 [4] (0:11.54)	0.2L	0:34.45	+0
3	12	TYRESA Taylor Marshall	64.9 400m	0:11.24 400m	0:22.57 [8] (0:11.24)	0:11.33 [6] (0:11.33)	0.7L	0:34.05	+0
4	9	HEAD OF STATE James McDonald	65.6 600m	0:11.30 600m	0:23.04 [7] (0:11.32)	0:11.72 [8] (0:11.72)	2L	0:34.34	+4
5	4	MILITARY GAMBLER Martin Harley	66.2 1600m	0:11.30 400m	0:23.47 [4] (0:11.30)	0:12.17 [1] (0:12.17)	3L	0:34.95	+16
6	3	AKIHIRO William Pike	65.1 Overall	0:11.52 600m	0:23.93 [2] (0:11.53)	0:12.40 [2] (0:12.40)	4.3L	0:35.45	+7
7	6	KIPLING'S JOURNEY Larry Cassidy	63.5 Overall	0:11.46 600m	0:23.58 [6] (0:11.55)	0:12.03 [7] (0:12.03)	4.5L	0:35.04	+2
8	17	CIRCLING James Orman	64.4 600m	0:11.47 600m	0:23.22 [10] (0:11.49)	0:11.73 [9] (0:11.73)	4.7L	0:34.69	+8
9	10	BULLOO Brodie Loy	65.5 Overall	0:11.44 1600m	0:24.08 [1] (0:11.68)	0:12.40 [5] (0:12.40)	4.9L	0:35.60	-4
10	7	MR DUDWEY Kerrin McEvoy	63.6 600m	0:11.56 400m	0:23.63 [9] (0:11.56)	0:12.07 [10] (0:12.07)	6.4L	0:35.27	+6

Scratched: Top Boy (#8), Sebring Girl (#13), Thalassophile (#15), Naval Seal (#16), Ghostwriter (#18)

[] Ranking at each section and finish
 -:-:- No data available at this section
 NA No data available

SCN Saddle cloth number
 DNF Did not finish
 DNT Did not track



Aquis Park Gold Coast QLD Professional

Race 8: THE TAB WAVE - 1800m

07 January 2023 - 17:14



Track Rating: Good 3, Weather: Fine, Rail Position: True Entire Course

Section	400m		200m				Last 600m		
Field Times	0:23.13 (0:11.52)		0:11.61 (0:11.61)				0:34.65		
Rank	TAB Horse/Jockey	Top Speed [km/h]	Fastest Section	Margin				Distance Travelled [m]	
11	11 MISHANI SPARTAN Ben Thompson	64.7 600m	0:11.53 600m	0:23.69 [13] (0:11.58)	0:12.11 [11] (0:12.11)	8.4L		0:35.22	+12
12	1 THE CUNNING FOX Craig Williams	65.3 1600m	0:11.67 1600m	0:24.66 [11] (0:11.89)	0:12.77 [12] (0:12.77)	12.7L		0:36.48	+6
13	14 GRACIE BLUE Michael Cahill	63.5 Overall	0:11.62 600m	0:24.66 [12] (0:11.92)	0:12.74 [13] (0:12.74)	14L		0:36.28	+4

Scratched: Top Boy (#8), Sebring Girl (#13), Thalassophile (#15), Naval Seal (#16), Ghostwriter (#18)

[] Ranking at each section and finish
 -:-:-:- No data available at this section
 NA No data available

SCN Saddle cloth number
 DNF Did not finish
 DNT Did not track



Horse/Jockey Name	Deficit
Final Rank	1
Fastest Section Time (Section)	0:11.42 (600m)
Top Speed [km/h] (Section)	64.4 (200m)
Race State	Finished



Aquis Park Gold Coast QLD Professional

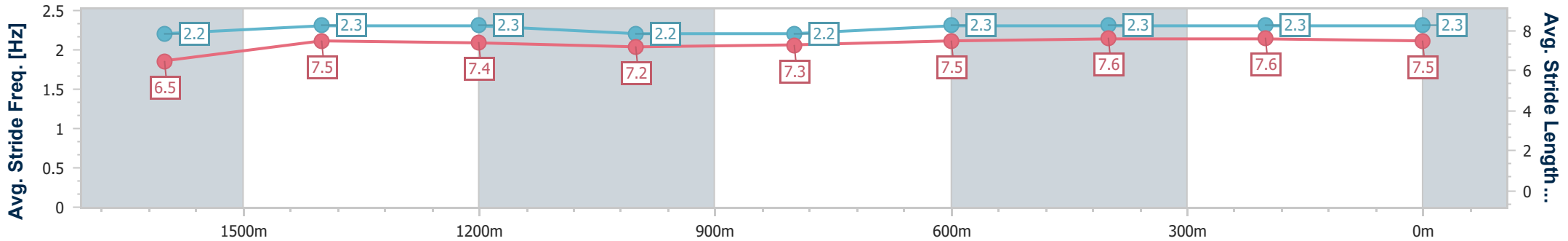
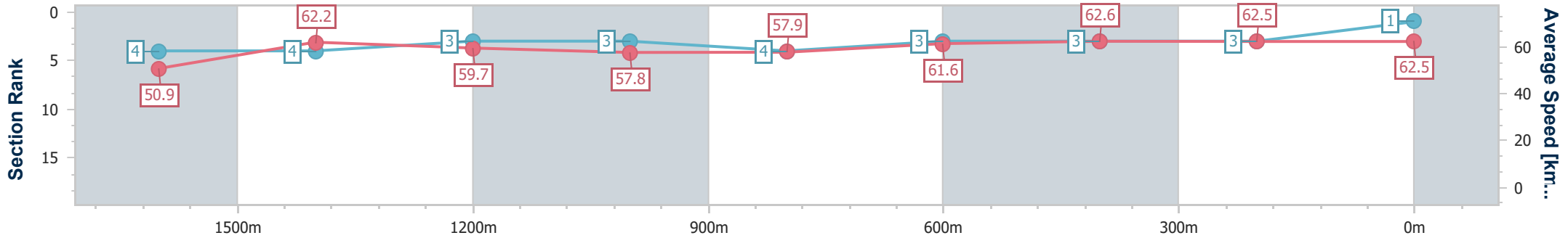
Race 8: THE TAB WAVE - 1800m

07 January 2023 - 17:14

Track Rating: Good 3, Weather: Fine, Rail Position: True Entire Course



Section	Overall	1600m	1400m	1200m	1000m	800m	600m	400m	200m				
Section Times	1:48.84 [1] (0:14.17)	1:34.67 [4] (0:11.62)	1:23.05 [4] (0:12.07)	1:10.98 [3] (0:12.44)	0:58.54 [3] (0:12.43)	0:46.11 [4] (0:11.66)	0:34.45 [3] (0:11.42)	0:23.03 [3] (0:11.51)	0:11.52 [3] (0:11.52)				
Average Speed [km/h]	50.9	62.2	59.7	57.8	57.9	61.6	62.6	62.5	62.5				
Top Speed [km/h]	64.1	63.5	61.2	59.3	61.1	62.6	63.5	64.4	64.4				
Avg. Dist. to Rail [m]	1.9	0.7	0.3	0.6	0.3	0.6	1.0	1.1	2.7				
Avg. Stride Freq. [Hz]	2.2	2.3	2.3	2.2	2.2	2.3	2.3	2.3	2.3				
Avg. Stride Length [m]	6.5	7.5	7.4	7.2	7.3	7.5	7.6	7.6	7.5				



- [] Ranking at each section and finish
- .-.- No data available at this section
- NA No data available



Horse/Jockey Name	Ashgrove
Final Rank	2
Fastest Section Time (Section)	0:11.40 (400m)
Top Speed [km/h] (Section)	64.2 (400m)
Race State	Finished



Aquis Park Gold Coast QLD Professional

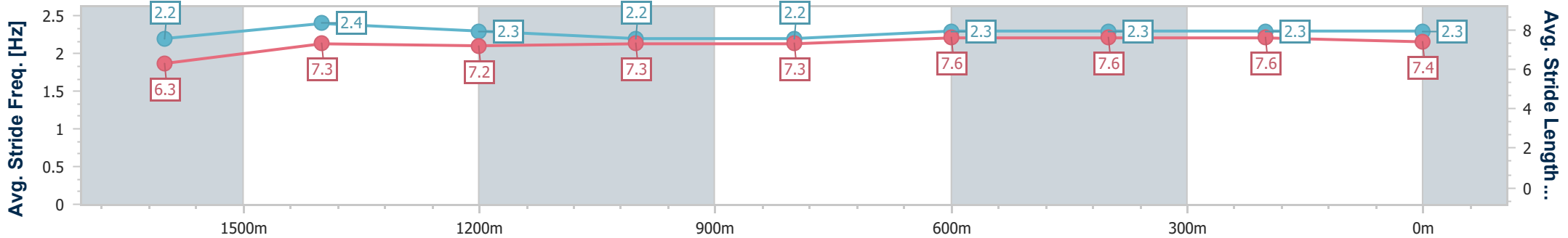
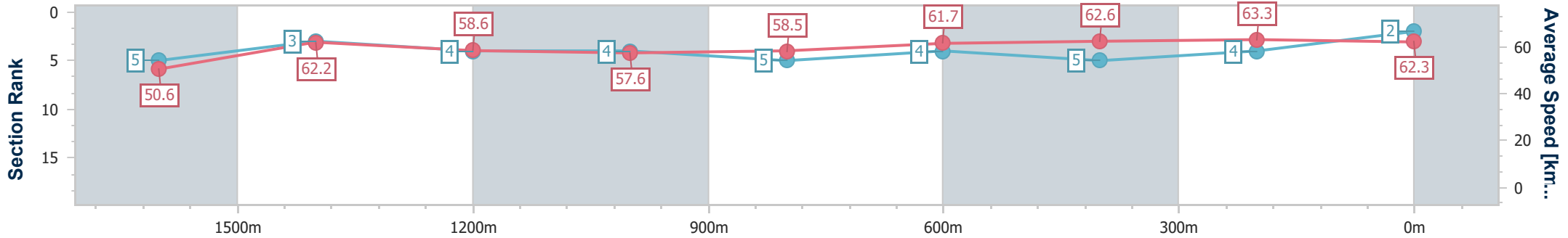
Race 8: THE TAB WAVE - 1800m

07 January 2023 - 17:14

Track Rating: Good 3, Weather: Fine, Rail Position: True Entire Course



Section	Overall	1600m	1400m	1200m	1000m	800m	600m	400m	200m				
Section Times	1:48.89 [2] (0:14.22)	1:34.67 [5] (0:11.43)	1:23.24 [3] (0:12.28)	1:10.96 [4] (0:12.49)	0:58.47 [4] (0:12.35)	0:46.12 [5] (0:11.67)	0:34.45 [4] (0:11.51)	0:22.94 [5] (0:11.40)	0:11.54 [4] (0:11.54)				
Average Speed [km/h]	50.6	62.2	58.6	57.6	58.5	61.7	62.6	63.3	62.3				
Top Speed [km/h]	63.5	64.0	60.1	60.0	61.3	63.0	63.5	64.2	64.0				
Avg. Dist. to Rail [m]	1.8	2.2	0.8	1.5	0.7	0.3	0.3	2.6	4.2				
Avg. Stride Freq. [Hz]	2.2	2.4	2.3	2.2	2.2	2.3	2.3	2.3	2.3				
Avg. Stride Length [m]	6.3	7.3	7.2	7.3	7.3	7.6	7.6	7.6	7.4				



- [] Ranking at each section and finish
- .-.- No data available at this section
- NA No data available



Horse/Jockey Name	Tyresa
Final Rank	3
Fastest Section Time (Section)	0:11.24 (400m)
Top Speed [km/h] (Section)	64.9 (400m)
Race State	Finished



Aquis Park Gold Coast QLD Professional

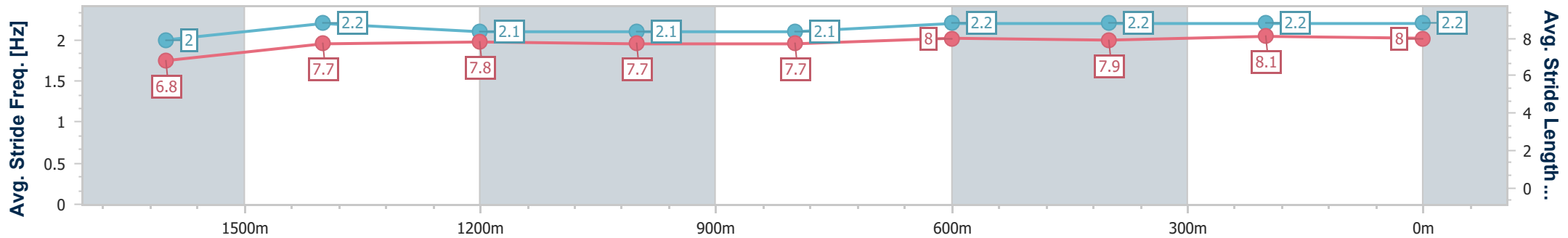
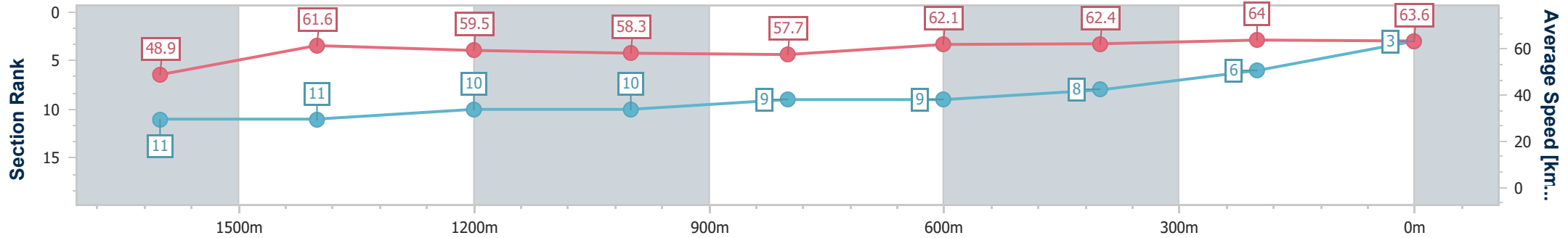
Race 8: THE TAB WAVE - 1800m

07 January 2023 - 17:14

Track Rating: Good 3, Weather: Fine, Rail Position: True Entire Course



Section	Overall	1600m	1400m	1200m	1000m	800m	600m	400m	200m				
Section Times	1:48.97 [3] (0:14.73)	1:34.24 [11] (0:11.71)	1:22.53 [11] (0:12.09)	1:10.44 [10] (0:12.35)	0:58.09 [10] (0:12.48)	0:45.61 [9] (0:11.56)	0:34.05 [9] (0:11.48)	0:22.57 [8] (0:11.24)	0:11.33 [6] (0:11.33)				
Average Speed [km/h]	48.9	61.6	59.5	58.3	57.7	62.1	62.4	64.0	63.6				
Top Speed [km/h]	62.4	63.4	62.6	60.4	60.1	63.3	63.8	64.9	64.8				
Avg. Dist. to Rail [m]	0.9	0.7	0.1	0.5	0.2	0.9	1.0	2.4	6.3				
Avg. Stride Freq. [Hz]	2.0	2.2	2.1	2.1	2.1	2.2	2.2	2.2	2.2				
Avg. Stride Length [m]	6.8	7.7	7.8	7.7	7.7	8.0	7.9	8.1	8.0				



- [] Ranking at each section and finish
- .-.-.- No data available at this section
- NA No data available



Horse/Jockey Name	Head Of State
Final Rank	4
Fastest Section Time (Section)	0:11.30 (600m)
Top Speed [km/h] (Section)	65.6 (600m)
Race State	Finished



Aquis Park Gold Coast QLD Professional

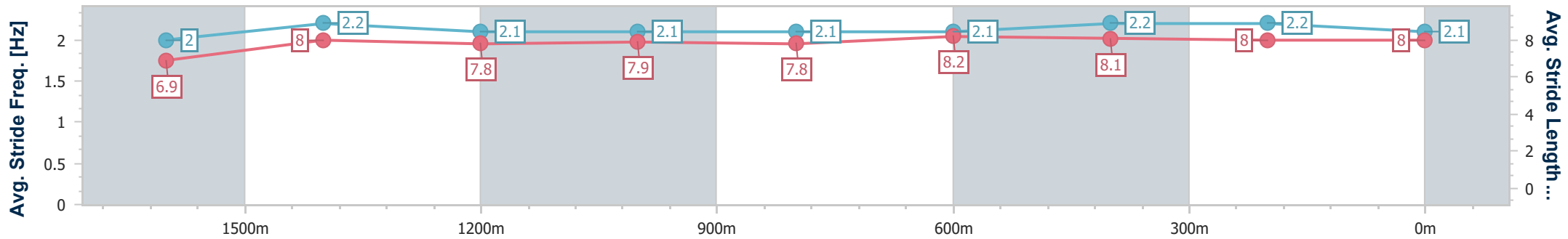
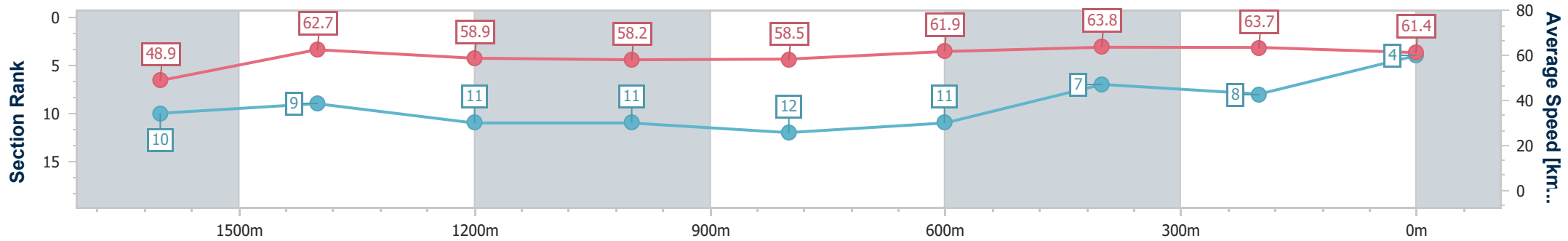
Race 8: THE TAB WAVE - 1800m

07 January 2023 - 17:14

Track Rating: Good 3, Weather: Fine, Rail Position: True Entire Course



Section	Overall	1600m	1400m	1200m	1000m	800m	600m	400m	200m				
Section Times	1:49.21 [4] (0:14.69)	1:34.52 [10] (0:11.54)	1:22.98 [9] (0:12.25)	1:10.73 [11] (0:12.38)	0:58.35 [11] (0:12.41)	0:45.94 [12] (0:11.60)	0:34.34 [11] (0:11.30)	0:23.04 [7] (0:11.32)	0:11.72 [8] (0:11.72)				
Average Speed [km/h]	48.9	62.7	58.9	58.2	58.5	61.9	63.8	63.7	61.4				
Top Speed [km/h]	63.9	63.9	60.1	59.5	61.4	62.5	65.6	64.5	64.0				
Avg. Dist. to Rail [m]	2.7	0.9	1.8	3.0	1.6	0.5	0.2	2.7	4.9				
Avg. Stride Freq. [Hz]	2.0	2.2	2.1	2.1	2.1	2.1	2.2	2.2	2.1				
Avg. Stride Length [m]	6.9	8.0	7.8	7.9	7.8	8.2	8.1	8.0	8.0				



- [] Ranking at each section and finish
- .-.- No data available at this section
- NA No data available



Horse/Jockey Name	Military Gambler
Final Rank	5
Fastest Section Time (Section)	0:11.30 (400m)
Top Speed [km/h] (Section)	66.2 (1600m)
Race State	Finished



Aquis Park Gold Coast QLD Professional

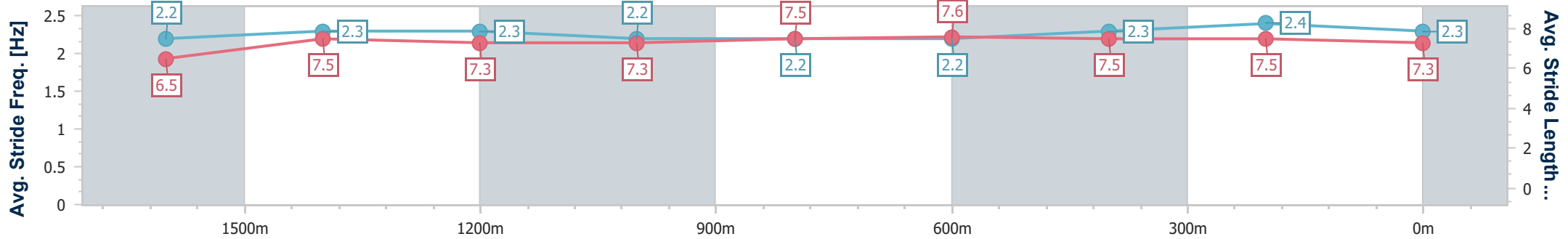
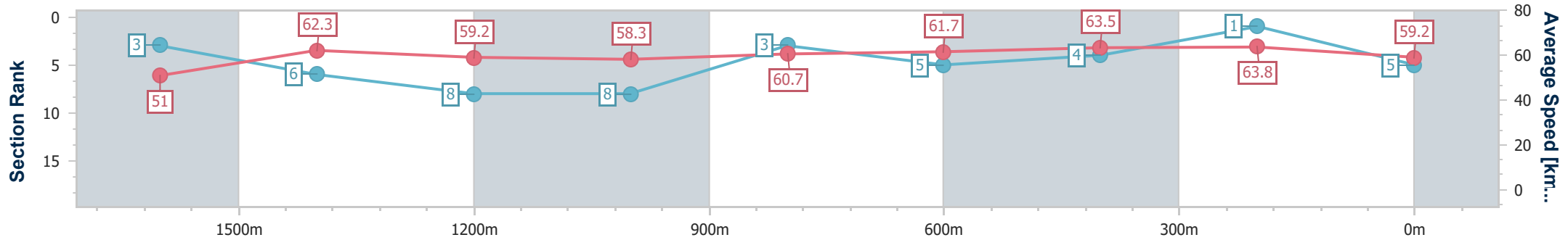
Race 8: THE TAB WAVE - 1800m

07 January 2023 - 17:14

Track Rating: Good 3, Weather: Fine, Rail Position: True Entire Course



Section	Overall	1600m	1400m	1200m	1000m	800m	600m	400m	200m				
Section Times	1:49.40 [5] (0:14.15)	1:35.25 [3] (0:11.87)	1:23.38 [6] (0:12.27)	1:11.11 [8] (0:12.36)	0:58.75 [8] (0:12.03)	0:46.72 [3] (0:11.77)	0:34.95 [5] (0:11.48)	0:23.47 [4] (0:11.30)	0:12.17 [1] (0:12.17)				
Average Speed [km/h]	51.0	62.3	59.2	58.3	60.7	61.7	63.5	63.8	59.2				
Top Speed [km/h]	64.9	66.2	60.1	59.2	61.7	63.1	65.1	65.0	62.2				
Avg. Dist. to Rail [m]	11.4	5.5	3.8	3.9	2.8	2.3	2.0	2.0	2.1				
Avg. Stride Freq. [Hz]	2.2	2.3	2.3	2.2	2.2	2.2	2.3	2.4	2.3				
Avg. Stride Length [m]	6.5	7.5	7.3	7.3	7.5	7.6	7.5	7.5	7.3				



- [] Ranking at each section and finish
- .-.-.- No data available at this section
- NA No data available



Horse/Jockey Name	Akihiro
Final Rank	6
Fastest Section Time (Section)	0:11.52 (600m)
Top Speed [km/h] (Section)	65.1 (Overall)
Race State	Finished



Aquis Park Gold Coast QLD Professional

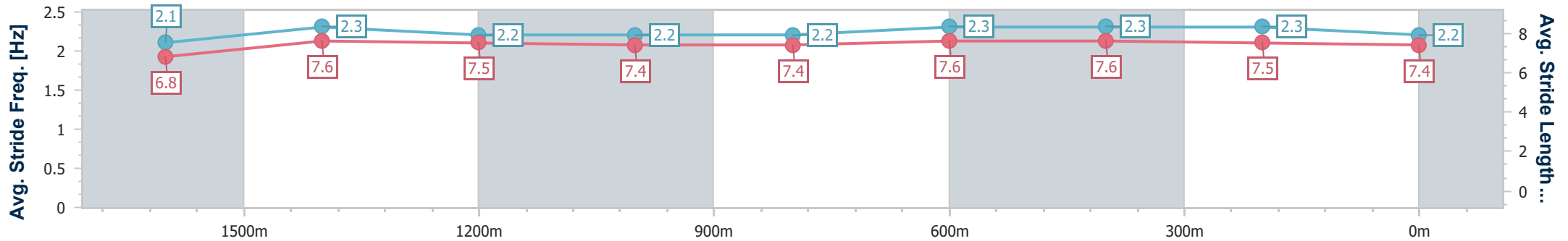
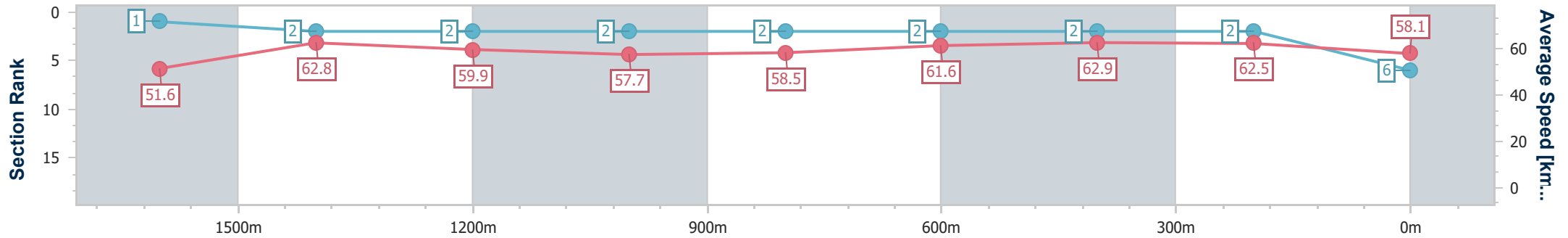
Race 8: THE TAB WAVE - 1800m

07 January 2023 - 17:14

Track Rating: Good 3, Weather: Fine, Rail Position: True Entire Course



Section	Overall	1600m	1400m	1200m	1000m	800m	600m	400m	200m				
Section Times	1:49.64 [6] (0:13.97)	1:35.67 [1] (0:11.62)	1:24.05 [2] (0:12.05)	1:12.00 [2] (0:12.49)	0:59.51 [2] (0:12.33)	0:47.18 [2] (0:11.73)	0:35.45 [2] (0:11.52)	0:23.93 [2] (0:11.53)	0:12.40 [2] (0:12.40)				
Average Speed [km/h]	51.6	62.8	59.9	57.7	58.5	61.6	62.9	62.5	58.1				
Top Speed [km/h]	65.1	64.9	61.6	59.1	61.1	62.4	63.8	63.7	61.3				
Avg. Dist. to Rail [m]	7.3	2.3	1.6	0.9	0.3	0.9	1.1	1.3	1.2				
Avg. Stride Freq. [Hz]	2.1	2.3	2.2	2.2	2.2	2.3	2.3	2.3	2.2				
Avg. Stride Length [m]	6.8	7.6	7.5	7.4	7.4	7.6	7.6	7.5	7.4				



- [] Ranking at each section and finish
- .-.- No data available at this section
- NA No data available



Horse/Jockey Name	Kipling's Journey
Final Rank	7
Fastest Section Time (Section)	0:11.46 (600m)
Top Speed [km/h] (Section)	63.5 (Overall)
Race State	Finished



Aquis Park Gold Coast QLD Professional

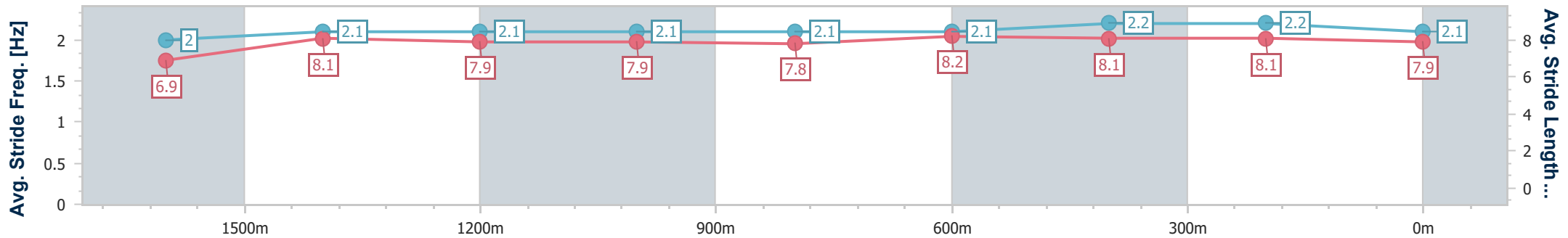
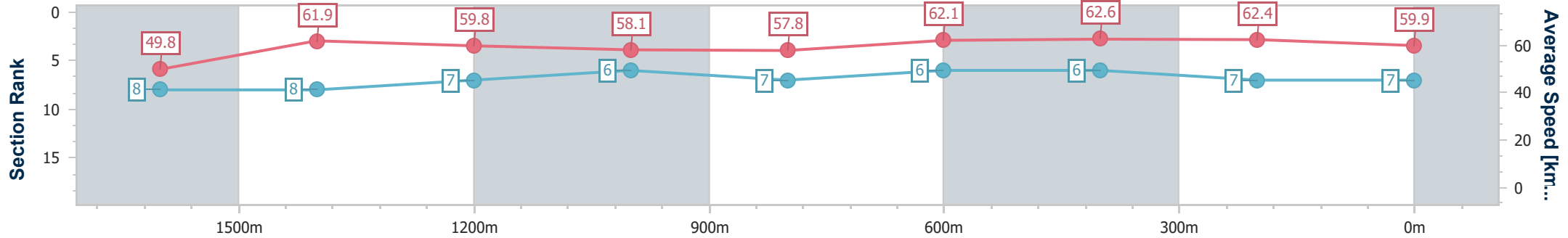
Race 8: THE TAB WAVE - 1800m

07 January 2023 - 17:14

Track Rating: Good 3, Weather: Fine, Rail Position: True Entire Course



Section	Overall	1600m	1400m	1200m	1000m	800m	600m	400m	200m				
Section Times	1:49.70 [7] (0:14.48)	1:35.22 [8] (0:11.69)	1:23.53 [8] (0:12.08)	1:11.45 [7] (0:12.40)	0:59.05 [6] (0:12.43)	0:46.62 [7] (0:11.58)	0:35.04 [6] (0:11.46)	0:23.58 [6] (0:11.55)	0:12.03 [7] (0:12.03)				
Average Speed [km/h]	49.8	61.9	59.8	58.1	57.8	62.1	62.6	62.4	59.9				
Top Speed [km/h]	63.5	63.0	60.9	59.9	61.4	62.9	63.3	63.4	61.7				
Avg. Dist. to Rail [m]	1.2	1.1	0.9	0.5	0.2	0.6	0.8	2.1	3.7				
Avg. Stride Freq. [Hz]	2.0	2.1	2.1	2.1	2.1	2.1	2.2	2.2	2.1				
Avg. Stride Length [m]	6.9	8.1	7.9	7.9	7.8	8.2	8.1	8.1	7.9				



- [] Ranking at each section and finish
- .-.- No data available at this section
- NA No data available



Horse/Jockey Name	Circling
Final Rank	8
Fastest Section Time (Section)	0:11.47 (600m)
Top Speed [km/h] (Section)	64.4 (600m)
Race State	Finished



Aquis Park Gold Coast QLD Professional

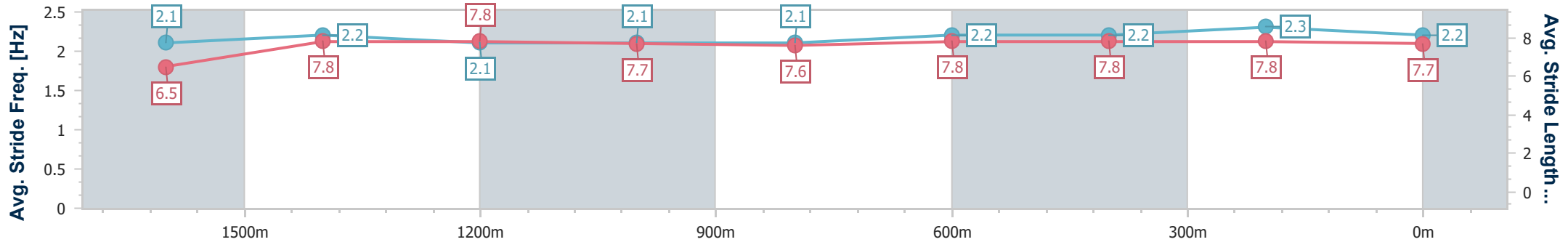
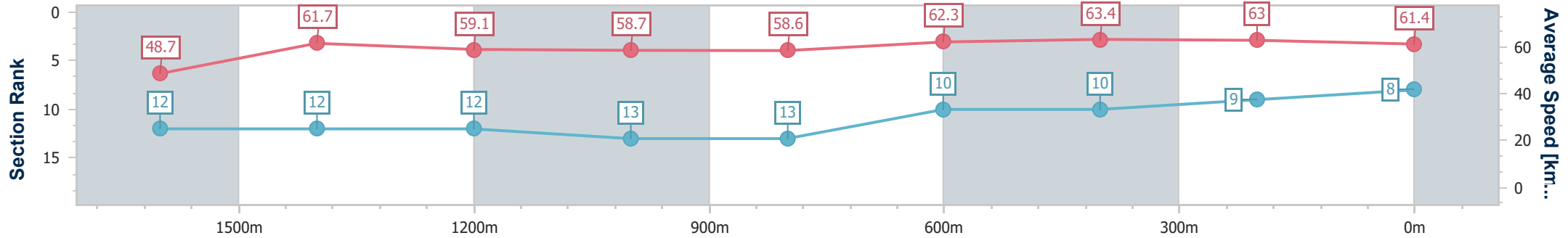
Race 8: THE TAB WAVE - 1800m

07 January 2023 - 17:14

Track Rating: Good 3, Weather: Fine, Rail Position: True Entire Course



Section	Overall	1600m	1400m	1200m	1000m	800m	600m	400m	200m				
Section Times	1:49.74 [8] (0:14.81)	1:34.93 [12] (0:11.73)	1:23.20 [12] (0:12.21)	1:10.99 [12] (0:12.27)	0:58.72 [13] (0:12.40)	0:46.32 [13] (0:11.63)	0:34.69 [10] (0:11.47)	0:23.22 [10] (0:11.49)	0:11.73 [9] (0:11.73)				
Average Speed [km/h]	48.7	61.7	59.1	58.7	58.6	62.3	63.4	63.0	61.4				
Top Speed [km/h]	62.1	62.9	61.3	60.6	60.3	63.5	64.4	63.5	63.0				
Avg. Dist. to Rail [m]	5.7	1.2	1.6	2.1	1.7	1.4	2.0	4.3	5.9				
Avg. Stride Freq. [Hz]	2.1	2.2	2.1	2.1	2.1	2.2	2.2	2.3	2.2				
Avg. Stride Length [m]	6.5	7.8	7.8	7.7	7.6	7.8	7.8	7.8	7.7				



- [] Ranking at each section and finish
- .-.- No data available at this section
- NA No data available



Horse/Jockey Name	Bulloo
Final Rank	9
Fastest Section Time (Section)	0:11.44 (1600m)
Top Speed [km/h] (Section)	65.5 (Overall)
Race State	Finished



Aquis Park Gold Coast QLD Professional

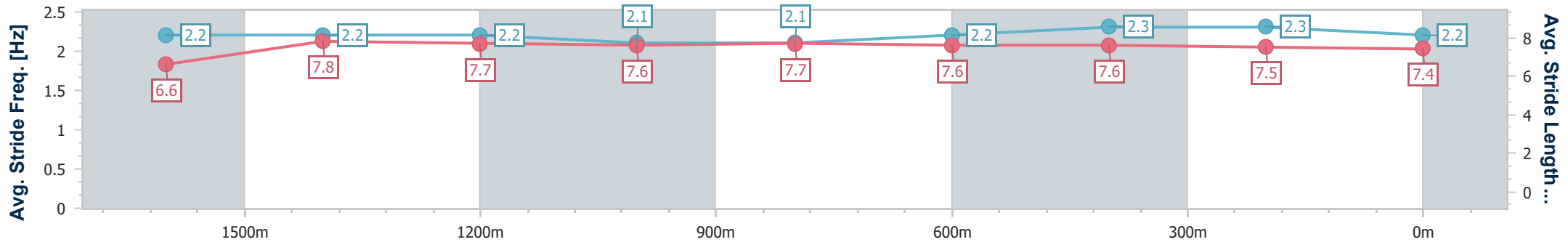
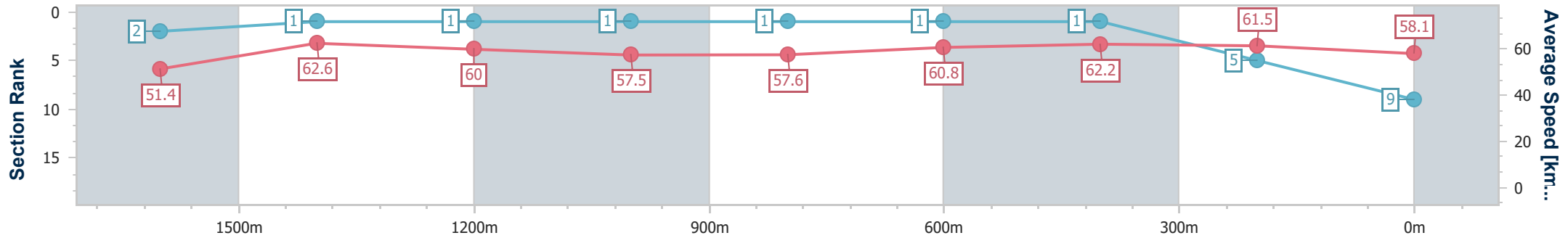
Race 8: THE TAB WAVE - 1800m

07 January 2023 - 17:14

Track Rating: Good 3, Weather: Fine, Rail Position: True Entire Course



Section	Overall	1600m	1400m	1200m	1000m	800m	600m	400m	200m				
Section Times	1:49.79 [9] (0:14.01)	1:35.78 [2] (0:11.44)	1:24.34 [1] (0:11.99)	1:12.35 [1] (0:12.52)	0:59.83 [1] (0:12.45)	0:47.38 [1] (0:11.78)	0:35.60 [1] (0:11.52)	0:24.08 [1] (0:11.68)	0:12.40 [5] (0:12.40)				
Average Speed [km/h]	51.4	62.6	60.0	57.5	57.6	60.8	62.2	61.5	58.1				
Top Speed [km/h]	65.5	64.8	60.5	58.9	59.2	62.2	63.7	63.6	63.5				
Avg. Dist. to Rail [m]	4.1	0.7	1.1	0.9	0.8	0.9	1.1	0.2	0.6				
Avg. Stride Freq. [Hz]	2.2	2.2	2.2	2.1	2.1	2.2	2.3	2.3	2.2				
Avg. Stride Length [m]	6.6	7.8	7.7	7.6	7.7	7.6	7.6	7.5	7.4				



- [] Ranking at each section and finish
- .-.- No data available at this section
- NA No data available



Horse/Jockey Name	Mr Dudwey
Final Rank	10
Fastest Section Time (Section)	0:11.56 (400m)
Top Speed [km/h] (Section)	63.6 (600m)
Race State	Finished



Aquis Park Gold Coast QLD Professional

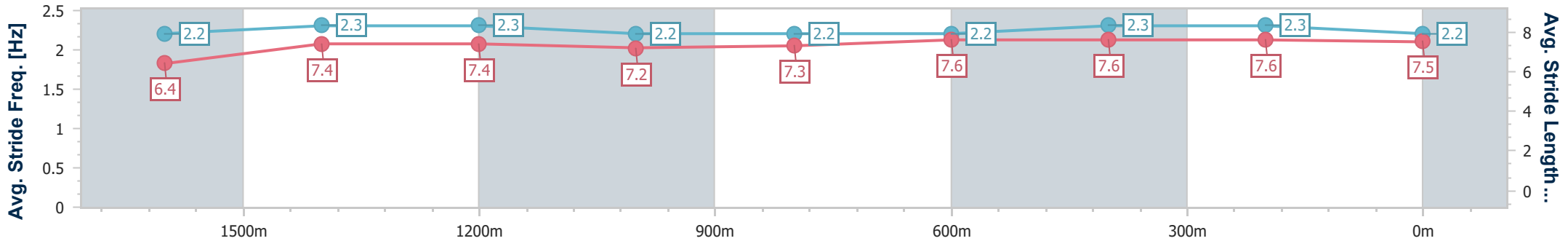
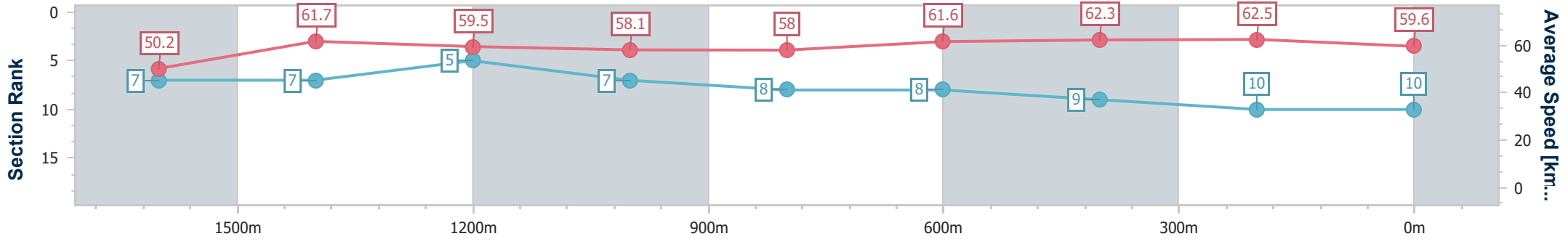
Race 8: THE TAB WAVE - 1800m

07 January 2023 - 17:14

Track Rating: Good 3, Weather: Fine, Rail Position: True Entire Course



Section	Overall	1600m	1400m	1200m	1000m	800m	600m	400m	200m			
Section Times	1:50.06 [10] (0:14.36)	1:35.70 [7] (0:11.76)	1:23.94 [7] (0:12.08)	1:11.86 [5] (0:12.41)	0:59.45 [7] (0:12.46)	0:46.99 [8] (0:11.72)	0:35.27 [8] (0:11.64)	0:23.63 [9] (0:11.56)	0:12.07 [10] (0:12.07)			
Average Speed [km/h]	50.2	61.7	59.5	58.1	58.0	61.6	62.3	62.5	59.6			
Top Speed [km/h]	63.3	63.3	61.0	59.3	60.9	62.2	63.6	63.5	62.5			
Avg. Dist. to Rail [m]	5.9	1.4	0.3	1.1	0.5	0.9	1.3	3.1	4.3			
Avg. Stride Freq. [Hz]	2.2	2.3	2.3	2.2	2.2	2.2	2.3	2.3	2.2			
Avg. Stride Length [m]	6.4	7.4	7.4	7.2	7.3	7.6	7.6	7.6	7.5			



- [] Ranking at each section and finish
- .-.- No data available at this section
- NA No data available



Horse/Jockey Name	Mishani Spartan
Final Rank	11
Fastest Section Time (Section)	0:11.53 (600m)
Top Speed [km/h] (Section)	64.7 (600m)
Race State	Finished



Aquis Park Gold Coast QLD Professional

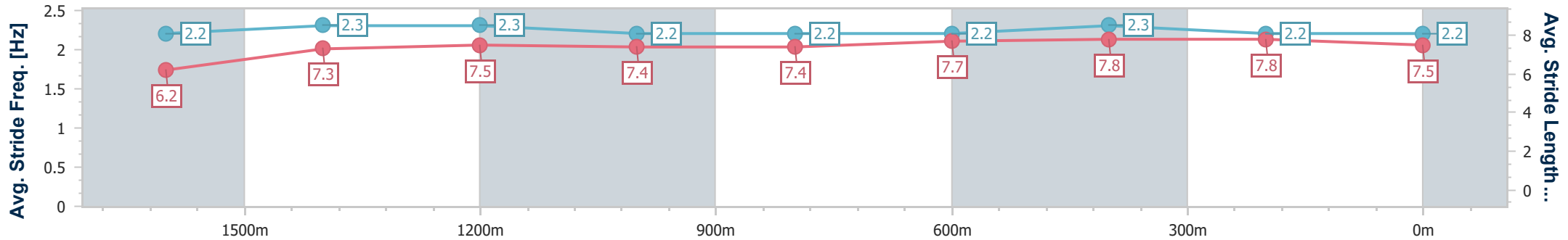
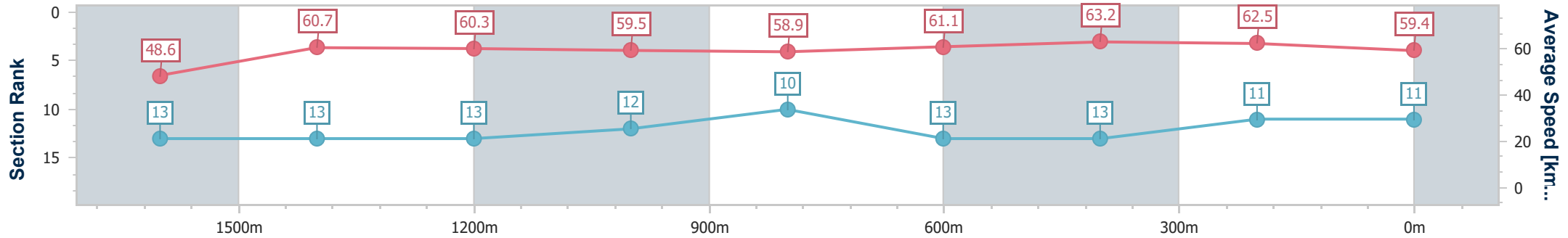
Race 8: THE TAB WAVE - 1800m

07 January 2023 - 17:14

Track Rating: Good 3, Weather: Fine, Rail Position: True Entire Course



Section	Overall	1600m	1400m	1200m	1000m	800m	600m	400m	200m				
Section Times	1:50.43 [11] (0:14.81)	1:35.62 [13] (0:12.06)	1:23.56 [13] (0:11.98)	1:11.58 [13] (0:12.09)	0:59.49 [12] (0:12.39)	0:47.10 [10] (0:11.88)	0:35.22 [13] (0:11.53)	0:23.69 [13] (0:11.58)	0:12.11 [11] (0:12.11)				
Average Speed [km/h]	48.6	60.7	60.3	59.5	58.9	61.1	63.2	62.5	59.4				
Top Speed [km/h]	61.4	61.7	61.7	60.4	59.8	61.9	64.7	63.3	61.3				
Avg. Dist. to Rail [m]	9.3	2.9	2.5	3.2	2.3	2.3	2.1	6.1	7.7				
Avg. Stride Freq. [Hz]	2.2	2.3	2.3	2.2	2.2	2.2	2.3	2.2	2.2				
Avg. Stride Length [m]	6.2	7.3	7.5	7.4	7.4	7.7	7.8	7.8	7.5				



- [] Ranking at each section and finish
- .-.- No data available at this section
- NA No data available



Horse/Jockey Name	The Cunning Fox
Final Rank	12
Fastest Section Time (Section)	0:11.67 (1600m)
Top Speed [km/h] (Section)	65.3 (1600m)
Race State	Finished



Aquis Park Gold Coast QLD Professional

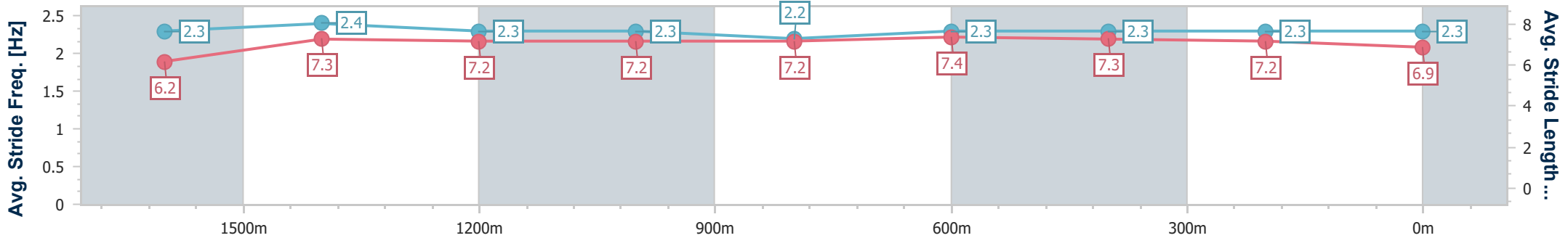
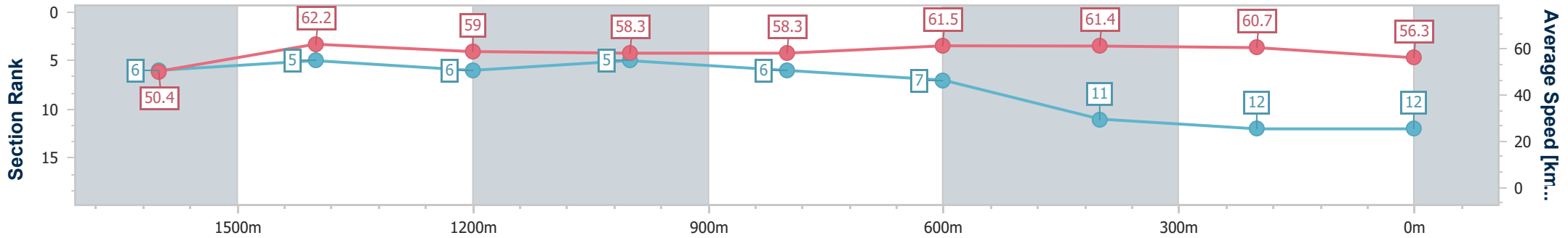
Race 8: THE TAB WAVE - 1800m

07 January 2023 - 17:14

Track Rating: Good 3, Weather: Fine, Rail Position: True Entire Course



Section	Overall	1600m	1400m	1200m	1000m	800m	600m	400m	200m				
Section Times	1:51.16 [12] (0:14.31)	1:36.85 [6] (0:11.67)	1:25.18 [5] (0:12.20)	1:12.98 [6] (0:12.34)	1:00.64 [5] (0:12.41)	0:48.23 [6] (0:11.75)	0:36.48 [7] (0:11.82)	0:24.66 [11] (0:11.89)	0:12.77 [12] (0:12.77)				
Average Speed [km/h]	50.4	62.2	59.0	58.3	58.3	61.5	61.4	60.7	56.3				
Top Speed [km/h]	65.3	65.3	59.9	59.4	60.7	62.7	63.5	61.8	60.6				
Avg. Dist. to Rail [m]	8.9	1.9	0.3	1.4	0.9	1.0	1.3	2.7	3.9				
Avg. Stride Freq. [Hz]	2.3	2.4	2.3	2.3	2.2	2.3	2.3	2.3	2.3				
Avg. Stride Length [m]	6.2	7.3	7.2	7.2	7.2	7.4	7.3	7.2	6.9				



- [] Ranking at each section and finish
- .-.- No data available at this section
- NA No data available



Horse/Jockey Name	Gracie Blue
Final Rank	13
Fastest Section Time (Section)	0:11.62 (600m)
Top Speed [km/h] (Section)	63.5 (Overall)
Race State	Finished



Aquis Park Gold Coast QLD Professional

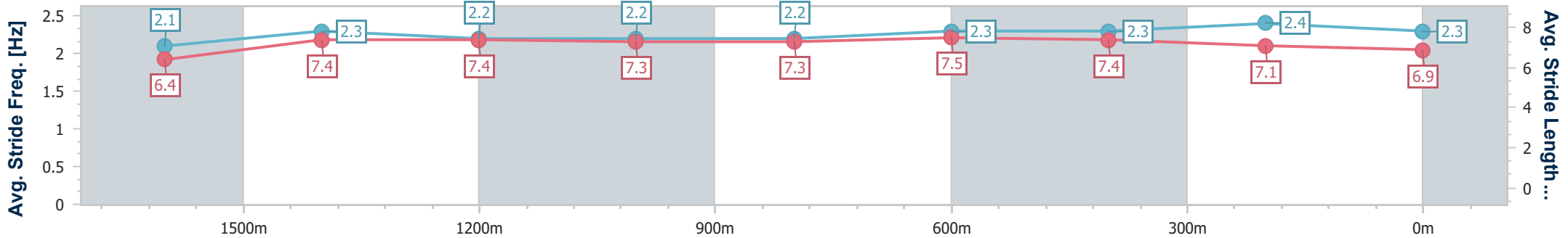
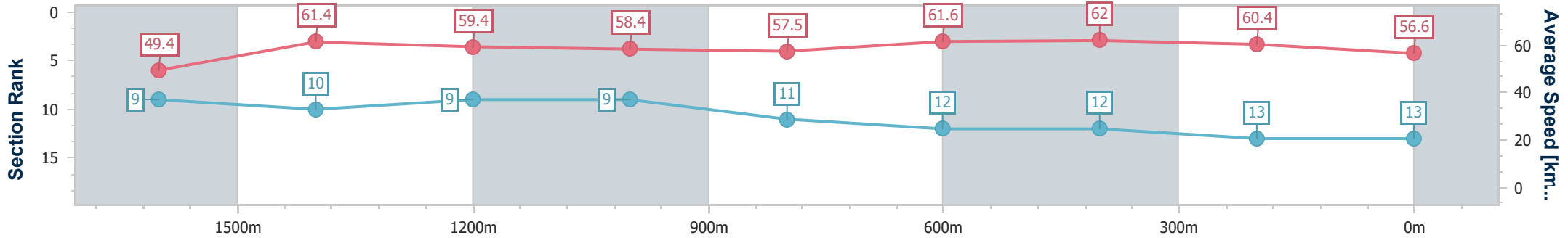
Race 8: THE TAB WAVE - 1800m

07 January 2023 - 17:14

Track Rating: Good 3, Weather: Fine, Rail Position: True Entire Course



Section	Overall	1600m	1400m	1200m	1000m	800m	600m	400m	200m				
Section Times	1:51.40 [13] (0:14.58)	1:36.82 [9] (0:11.78)	1:25.04 [10] (0:12.15)	1:12.89 [9] (0:12.33)	1:00.56 [9] (0:12.57)	0:47.99 [11] (0:11.71)	0:36.28 [12] (0:11.62)	0:24.66 [12] (0:11.92)	0:12.74 [13] (0:12.74)				
Average Speed [km/h]	49.4	61.4	59.4	58.4	57.5	61.6	62.0	60.4	56.6				
Top Speed [km/h]	63.5	62.9	60.8	60.4	60.8	62.7	63.2	61.6	59.5				
Avg. Dist. to Rail [m]	2.1	1.0	0.5	0.6	0.8	0.4	0.2	1.8	1.3				
Avg. Stride Freq. [Hz]	2.1	2.3	2.2	2.2	2.2	2.3	2.3	2.4	2.3				
Avg. Stride Length [m]	6.4	7.4	7.4	7.3	7.3	7.5	7.4	7.1	6.9				



- [] Ranking at each section and finish
- .-.- No data available at this section
- NA No data available