



Aquis Park Gold Coast QLD Professional
Race 7: MAGIC MILLIONS RISING STARS 3YO & 4YO Colts, Geldings &
Entires Class 4 Plate - 1300m
07 January 2023 - 16:34



Track Rating: Good 3, Weather: Fine, Rail Position: True Entire Course

Section			Overall	1200m	1000m	800m	600m	400m	Last 600m			
Field Times			1:14.81 (0:07.76)	1:07.05 (0:10.59)	0:56.46 (0:11.09)	0:45.37 (0:11.15)	0:34.22 (0:11.24)	0:22.98 (0:11.33)	0:34.22			
Rank	TAB	Horse/Jockey	Top Speed [km/h]	Fastest Section								Distance Travelled [m]
1	7	SPIRITUALISED James Orman	70.1 1200m	0:07.82 Overall	1:14.81 [1] (0:07.82)	1:06.99 [2] (0:10.53)	0:56.46 [1] (0:11.09)	0:45.37 [1] (0:11.15)	0:34.22 [1] (0:11.24)	0:22.98 [1] (0:11.33)	0:34.22	
2	5	MOBSTAR Andrew Mallyon	69.5 1000m	0:08.48 Overall	1:15.11 [2] (0:08.48)	1:06.63 [14] (0:10.94)	0:55.69 [14] (0:10.99)	0:44.70 [14] (0:11.18)	0:33.52 [14] (0:11.12)	0:22.40 [13] (0:10.94)	0:33.52	+2
3	11	WEALTHY INVESTOR Jim Byrne	69.1 1200m	0:07.82 Overall	1:15.13 [3] (0:07.82)	1:07.31 [2] (0:10.68)	0:56.63 [3] (0:11.05)	0:45.58 [4] (0:11.20)	0:34.38 [4] (0:11.16)	0:23.22 [3] (0:11.35)	0:34.38	+0
3	13	WEST OF AFRICA Chad Schofield	69.2 1200m	0:08.30 Overall	1:15.13 [3] (0:08.30)	1:06.83 [12] (0:10.71)	0:56.12 [11] (0:11.03)	0:45.09 [9] (0:11.18)	0:33.91 [9] (0:11.23)	0:22.68 [9] (0:11.10)	0:33.91	-2
5	15	DATA PATCH Martin Harley	67.2 1200m	0:08.33 Overall	1:15.30 [5] (0:08.33)	1:06.97 [13] (0:10.95)	0:56.02 [13] (0:11.02)	0:45.00 [13] (0:11.20)	0:33.80 [12] (0:10.99)	0:22.81 [10] (0:11.21)	0:33.80	-1
6	10	RESONATOR James McDonald	68.9 1200m	0:07.76 Overall	1:15.41 [6] (0:07.76)	1:07.65 [1] (0:10.70)	0:56.95 [2] (0:11.06)	0:45.89 [2] (0:11.19)	0:34.70 [3] (0:11.15)	0:23.55 [2] (0:11.42)	0:34.70	+0
7	12	DAYTONA Craig Williams	68.5 1200m	0:07.98 Overall	1:15.44 [7] (0:07.98)	1:07.46 [4] (0:10.73)	0:56.73 [5] (0:11.10)	0:45.63 [7] (0:11.16)	0:34.47 [6] (0:11.26)	0:23.21 [8] (0:11.29)	0:34.47	+5
8	8	PENTITO Michael Cahill	67.1 1200m	0:08.20 Overall	1:15.50 [8] (0:08.20)	1:07.30 [8] (0:10.99)	0:56.31 [12] (0:11.01)	0:45.30 [11] (0:11.21)	0:34.09 [11] (0:11.22)	0:22.87 [12] (0:11.22)	0:34.09	+4
9	14	OAKFIELD TRIUMPH Ben Thompson	69.5 1200m	0:08.09 Overall	1:15.51 [9] (0:08.09)	1:07.42 [7] (0:10.66)	0:56.76 [7] (0:11.00)	0:45.76 [6] (0:11.24)	0:34.52 [7] (0:11.21)	0:23.31 [7] (0:11.39)	0:34.52	+1
10	1	ARENTEE Kerrin McEvoy	66.7 1200m	0:08.00 Overall	1:15.58 [10] (0:08.00)	1:07.58 [5] (0:11.00)	0:56.58 [10] (0:11.29)	0:45.29 [12] (0:11.23)	0:34.06 [13] (0:11.25)	0:22.81 [14] (0:11.20)	0:34.06	+8

[] Ranking at each section and finish
 -:-:- No data available at this section
 NA No data available

SCN Saddle cloth number
 DNF Did not finish
 DNT Did not track

Track Rating: Good 3, Weather: Fine, Rail Position: True Entire Course

Section	Overall	1200m	1000m	800m	600m	400m	Last 600m
Field Times	1:14.81 (0:07.76)	1:07.05 (0:10.59)	0:56.46 (0:11.09)	0:45.37 (0:11.15)	0:34.22 (0:11.24)	0:22.98 (0:11.33)	0:34.22

Rank	TAB	Horse/Jockey	Top Speed [km/h]	Fastest Section	Overall	1200m	1000m	800m	600m	400m	Last 600m	Distance Travelled [m]
11	6	PRIME ASSET Ryan Wiggins	71.1 1200m	0:08.28 Overall	1:16.03 [11] (0:08.28)	1:07.75 [10] (0:10.52)	0:57.23 [4] (0:10.97)	0:46.26 [3] (0:11.24)	0:35.02 [2] (0:11.35)	0:23.67 [4] (0:11.54)	0:35.02	+6
12	4	READY FOR ANYTHING Brodie Loy	68.6 1200m	0:08.10 Overall	1:16.04 [12] (0:08.10)	1:07.94 [6] (0:10.80)	0:57.14 [6] (0:11.00)	0:46.14 [5] (0:11.24)	0:34.90 [5] (0:11.30)	0:23.60 [5] (0:11.41)	0:34.90	+1
13	3	I AM LETHAL Brenton Avdulla	68.5 1200m	0:08.33 Overall	1:16.08 [13] (0:08.33)	1:07.75 [11] (0:10.73)	0:57.02 [9] (0:11.08)	0:45.94 [8] (0:11.22)	0:34.72 [8] (0:11.24)	0:23.48 [6] (0:11.34)	0:34.72	+3
14	9	CHARLIE'S CASE Taylor Marshall	68.3 1200m	0:08.28 Overall	1:16.22 [14] (0:08.28)	1:07.94 [8] (0:10.77)	0:57.17 [8] (0:11.29)	0:45.88 [10] (0:11.26)	0:34.62 [10] (0:11.41)	0:23.21 [11] (0:11.47)	0:34.62	+7
15	2	LUCKY EXCHANGE William Pike	67.4 1000m	0:08.70 Overall	1:16.32 [15] (0:08.70)	1:07.62 [15] (0:11.02)	0:56.60 [15] (0:11.14)	0:45.46 [15] (0:11.37)	0:34.09 [15] (0:11.24)	0:22.85 [15] (0:11.19)	0:34.09	+1



Aquis Park Gold Coast QLD Professional
Race 7: MAGIC MILLIONS RISING STARS 3YO & 4YO Colts, Geldings & Entire Class 4 Plate - 1300m
07 January 2023 - 16:34



Track Rating: Good 3, Weather: Fine, Rail Position: True Entire Course

Section				200m			Last 600m
Field Times				0:11.65			0:34.22
				(0:11.65)			
Rank	TAB Horse/Jockey	Top Speed [km/h]	Fastest Section	Margin			Distance Travelled [m]
1	7 SPIRITUALISED James Orman	70.1 1200m	0:07.82 Overall	0:11.65 [1] (0:11.65)	1:14.81		0:34.22
2	5 MOBSTAR Andrew Mallyon	69.5 1000m	0:08.48 Overall	0:11.46 [10] (0:11.46)	1.8L		0:33.52 +2
3	11 WEALTHY INVESTOR Jim Byrne	69.1 1200m	0:07.82 Overall	0:11.87 [2] (0:11.87)	1.9L		0:34.38 +0
3	13 WEST OF AFRICA Chad Schofield	69.2 1200m	0:08.30 Overall	0:11.58 [8] (0:11.58)	1.9L		0:33.91 -2
5	15 DATA PATCH Martin Harley	67.2 1200m	0:08.33 Overall	0:11.60 [11] (0:11.60)	2.7L		0:33.80 -1
6	10 RESONATOR James McDonald	68.9 1200m	0:07.76 Overall	0:12.13 [3] (0:12.13)	3.2L		0:34.70 +0
7	12 DAYTONA Craig Williams	68.5 1200m	0:07.98 Overall	0:11.92 [6] (0:11.92)	3.4L		0:34.47 +5
8	8 PENTITO Michael Cahill	67.1 1200m	0:08.20 Overall	0:11.65 [12] (0:11.65)	3.6L		0:34.09 +4
9	14 OAKFIELD TRIUMPH Ben Thompson	69.5 1200m	0:08.09 Overall	0:11.92 [9] (0:11.92)	3.7L		0:34.52 +1
10	1 ARENTEE Kerrin McEvoy	66.7 1200m	0:08.00 Overall	0:11.61 [13] (0:11.61)	4L		0:34.06 +8

[] Ranking at each section and finish
 -:-:- No data available at this section
 NA No data available

SCN Saddle cloth number
 DNF Did not finish
 DNT Did not track



Aquis Park Gold Coast QLD Professional
Race 7: MAGIC MILLIONS RISING STARS 3YO & 4YO Colts, Geldings & Entires Class 4 Plate - 1300m
07 January 2023 - 16:34



Track Rating: Good 3, Weather: Fine, Rail Position: True Entire Course

Section		200m		Last 600m		
Field Times		0:11.65 (0:11.65)		0:34.22		
Rank	TAB Horse/Jockey	Top Speed [km/h]	Fastest Section	Margin	Distance Travelled [m]	
11	6 PRIME ASSET Ryan Wiggins	71.1 1200m	0:08.28 Overall	0:12.13 [5] (0:12.13)	4.2L	0:35.02 +6
12	4 READY FOR ANYTHING Brodie Loy	68.6 1200m	0:08.10 Overall	0:12.19 [4] (0:12.19)	4.3L	0:34.90 +1
13	3 I AM LETHAL Brenton Avdulla	68.5 1200m	0:08.33 Overall	0:12.14 [7] (0:12.14)	4.5L	0:34.72 +3
14	9 CHARLIE'S CASE Taylor Marshall	68.3 1200m	0:08.28 Overall	0:11.74 [14] (0:11.74)	5.3L	0:34.62 +7
15	2 LUCKY EXCHANGE William Pike	67.4 1000m	0:08.70 Overall	0:11.66 [15] (0:11.66)	5.8L	0:34.09 +1

[] Ranking at each section and finish
 -:-:-:- No data available at this section
 NA No data available

SCN Saddle cloth number
 DNF Did not finish
 DNT Did not track



Horse/Jockey Name	Spiritualised
Final Rank	1
Fastest Section Time (Section)	0:07.82 (Overall)
Top Speed [km/h] (Section)	70.1 (1200m)
Race State	Finished



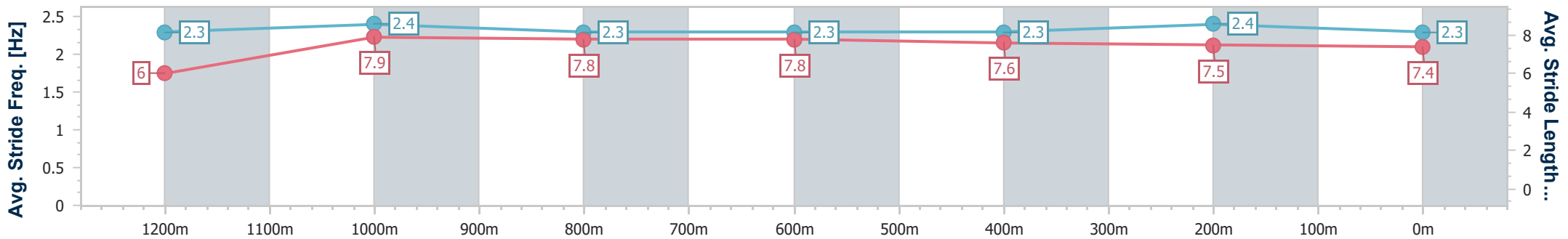
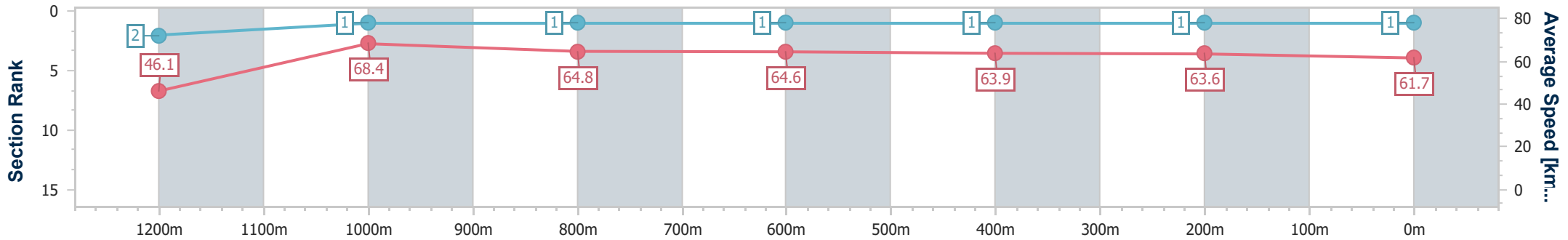
Aquis Park Gold Coast QLD Professional
Race 7: MAGIC MILLIONS RISING STARS 3YO & 4YO Colts,
Geldings & Entires Class 4 Plate - 1300m



07 January 2023 - 16:34

Track Rating: Good 3, Weather: Fine, Rail Position: True Entire Course

Section	Overall	1200m	1000m	800m	600m	400m	200m
Section Times	1:14.81 [1] (0:07.82)	1:06.99 [2] (0:10.53)	0:56.46 [1] (0:11.09)	0:45.37 [1] (0:11.15)	0:34.22 [1] (0:11.24)	0:22.98 [1] (0:11.33)	0:11.65 [1] (0:11.65)
Average Speed [km/h]	46.1	68.4	64.8	64.6	63.9	63.6	61.7
Top Speed [km/h]	66.6	70.1	66.2	65.6	65.2	64.9	65.0
Avg. Dist. to Rail [m]	9.5	4.1	0.4	0.4	0.4	0.4	1.9
Avg. Stride Freq. [Hz]	2.3	2.4	2.3	2.3	2.3	2.4	2.3
Avg. Stride Length [m]	6.0	7.9	7.8	7.8	7.6	7.5	7.4



- [] Ranking at each section and finish
- .-.- No data available at this section
- NA No data available



Horse/Jockey Name	Mobstar
Final Rank	2
Fastest Section Time (Section)	0:08.48 (Overall)
Top Speed [km/h] (Section)	69.5 (1000m)
Race State	Finished



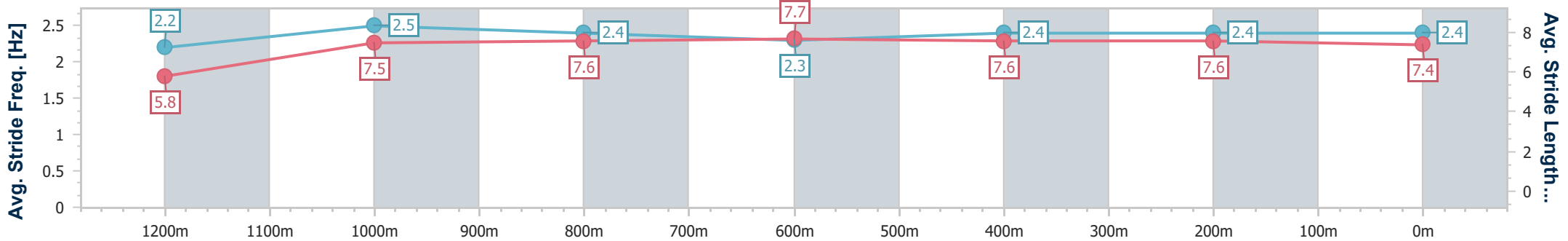
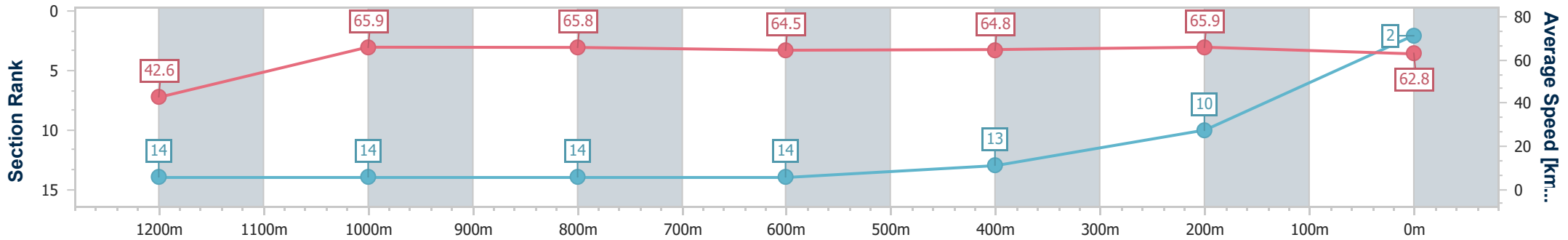
Aquis Park Gold Coast QLD Professional
Race 7: MAGIC MILLIONS RISING STARS 3YO & 4YO Colts, Geldings & Entires Class 4 Plate - 1300m



07 January 2023 - 16:34

Track Rating: Good 3, Weather: Fine, Rail Position: True Entire Course

Section	Overall	1200m	1000m	800m	600m	400m	200m
Section Times	1:15.11 [2] (0:08.48)	1:06.63 [14] (0:10.94)	0:55.69 [14] (0:10.99)	0:44.70 [14] (0:11.18)	0:33.52 [14] (0:11.12)	0:22.40 [13] (0:10.94)	0:11.46 [10] (0:11.46)
Average Speed [km/h]	42.6	65.9	65.8	64.5	64.8	65.9	62.8
Top Speed [km/h]	57.8	69.5	69.5	66.0	65.6	66.3	65.9
Avg. Dist. to Rail [m]	13.6	3.7	1.2	0.3	0.1	3.3	7.2
Avg. Stride Freq. [Hz]	2.2	2.5	2.4	2.3	2.4	2.4	2.4
Avg. Stride Length [m]	5.8	7.5	7.6	7.7	7.6	7.6	7.4



- [] Ranking at each section and finish
- .-.- No data available at this section
- NA No data available



Horse/Jockey Name	Wealthy Investor
Final Rank	3
Fastest Section Time (Section)	0:07.82 (Overall)
Top Speed [km/h] (Section)	69.1 (1200m)
Race State	Finished



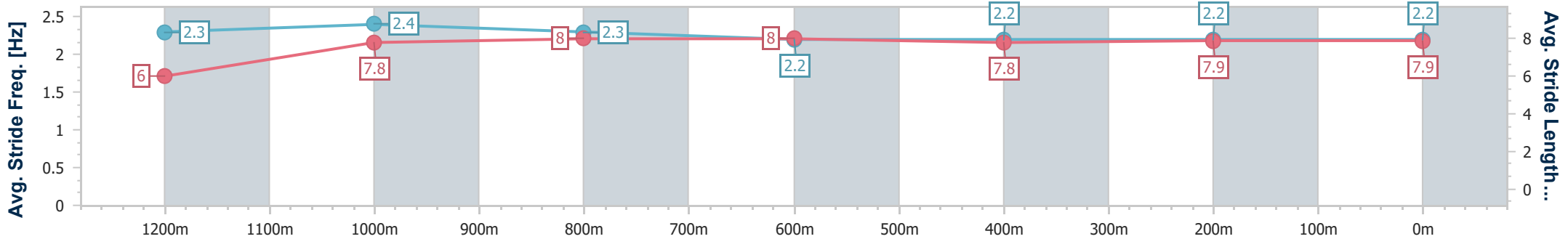
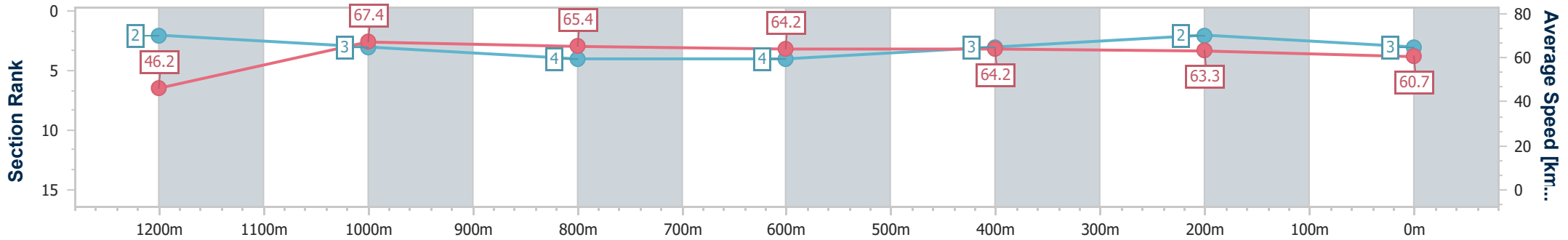
Aquis Park Gold Coast QLD Professional
Race 7: MAGIC MILLIONS RISING STARS 3YO & 4YO Colts, Geldings & Entires Class 4 Plate - 1300m



07 January 2023 - 16:34

Track Rating: Good 3, Weather: Fine, Rail Position: True Entire Course

Section	Overall	1200m	1000m	800m	600m	400m	200m						
Section Times	1:15.13 [3] (0:07.82)	1:07.31 [2] (0:10.68)	0:56.63 [3] (0:11.05)	0:45.58 [4] (0:11.20)	0:34.38 [4] (0:11.16)	0:23.22 [3] (0:11.35)	0:11.87 [2] (0:11.87)						
Average Speed [km/h]	46.2	67.4	65.4	64.2	64.2	63.3	60.7						
Top Speed [km/h]	64.2	69.1	66.1	64.8	65.4	63.9	63.2						
Avg. Dist. to Rail [m]	1.0	1.1	0.5	0.2	0.9	1.2	0.9						
Avg. Stride Freq. [Hz]	2.3	2.4	2.3	2.2	2.2	2.2	2.2						
Avg. Stride Length [m]	6.0	7.8	8.0	8.0	7.8	7.9	7.9						



- [] Ranking at each section and finish
- .-.- No data available at this section
- NA No data available



Horse/Jockey Name	West Of Africa
Final Rank	3
Fastest Section Time (Section)	0:08.30 (Overall)
Top Speed [km/h] (Section)	69.2 (1200m)
Race State	Finished



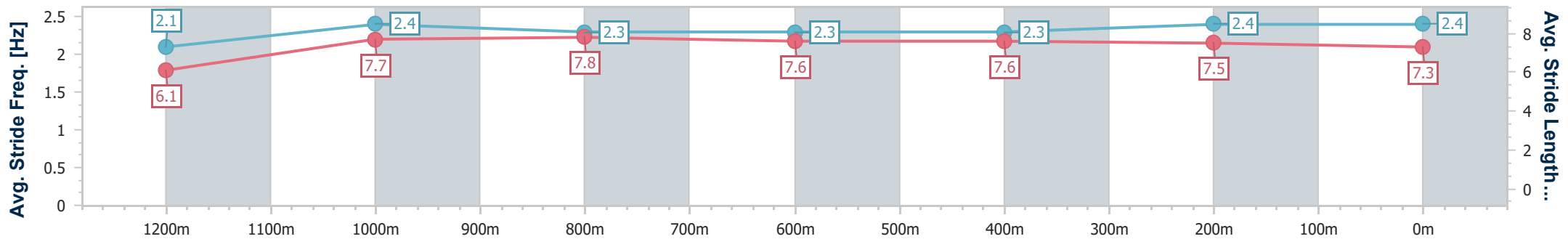
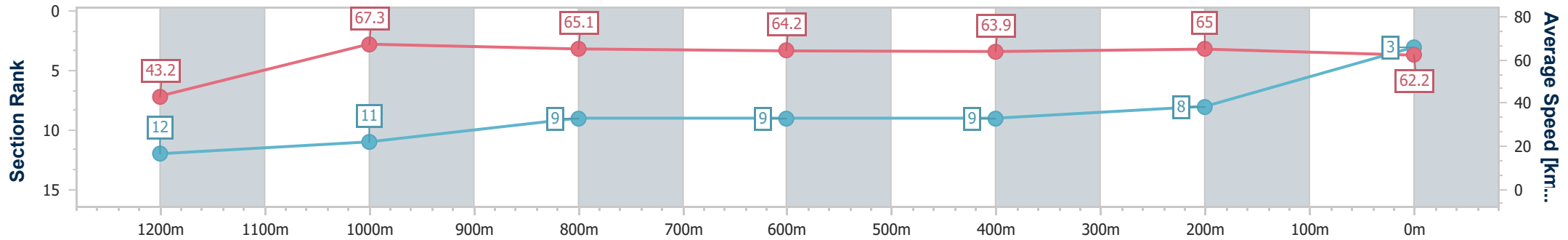
Aquis Park Gold Coast QLD Professional
Race 7: MAGIC MILLIONS RISING STARS 3YO & 4YO Colts, Geldings & Entires Class 4 Plate - 1300m



07 January 2023 - 16:34

Track Rating: Good 3, Weather: Fine, Rail Position: True Entire Course

Section	Overall	1200m	1000m	800m	600m	400m	200m							
Section Times	1:15.13 [3] (0:08.30)	1:06.83 [12] (0:10.71)	0:56.12 [11] (0:11.03)	0:45.09 [9] (0:11.18)	0:33.91 [9] (0:11.23)	0:22.68 [9] (0:11.10)	0:11.58 [8] (0:11.58)							
Average Speed [km/h]	43.2	67.3	65.1	64.2	63.9	65.0	62.2							
Top Speed [km/h]	63.4	69.2	66.8	65.7	64.9	66.5	65.9							
Avg. Dist. to Rail [m]	4.5	1.4	0.3	1.3	0.4	2.0	5.0							
Avg. Stride Freq. [Hz]	2.1	2.4	2.3	2.3	2.3	2.4	2.4							
Avg. Stride Length [m]	6.1	7.7	7.8	7.6	7.6	7.5	7.3							



- [] Ranking at each section and finish
- .-.- No data available at this section
- NA No data available



Horse/Jockey Name	Data Patch
Final Rank	5
Fastest Section Time (Section)	0:08.33 (Overall)
Top Speed [km/h] (Section)	67.2 (1200m)
Race State	Finished



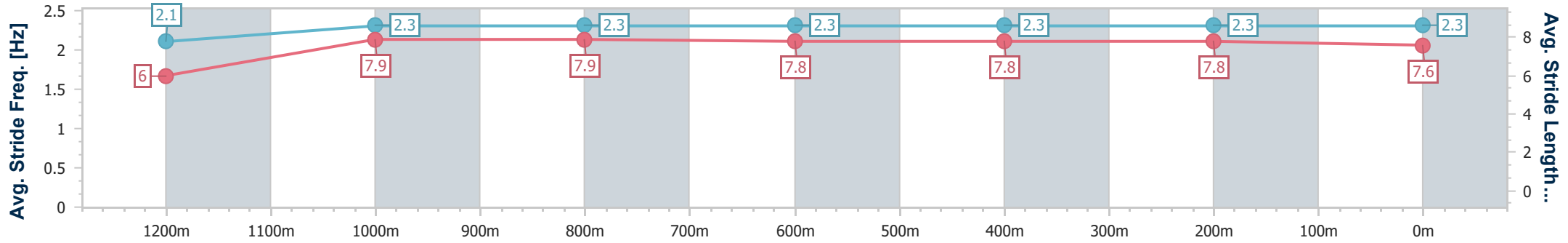
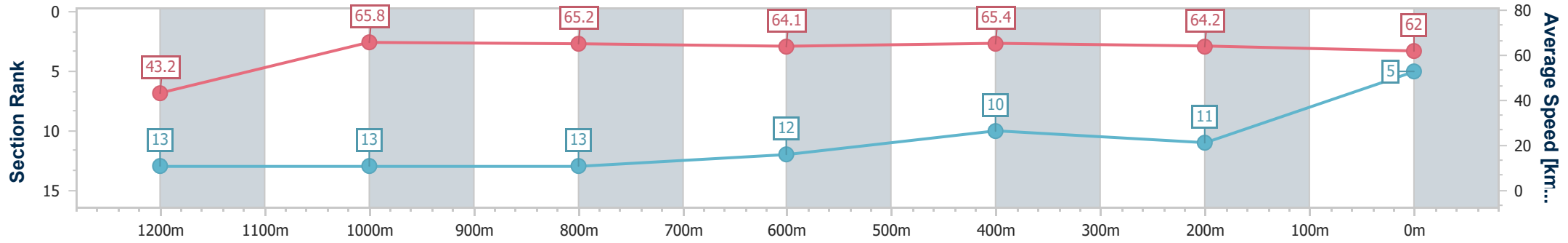
Aquis Park Gold Coast QLD Professional
Race 7: MAGIC MILLIONS RISING STARS 3YO & 4YO Colts, Geldings & Entires Class 4 Plate - 1300m



07 January 2023 - 16:34

Track Rating: Good 3, Weather: Fine, Rail Position: True Entire Course

Section	Overall	1200m	1000m	800m	600m	400m	200m
Section Times	1:15.30 [5] (0:08.33)	1:06.97 [13] (0:10.95)	0:56.02 [13] (0:11.02)	0:45.00 [13] (0:11.20)	0:33.80 [12] (0:10.99)	0:22.81 [10] (0:11.21)	0:11.60 [11] (0:11.60)
Average Speed [km/h]	43.2	65.8	65.2	64.1	65.4	64.2	62.0
Top Speed [km/h]	60.0	67.2	66.5	65.7	67.0	65.6	63.6
Avg. Dist. to Rail [m]	8.8	2.8	0.4	0.4	0.2	0.2	0.7
Avg. Stride Freq. [Hz]	2.1	2.3	2.3	2.3	2.3	2.3	2.3
Avg. Stride Length [m]	6.0	7.9	7.9	7.8	7.8	7.8	7.6



- [] Ranking at each section and finish
- .-.- No data available at this section
- NA No data available



Horse/Jockey Name	Resonator
Final Rank	6
Fastest Section Time (Section)	0:07.76 (Overall)
Top Speed [km/h] (Section)	68.9 (1200m)
Race State	Finished



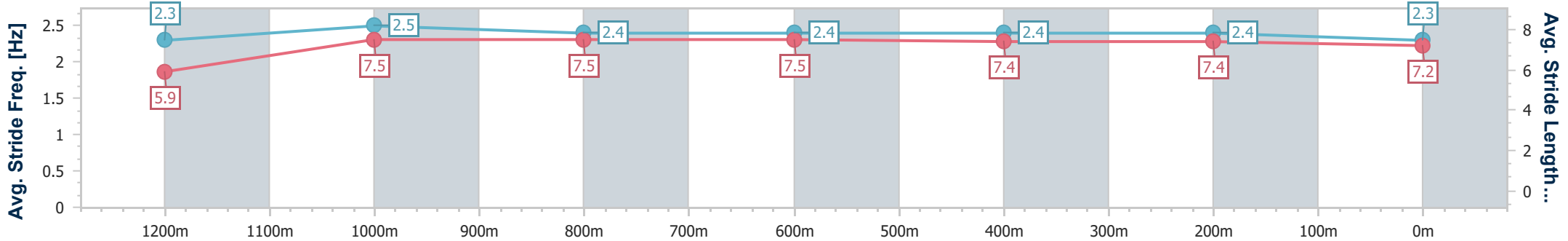
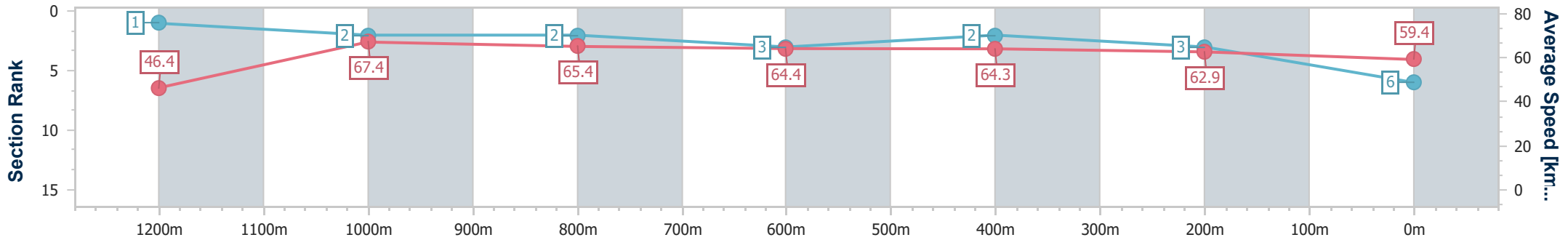
Aquis Park Gold Coast QLD Professional
Race 7: MAGIC MILLIONS RISING STARS 3YO & 4YO Colts, Geldings & Entires Class 4 Plate - 1300m



07 January 2023 - 16:34

Track Rating: Good 3, Weather: Fine, Rail Position: True Entire Course

Section	Overall	1200m	1000m	800m	600m	400m	200m
Section Times	1:15.41 [6] (0:07.76)	1:07.65 [1] (0:10.70)	0:56.95 [2] (0:11.06)	0:45.89 [2] (0:11.19)	0:34.70 [3] (0:11.15)	0:23.55 [2] (0:11.42)	0:12.13 [3] (0:12.13)
Average Speed [km/h]	46.4	67.4	65.4	64.4	64.3	62.9	59.4
Top Speed [km/h]	64.9	68.9	68.0	66.2	66.5	64.9	62.4
Avg. Dist. to Rail [m]	3.6	2.4	0.7	0.4	0.6	0.8	1.4
Avg. Stride Freq. [Hz]	2.3	2.5	2.4	2.4	2.4	2.4	2.3
Avg. Stride Length [m]	5.9	7.5	7.5	7.5	7.4	7.4	7.2



- [] Ranking at each section and finish
- .-.- No data available at this section
- NA No data available



Horse/Jockey Name	Daytona
Final Rank	7
Fastest Section Time (Section)	0:07.98 (Overall)
Top Speed [km/h] (Section)	68.5 (1200m)
Race State	Finished



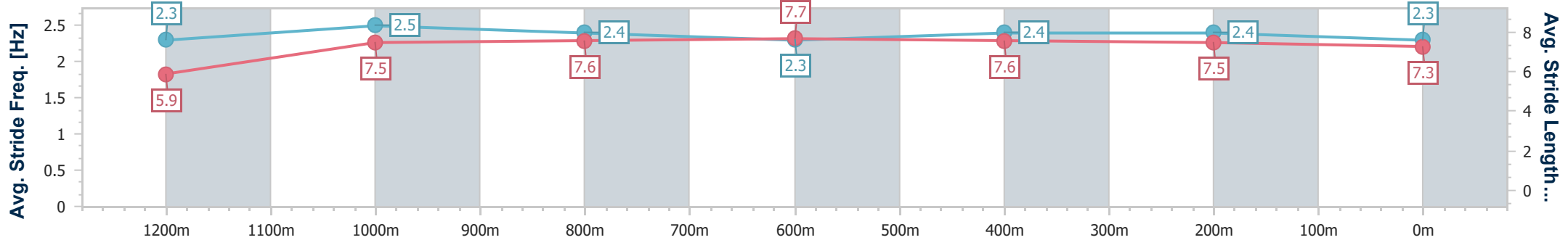
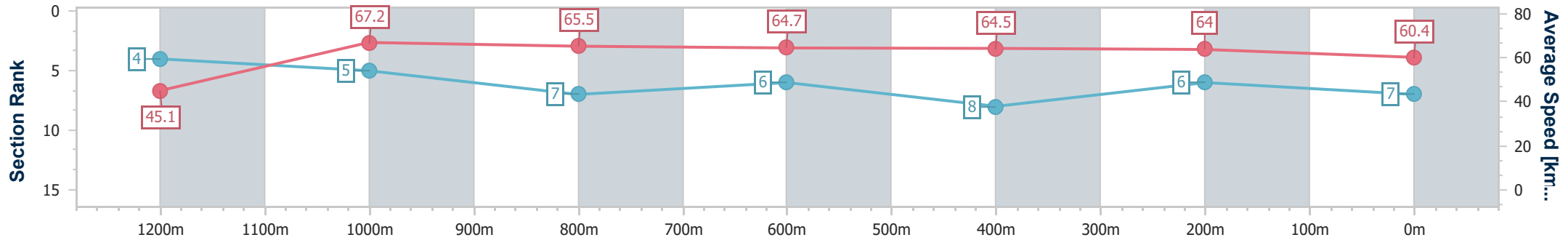
Aquis Park Gold Coast QLD Professional
Race 7: MAGIC MILLIONS RISING STARS 3YO & 4YO Colts, Geldings & Entires Class 4 Plate - 1300m



07 January 2023 - 16:34

Track Rating: Good 3, Weather: Fine, Rail Position: True Entire Course

Section	Overall	1200m	1000m	800m	600m	400m	200m						
Section Times	1:15.44 [7] (0:07.98)	1:07.46 [4] (0:10.73)	0:56.73 [5] (0:11.10)	0:45.63 [7] (0:11.16)	0:34.47 [6] (0:11.26)	0:23.21 [8] (0:11.29)	0:11.92 [6] (0:11.92)						
Average Speed [km/h]	45.1	67.2	65.5	64.7	64.5	64.0	60.4						
Top Speed [km/h]	63.8	68.5	66.4	65.8	65.5	65.0	63.3						
Avg. Dist. to Rail [m]	10.1	4.5	1.8	1.2	1.6	3.5	5.6						
Avg. Stride Freq. [Hz]	2.3	2.5	2.4	2.3	2.4	2.4	2.3						
Avg. Stride Length [m]	5.9	7.5	7.6	7.7	7.6	7.5	7.3						



- [] Ranking at each section and finish
- .-.- No data available at this section
- NA No data available



Horse/Jockey Name	Pentito
Final Rank	8
Fastest Section Time (Section)	0:08.20 (Overall)
Top Speed [km/h] (Section)	67.1 (1200m)
Race State	Finished



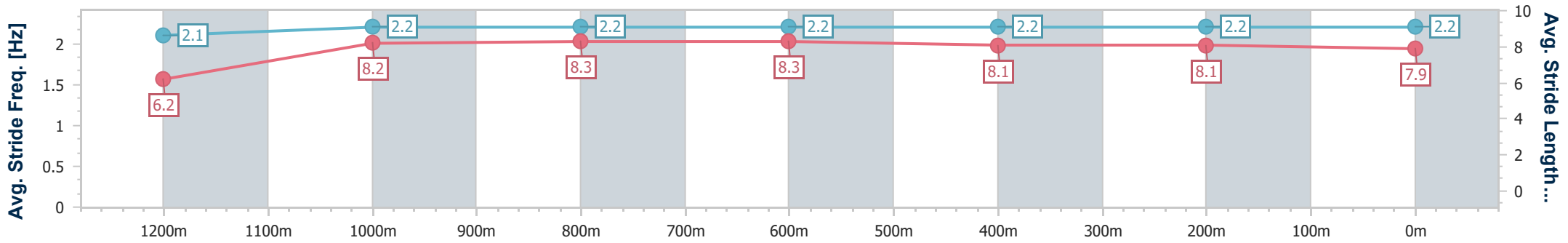
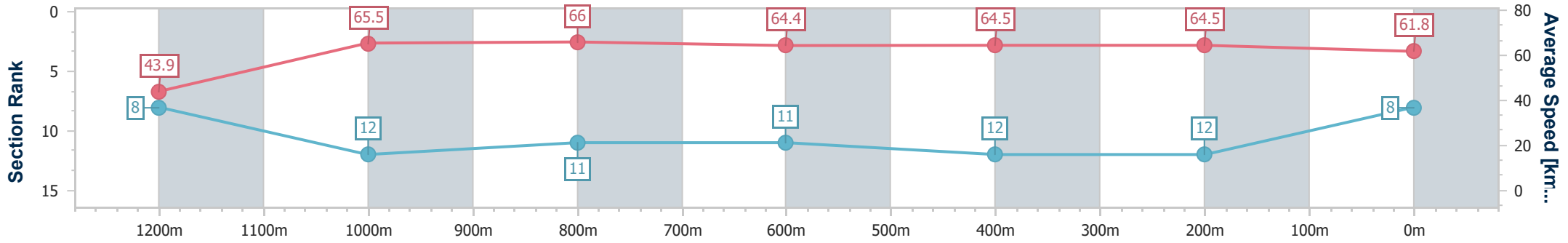
Aquis Park Gold Coast QLD Professional
Race 7: MAGIC MILLIONS RISING STARS 3YO & 4YO Colts, Geldings & Entires Class 4 Plate - 1300m



07 January 2023 - 16:34

Track Rating: Good 3, Weather: Fine, Rail Position: True Entire Course

Section	Overall	1200m	1000m	800m	600m	400m	200m
Section Times	1:15.50 [8] (0:08.20)	1:07.30 [8] (0:10.99)	0:56.31 [12] (0:11.01)	0:45.30 [11] (0:11.21)	0:34.09 [11] (0:11.22)	0:22.87 [12] (0:11.22)	0:11.65 [12] (0:11.65)
Average Speed [km/h]	43.9	65.5	66.0	64.4	64.5	64.5	61.8
Top Speed [km/h]	62.2	67.1	67.0	65.3	65.2	64.9	63.6
Avg. Dist. to Rail [m]	8.5	4.7	1.5	0.7	1.1	5.1	8.7
Avg. Stride Freq. [Hz]	2.1	2.2	2.2	2.2	2.2	2.2	2.2
Avg. Stride Length [m]	6.2	8.2	8.3	8.3	8.1	8.1	7.9



- [] Ranking at each section and finish
- .-.- No data available at this section
- NA No data available



Horse/Jockey Name	Oakfield Triumph
Final Rank	9
Fastest Section Time (Section)	0:08.09 (Overall)
Top Speed [km/h] (Section)	69.5 (1200m)
Race State	Finished



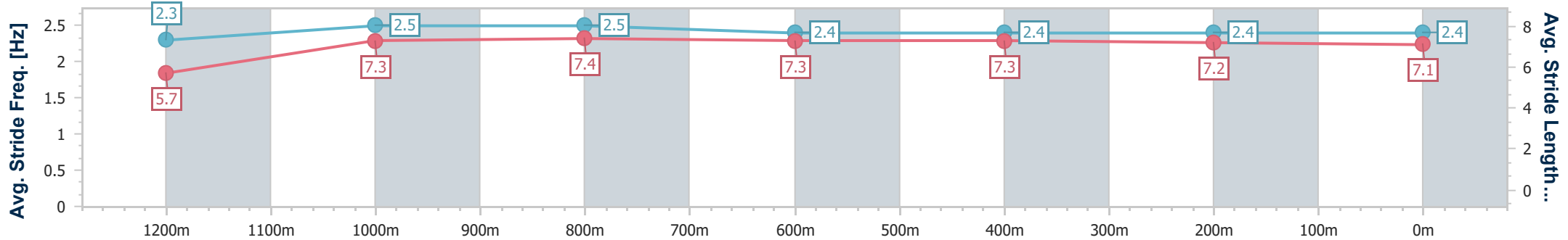
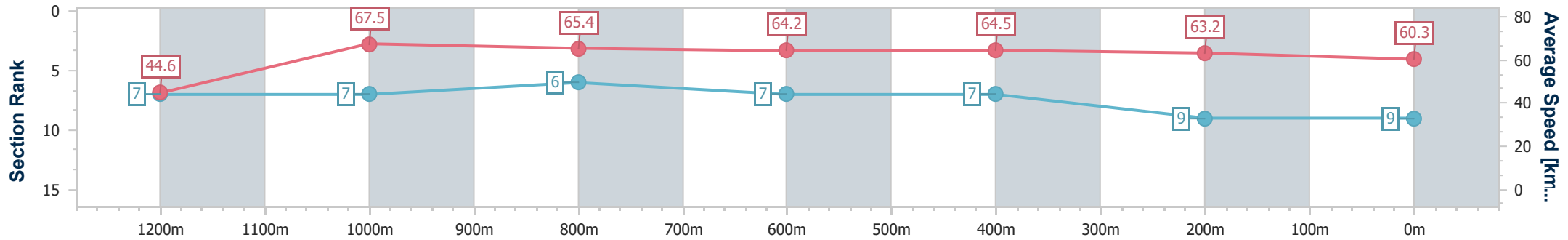
Aquis Park Gold Coast QLD Professional
Race 7: MAGIC MILLIONS RISING STARS 3YO & 4YO Colts, Geldings & Entires Class 4 Plate - 1300m



07 January 2023 - 16:34

Track Rating: Good 3, Weather: Fine, Rail Position: True Entire Course

Section	Overall	1200m	1000m	800m	600m	400m	200m							
Section Times	1:15.51 [9] (0:08.09)	1:07.42 [7] (0:10.66)	0:56.76 [7] (0:11.00)	0:45.76 [6] (0:11.24)	0:34.52 [7] (0:11.21)	0:23.31 [7] (0:11.39)	0:11.92 [9] (0:11.92)							
Average Speed [km/h]	44.6	67.5	65.4	64.2	64.5	63.2	60.3							
Top Speed [km/h]	64.5	69.5	66.5	64.9	65.7	64.3	62.7							
Avg. Dist. to Rail [m]	1.1	0.9	0.3	1.3	1.0	0.5	0.3							
Avg. Stride Freq. [Hz]	2.3	2.5	2.5	2.4	2.4	2.4	2.4							
Avg. Stride Length [m]	5.7	7.3	7.4	7.3	7.3	7.2	7.1							



- [] Ranking at each section and finish
- .-.- No data available at this section
- NA No data available



Horse/Jockey Name	Arentee
Final Rank	10
Fastest Section Time (Section)	0:08.00 (Overall)
Top Speed [km/h] (Section)	66.7 (1200m)
Race State	Finished



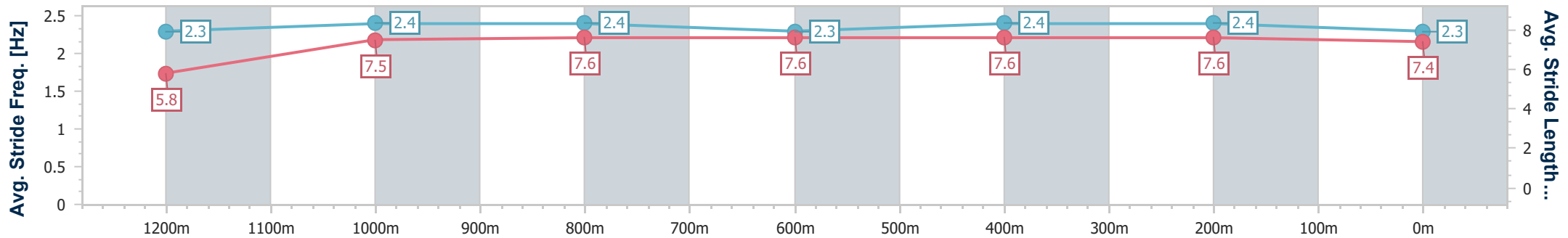
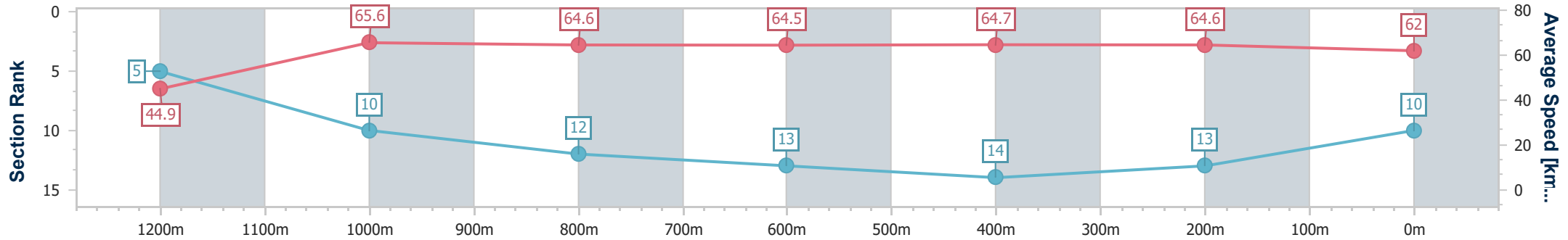
Aquis Park Gold Coast QLD Professional
Race 7: MAGIC MILLIONS RISING STARS 3YO & 4YO Colts, Geldings & Entires Class 4 Plate - 1300m



07 January 2023 - 16:34

Track Rating: Good 3, Weather: Fine, Rail Position: True Entire Course

Section	Overall	1200m	1000m	800m	600m	400m	200m
Section Times	1:15.58 [10] (0:08.00)	1:07.58 [5] (0:11.00)	0:56.58 [10] (0:11.29)	0:45.29 [12] (0:11.23)	0:34.06 [13] (0:11.25)	0:22.81 [14] (0:11.20)	0:11.61 [13] (0:11.61)
Average Speed [km/h]	44.9	65.6	64.6	64.5	64.7	64.6	62.0
Top Speed [km/h]	61.3	66.7	65.4	65.6	65.6	65.2	63.9
Avg. Dist. to Rail [m]	12.1	5.9	2.7	1.5	2.0	6.2	9.5
Avg. Stride Freq. [Hz]	2.3	2.4	2.4	2.3	2.4	2.4	2.3
Avg. Stride Length [m]	5.8	7.5	7.6	7.6	7.6	7.6	7.4



- [] Ranking at each section and finish
- .-.- No data available at this section
- NA No data available



Horse/Jockey Name	Prime Asset
Final Rank	11
Fastest Section Time (Section)	0:08.28 (Overall)
Top Speed [km/h] (Section)	71.1 (1200m)
Race State	Finished



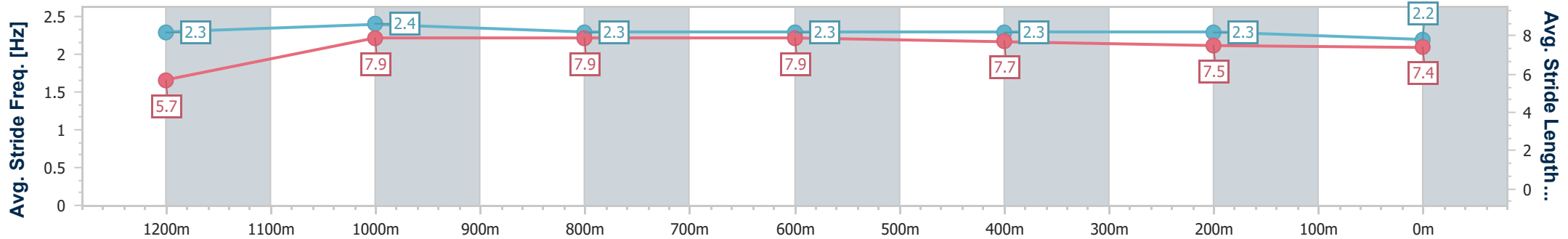
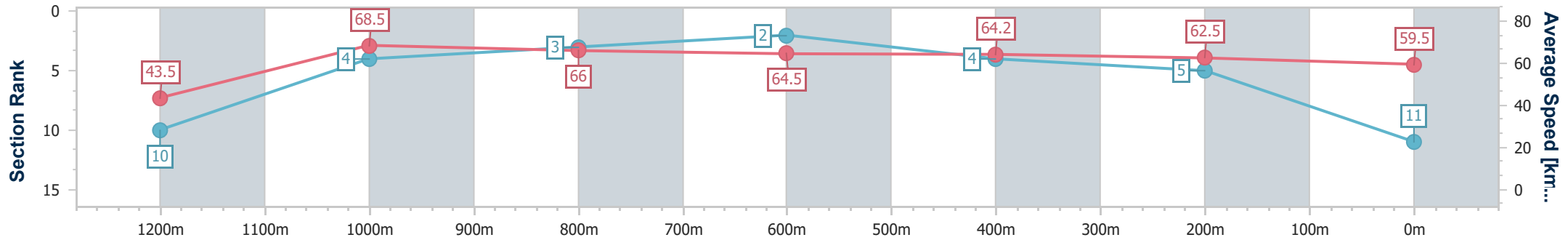
Aquis Park Gold Coast QLD Professional
 Race 7: MAGIC MILLIONS RISING STARS 3YO & 4YO Colts,
 Geldings & Entires Class 4 Plate - 1300m



07 January 2023 - 16:34

Track Rating: Good 3, Weather: Fine, Rail Position: True Entire Course

Section	Overall	1200m	1000m	800m	600m	400m	200m
Section Times	1:16.03 [11] (0:08.28)	1:07.75 [10] (0:10.52)	0:57.23 [4] (0:10.97)	0:46.26 [3] (0:11.24)	0:35.02 [2] (0:11.35)	0:23.67 [4] (0:11.54)	0:12.13 [5] (0:12.13)
Average Speed [km/h]	43.5	68.5	66.0	64.5	64.2	62.5	59.5
Top Speed [km/h]	68.0	71.1	67.5	65.9	66.7	63.6	61.6
Avg. Dist. to Rail [m]	3.9	3.1	1.4	1.4	2.2	3.2	4.7
Avg. Stride Freq. [Hz]	2.3	2.4	2.3	2.3	2.3	2.3	2.2
Avg. Stride Length [m]	5.7	7.9	7.9	7.9	7.7	7.5	7.4



- [] Ranking at each section and finish
- .-.- No data available at this section
- NA No data available



Horse/Jockey Name	Ready For Anything
Final Rank	12
Fastest Section Time (Section)	0:08.10 (Overall)
Top Speed [km/h] (Section)	68.6 (1200m)
Race State	Finished



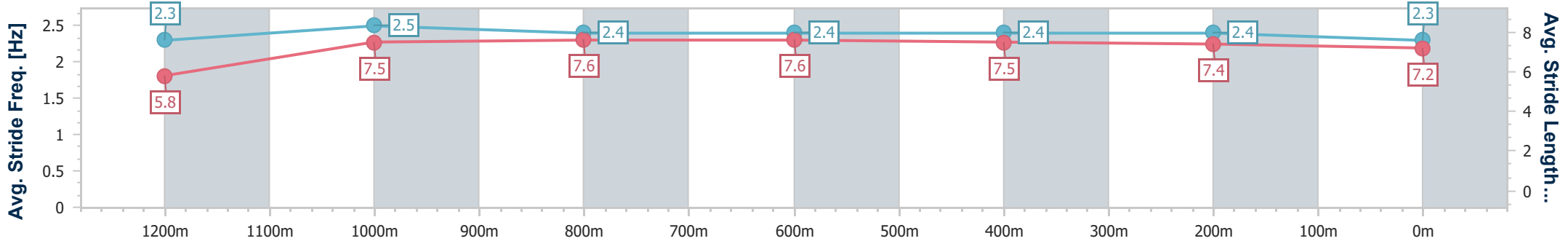
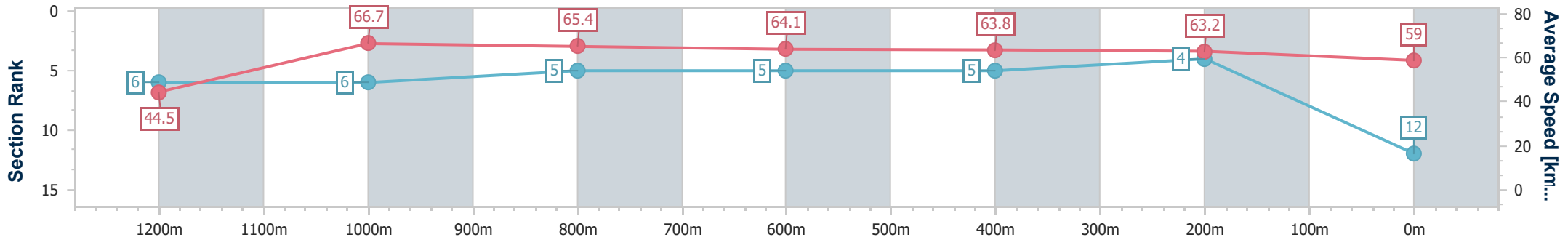
Aquis Park Gold Coast QLD Professional
 Race 7: MAGIC MILLIONS RISING STARS 3YO & 4YO Colts,
 Geldings & Entires Class 4 Plate - 1300m



07 January 2023 - 16:34

Track Rating: Good 3, Weather: Fine, Rail Position: True Entire Course

Section	Overall	1200m	1000m	800m	600m	400m	200m							
Section Times	1:16.04 [12] (0:08.10)	1:07.94 [6] (0:10.80)	0:57.14 [6] (0:11.00)	0:46.14 [5] (0:11.24)	0:34.90 [5] (0:11.30)	0:23.60 [5] (0:11.41)	0:12.19 [4] (0:12.19)							
Average Speed [km/h]	44.5	66.7	65.4	64.1	63.8	63.2	59.0							
Top Speed [km/h]	64.3	68.6	67.0	65.8	65.4	64.2	62.1							
Avg. Dist. to Rail [m]	2.6	2.2	0.3	0.5	0.3	1.6	4.2							
Avg. Stride Freq. [Hz]	2.3	2.5	2.4	2.4	2.4	2.4	2.3							
Avg. Stride Length [m]	5.8	7.5	7.6	7.6	7.5	7.4	7.2							



- [] Ranking at each section and finish
- .-.- No data available at this section
- NA No data available



Horse/Jockey Name	I Am Lethal
Final Rank	13
Fastest Section Time (Section)	0:08.33 (Overall)
Top Speed [km/h] (Section)	68.5 (1200m)
Race State	Finished



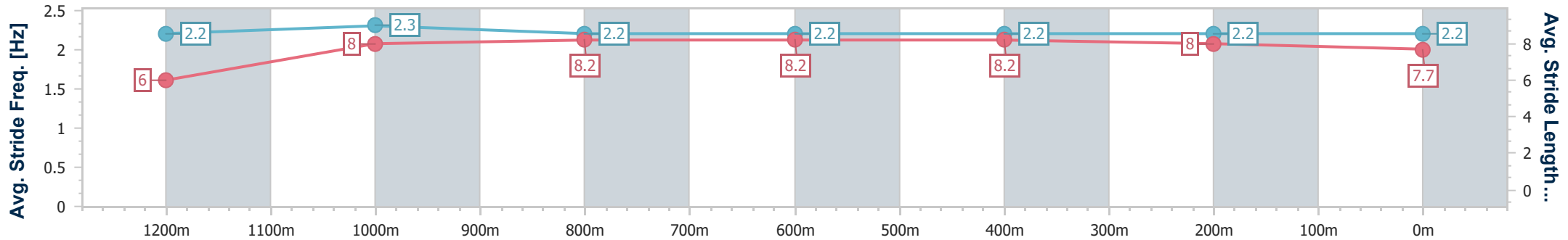
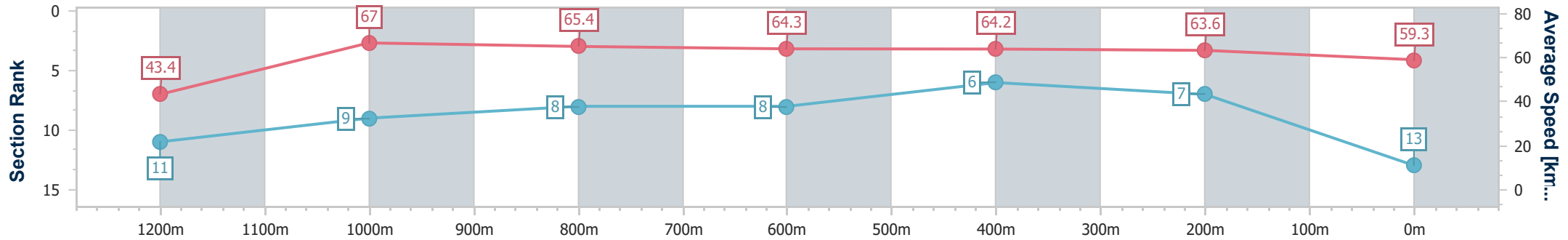
Aquis Park Gold Coast QLD Professional
 Race 7: MAGIC MILLIONS RISING STARS 3YO & 4YO Colts,
 Geldings & Entires Class 4 Plate - 1300m



07 January 2023 - 16:34

Track Rating: Good 3, Weather: Fine, Rail Position: True Entire Course

Section	Overall	1200m	1000m	800m	600m	400m	200m							
Section Times	1:16.08 [13] (0:08.33)	1:07.75 [11] (0:10.73)	0:57.02 [9] (0:11.08)	0:45.94 [8] (0:11.22)	0:34.72 [8] (0:11.24)	0:23.48 [6] (0:11.34)	0:12.14 [7]							
Average Speed [km/h]	43.4	67.0	65.4	64.3	64.2	63.6	59.3							
Top Speed [km/h]	64.6	68.5	67.2	66.0	65.6	64.1	62.5							
Avg. Dist. to Rail [m]	6.0	3.3	1.4	0.5	0.5	1.5	2.7							
Avg. Stride Freq. [Hz]	2.2	2.3	2.2	2.2	2.2	2.2	2.2							
Avg. Stride Length [m]	6.0	8.0	8.2	8.2	8.2	8.0	7.7							



- [] Ranking at each section and finish
- .-.- No data available at this section
- NA No data available



Horse/Jockey Name	Charlie's Case
Final Rank	14
Fastest Section Time (Section)	0:08.28 (Overall)
Top Speed [km/h] (Section)	68.3 (1200m)
Race State	Finished



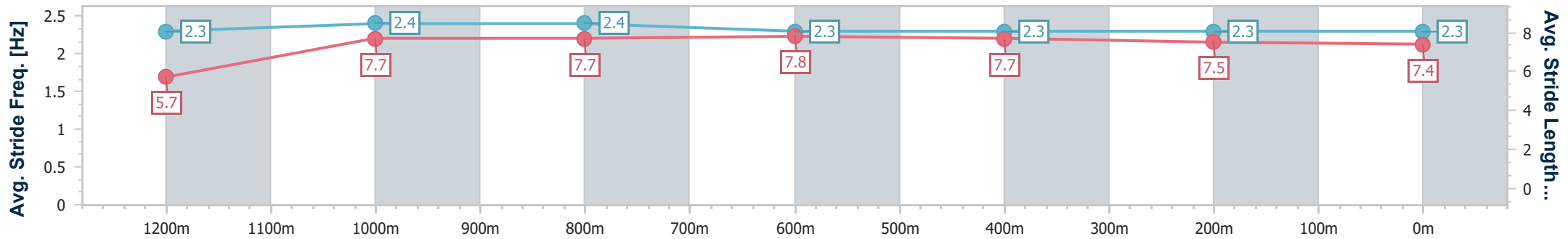
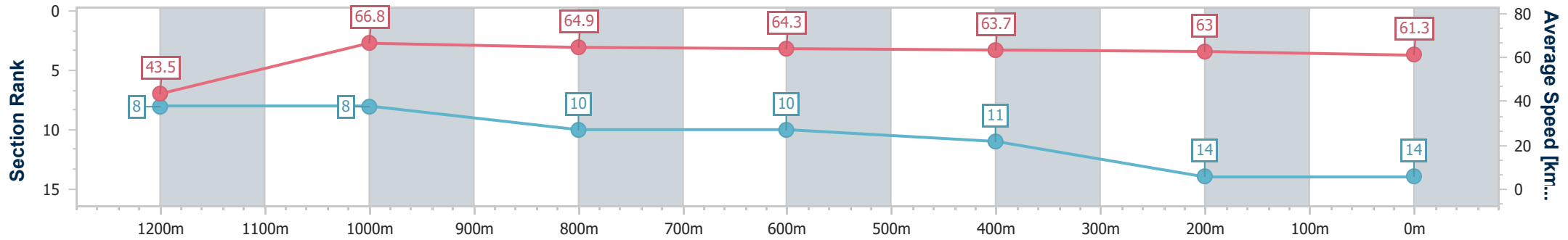
Aquis Park Gold Coast QLD Professional
 Race 7: MAGIC MILLIONS RISING STARS 3YO & 4YO Colts,
 Geldings & Entires Class 4 Plate - 1300m



07 January 2023 - 16:34

Track Rating: Good 3, Weather: Fine, Rail Position: True Entire Course

Section	Overall	1200m	1000m	800m	600m	400m	200m
Section Times	1:16.22 [14] (0:08.28)	1:07.94 [8] (0:10.77)	0:57.17 [8] (0:11.29)	0:45.88 [10] (0:11.26)	0:34.62 [10] (0:11.41)	0:23.21 [11] (0:11.47)	0:11.74 [14] (0:11.74)
Average Speed [km/h]	43.5	66.8	64.9	64.3	63.7	63.0	61.3
Top Speed [km/h]	63.7	68.3	67.2	65.4	65.2	63.8	63.4
Avg. Dist. to Rail [m]	6.8	3.7	3.1	1.5	1.4	4.9	5.9
Avg. Stride Freq. [Hz]	2.3	2.4	2.4	2.3	2.3	2.3	2.3
Avg. Stride Length [m]	5.7	7.7	7.7	7.8	7.7	7.5	7.4



- [] Ranking at each section and finish
- .-.- No data available at this section
- NA No data available



Horse/Jockey Name	Lucky Exchange
Final Rank	15
Fastest Section Time (Section)	0:08.70 (Overall)
Top Speed [km/h] (Section)	67.4 (1000m)
Race State	Finished



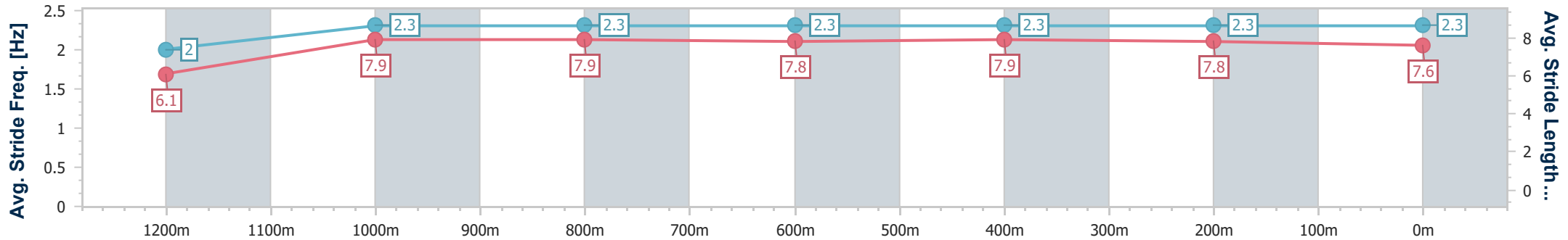
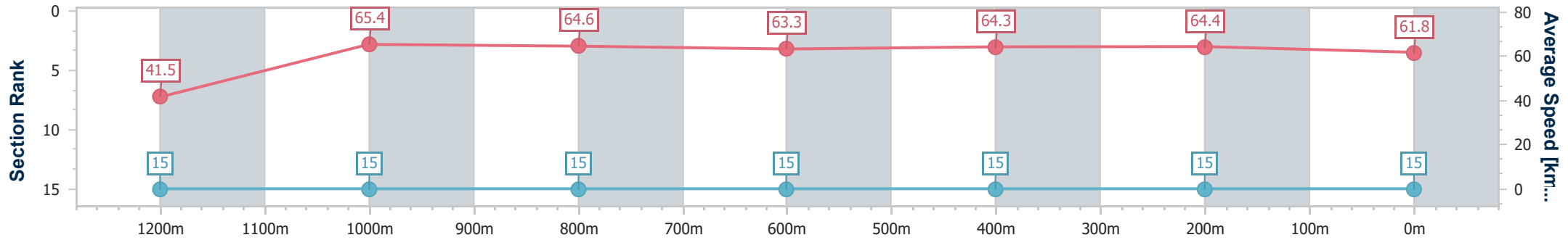
Aquis Park Gold Coast QLD Professional
Race 7: MAGIC MILLIONS RISING STARS 3YO & 4YO Colts, Geldings & Entires Class 4 Plate - 1300m



07 January 2023 - 16:34

Track Rating: Good 3, Weather: Fine, Rail Position: True Entire Course

Section	Overall	1200m	1000m	800m	600m	400m	200m
Section Times	1:16.32 [15] (0:08.70)	1:07.62 [15] (0:11.02)	0:56.60 [15] (0:11.14)	0:45.46 [15] (0:11.37)	0:34.09 [15] (0:11.24)	0:22.85 [15] (0:11.19)	0:11.66 [15] (0:11.66)
Average Speed [km/h]	41.5	65.4	64.6	63.3	64.3	64.4	61.8
Top Speed [km/h]	60.7	67.3	67.4	64.5	65.7	64.8	64.7
Avg. Dist. to Rail [m]	11.3	1.6	0.3	0.3	0.6	2.6	2.2
Avg. Stride Freq. [Hz]	2.0	2.3	2.3	2.3	2.3	2.3	2.3
Avg. Stride Length [m]	6.1	7.9	7.9	7.8	7.9	7.8	7.6



- [] Ranking at each section and finish
- .-.- No data available at this section
- NA No data available