



Sunshine Coast QLD Professional

Race 8: K SMITH & SON JEWELLERS Class 3 Handicap - 1000m

06 January 2023 - 21:10



Track Rating: Good 4, Weather: Fine, Rail Position: +5m Entire Course

Section		Overall									Last 600m	
Field Times		0:58.27 (0:13.41)									0:33.73	
		800m			600m			400m			200m	
		0:44.86 (0:11.13)			0:33.73 (0:11.22)			0:22.51 (0:10.84)			0:11.67 (0:11.67)	
Rank	TAB Horse/Jockey	Barrier	Top Speed [km/h]	Fastest Section	Overall	800m	600m	400m	200m	Margin	Last 600m	Distance Travelled [m]
1	6 THATFEELSBETTER Jaden Lloyd	7	67.8 400m	0:10.76 400m	0:58.27 [1] (0:13.88)	0:44.39 [7] (0:11.01)	0:33.38 [6] (0:11.28)	0:22.10 [6] (0:10.76)	0:11.34 [4] (0:11.34)	0:58.27	0:33.38	
2	7 CONTROLOCRACY Stephanie Thornton	4	68.2 800m	0:10.84 400m	0:58.38 [2] (0:13.45)	0:44.93 [2] (0:11.15)	0:33.78 [2] (0:11.16)	0:22.62 [1] (0:10.84)	0:11.78 [1] (0:11.78)	0.5L	0:33.78	-4
3	2 SITUATION ROOM Ryan Maloney	8	68.1 Overall	0:10.95 400m	0:58.45 [3] (0:13.41)	0:45.04 [1] (0:11.13)	0:33.91 [1] (0:11.27)	0:22.64 [2] (0:10.95)	0:11.69 [2] (0:11.69)	0.8L	0:33.91	+0
4	5 BEFANA Kyle Wilson-Taylor	2	68.4 400m	0:10.88 400m	0:58.52 [4] (0:13.62)	0:44.90 [4] (0:11.12)	0:33.78 [4] (0:11.31)	0:22.47 [4] (0:10.88)	0:11.59 [3] (0:11.59)	1L	0:33.78	-5
5	4 APPLE TART Tiffani Brooker	3	67.9 800m	0:10.91 400m	0:58.66 [5] (0:13.70)	0:44.96 [5] (0:11.08)	0:33.88 [5] (0:11.28)	0:22.60 [5] (0:10.91)	0:11.69 [5] (0:11.69)	1.8L	0:33.88	-3
6	3 MAGNITUDO Michael Murphy	6	67.1 Overall	0:11.06 400m	0:58.79 [6] (0:13.46)	0:45.33 [3] (0:11.19)	0:34.14 [3] (0:11.34)	0:22.80 [3] (0:11.06)	0:11.74 [6] (0:11.74)	2.3L	0:34.14	-1
7	1 ISAREADY Boris Thornton	5	66.8 800m	0:11.06 800m	0:59.34 [7] (0:14.22)	0:45.12 [8] (0:11.06)	0:34.06 [8] (0:11.29)	0:22.77 [8] (0:11.07)	0:11.70 [7] (0:11.70)	5.3L	0:34.06	-1
8	8 ILLECEBROUS Karl Zechner	1	67.3 800m	0:11.10 800m	0:59.89 [8] (0:13.88)	0:46.01 [6] (0:11.10)	0:34.91 [7] (0:11.38)	0:23.53 [7] (0:11.35)	0:12.18 [8] (0:12.18)	8.3L	0:34.91	-4

[] Ranking at each section and finish
 -:-:- No data available at this section
 NA No data available

SCN Saddle cloth number
 DNF Did not finish
 DNT Did not track



Horse/Jockey Name	Thatfeelsbetter
Final Rank	1
Fastest Section Time (Section)	0:10.76 (400m)
Top Speed [km/h] (Section)	67.8 (400m)
Race State	Finished



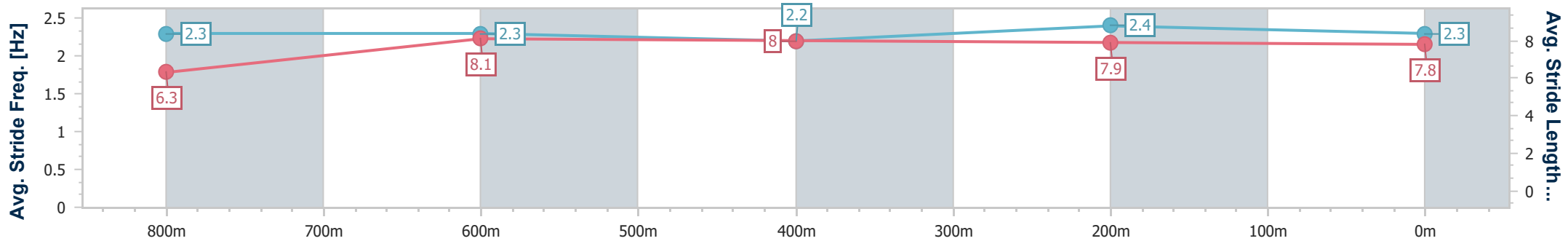
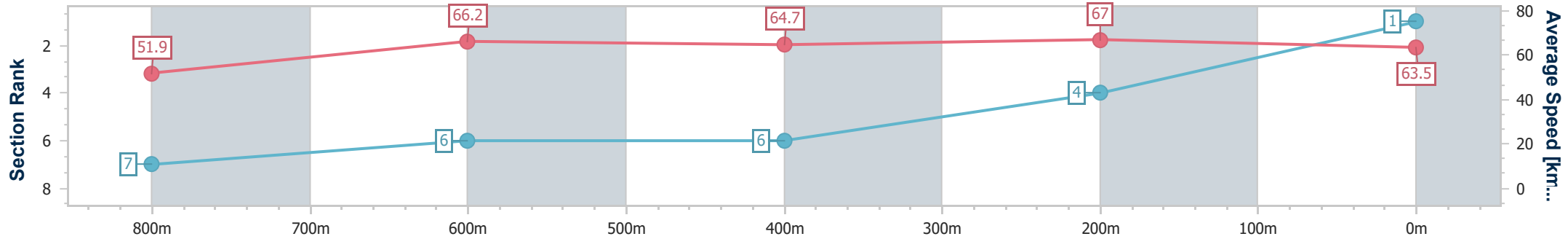
Sunshine Coast QLD Professional
 Race 8: K SMITH & SON JEWELLERS Class 3 Handicap - 1000m



06 January 2023 - 21:10

Track Rating: Good 4, Weather: Fine, Rail Position: +5m Entire Course

Section	Overall	800m	600m	400m	200m
Section Times	0:58.27 [1] (0:13.88)	0:44.39 [7] (0:11.01)	0:33.38 [6] (0:11.28)	0:22.10 [6] (0:10.76)	0:11.34 [4] (0:11.34)
Average Speed [km/h]	51.9	66.2	64.7	67.0	63.5
Top Speed [km/h]	67.2	67.1	66.3	67.8	67.1
Avg. Dist. to Rail [m]	5.9	3.0	2.8	6.2	7.6
Avg. Stride Freq. [Hz]	2.3	2.3	2.2	2.4	2.3
Avg. Stride Length [m]	6.3	8.1	8.0	7.9	7.8



- [] Ranking at each section and finish
- .-.- No data available at this section
- NA No data available



Horse/Jockey Name	Controlocracy
Final Rank	2
Fastest Section Time (Section)	0:10.84 (400m)
Top Speed [km/h] (Section)	68.2 (800m)
Race State	Finished



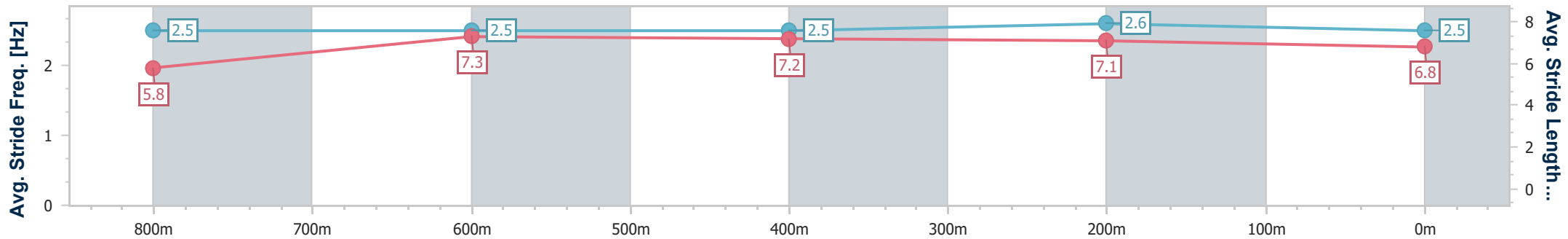
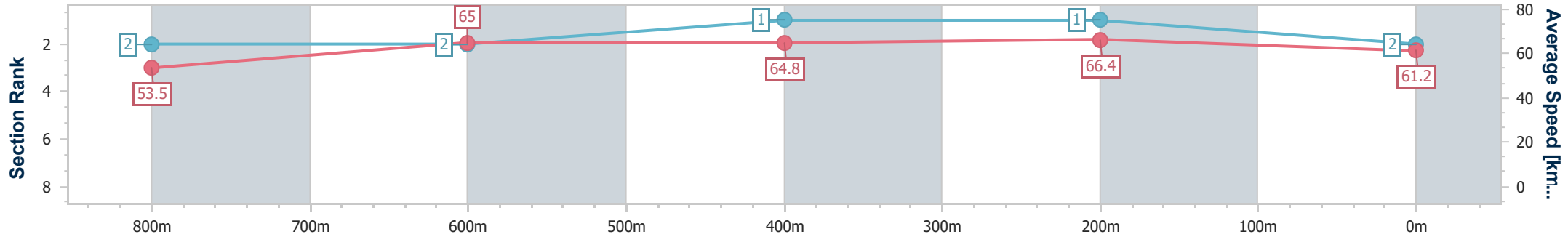
Sunshine Coast QLD Professional
Race 8: K SMITH & SON JEWELLERS Class 3 Handicap - 1000m



06 January 2023 - 21:10

Track Rating: Good 4, Weather: Fine, Rail Position: +5m Entire Course

Section	Overall	800m	600m	400m	200m
Section Times	0:58.38 [2] (0:13.45)	0:44.93 [2] (0:11.15)	0:33.78 [2] (0:11.16)	0:22.62 [1] (0:10.84)	0:11.78 [1] (0:11.78)
Average Speed [km/h]	53.5	65.0	64.8	66.4	61.2
Top Speed [km/h]	68.2	68.2	65.7	67.1	65.1
Avg. Dist. to Rail [m]	4.5	1.9	0.8	2.3	2.2
Avg. Stride Freq. [Hz]	2.5	2.5	2.5	2.6	2.5
Avg. Stride Length [m]	5.8	7.3	7.2	7.1	6.8



- [] Ranking at each section and finish
- .-.- No data available at this section
- NA No data available



Horse/Jockey Name	Situation Room
Final Rank	3
Fastest Section Time (Section)	0:10.95 (400m)
Top Speed [km/h] (Section)	68.1 (Overall)
Race State	Finished



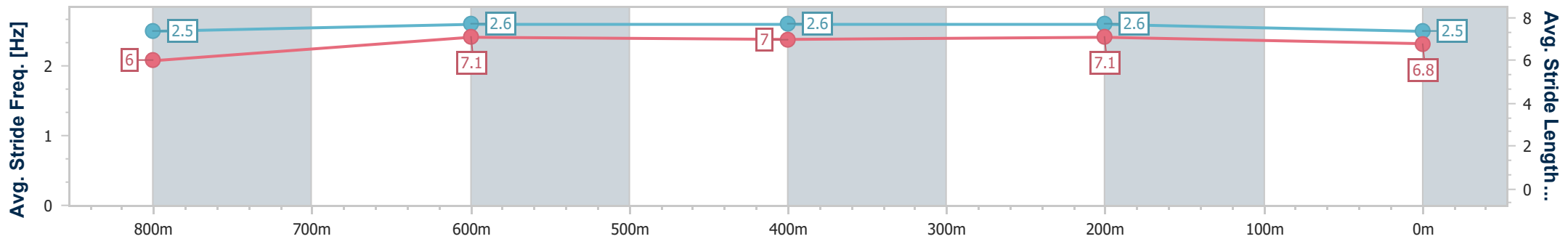
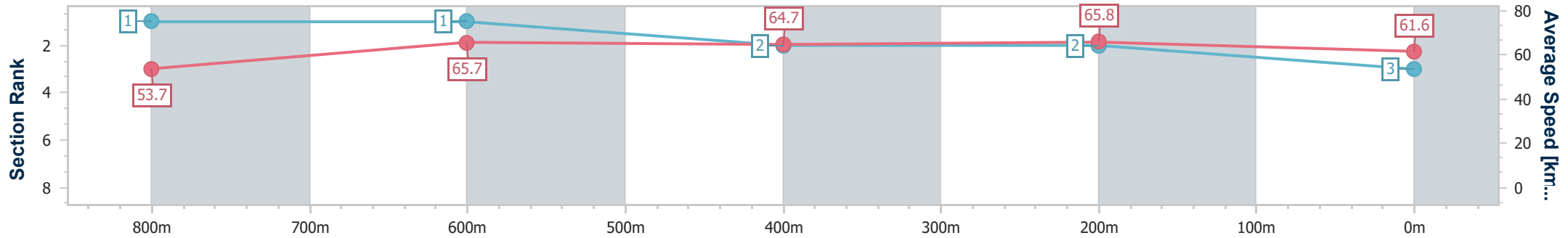
Sunshine Coast QLD Professional
Race 8: K SMITH & SON JEWELLERS Class 3 Handicap - 1000m



06 January 2023 - 21:10

Track Rating: Good 4, Weather: Fine, Rail Position: +5m Entire Course

Section	Overall	800m	600m	400m	200m
Section Times	0:58.45 [3] (0:13.41)	0:45.04 [1] (0:11.13)	0:33.91 [1] (0:11.27)	0:22.64 [2] (0:10.95)	0:11.69 [2] (0:11.69)
Average Speed [km/h]	53.7	65.7	64.7	65.8	61.6
Top Speed [km/h]	68.1	67.5	66.5	66.6	65.6
Avg. Dist. to Rail [m]	7.6	3.7	2.4	5.2	5.9
Avg. Stride Freq. [Hz]	2.5	2.6	2.6	2.6	2.5
Avg. Stride Length [m]	6.0	7.1	7.0	7.1	6.8



- [] Ranking at each section and finish
- .-.- No data available at this section
- NA No data available



Horse/Jockey Name	Befana
Final Rank	4
Fastest Section Time (Section)	0:10.88 (400m)
Top Speed [km/h] (Section)	68.4 (400m)
Race State	Finished



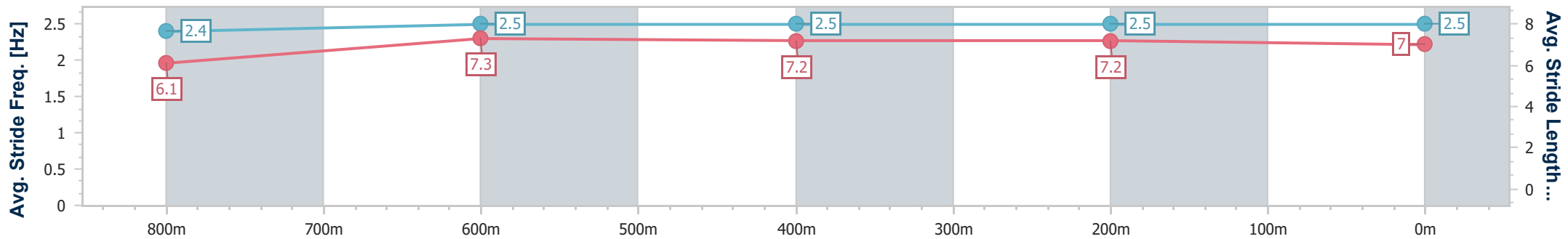
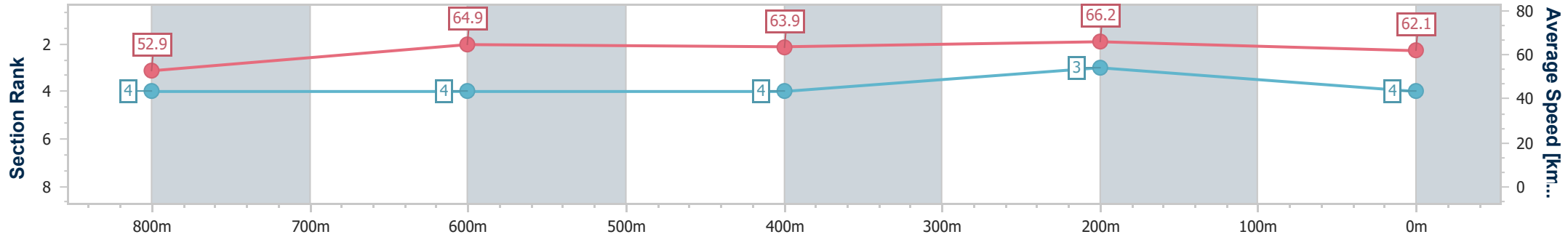
Sunshine Coast QLD Professional
Race 8: K SMITH & SON JEWELLERS Class 3 Handicap - 1000m



06 January 2023 - 21:10

Track Rating: Good 4, Weather: Fine, Rail Position: +5m Entire Course

Section	Overall	800m	600m	400m	200m
Section Times	0:58.52 [4] (0:13.62)	0:44.90 [4] (0:11.12)	0:33.78 [4] (0:11.31)	0:22.47 [4] (0:10.88)	0:11.59 [3] (0:11.59)
Average Speed [km/h]	52.9	64.9	63.9	66.2	62.1
Top Speed [km/h]	66.1	66.1	65.4	68.4	64.9
Avg. Dist. to Rail [m]	2.4	1.4	0.6	2.7	2.2
Avg. Stride Freq. [Hz]	2.4	2.5	2.5	2.5	2.5
Avg. Stride Length [m]	6.1	7.3	7.2	7.2	7.0



- [] Ranking at each section and finish
- .-.- No data available at this section
- NA No data available



Horse/Jockey Name	Apple Tart
Final Rank	5
Fastest Section Time (Section)	0:10.91 (400m)
Top Speed [km/h] (Section)	67.9 (800m)
Race State	Finished



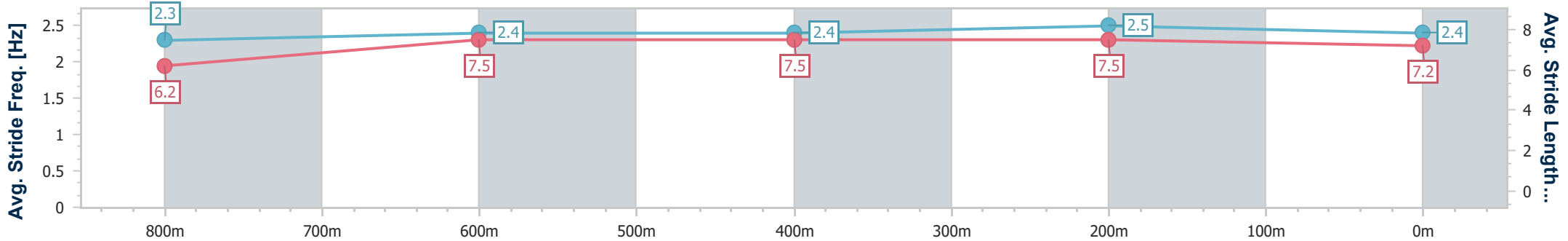
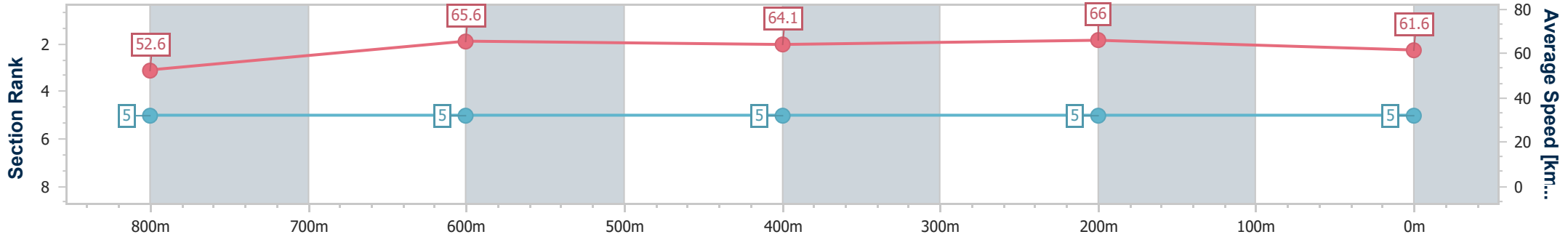
Sunshine Coast QLD Professional
Race 8: K SMITH & SON JEWELLERS Class 3 Handicap - 1000m



06 January 2023 - 21:10

Track Rating: Good 4, Weather: Fine, Rail Position: +5m Entire Course

Section	Overall	800m	600m	400m	200m
Section Times	0:58.66 [5] (0:13.70)	0:44.96 [5] (0:11.08)	0:33.88 [5] (0:11.28)	0:22.60 [5] (0:10.91)	0:11.69 [5] (0:11.69)
Average Speed [km/h]	52.6	65.6	64.1	66.0	61.6
Top Speed [km/h]	67.9	67.9	66.2	67.4	65.1
Avg. Dist. to Rail [m]	3.3	2.2	0.9	4.0	5.9
Avg. Stride Freq. [Hz]	2.3	2.4	2.4	2.5	2.4
Avg. Stride Length [m]	6.2	7.5	7.5	7.5	7.2



- [] Ranking at each section and finish
- .-.- No data available at this section
- NA No data available



Horse/Jockey Name	Magnitudo
Final Rank	6
Fastest Section Time (Section)	0:11.06 (400m)
Top Speed [km/h] (Section)	67.1 (Overall)
Race State	Finished



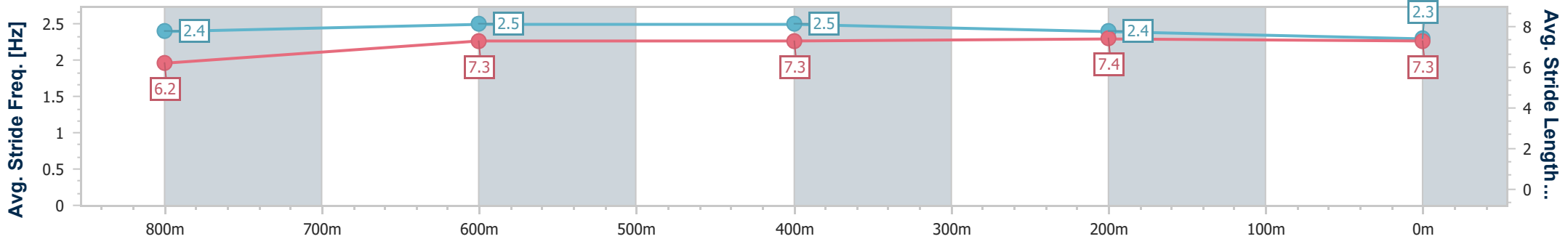
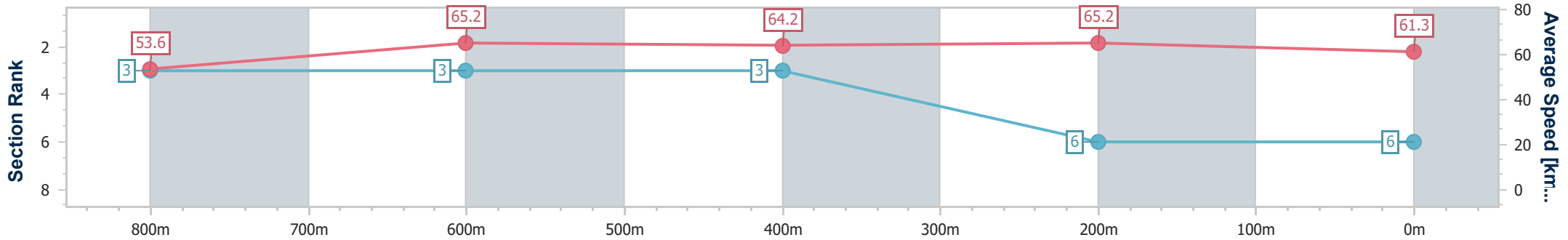
Sunshine Coast QLD Professional
 Race 8: K SMITH & SON JEWELLERS Class 3 Handicap - 1000m



06 January 2023 - 21:10

Track Rating: Good 4, Weather: Fine, Rail Position: +5m Entire Course

Section	Overall	800m	600m	400m	200m
Section Times	0:58.79 [6] (0:13.46)	0:45.33 [3] (0:11.19)	0:34.14 [3] (0:11.34)	0:22.80 [3] (0:11.06)	0:11.74 [6] (0:11.74)
Average Speed [km/h]	53.6	65.2	64.2	65.2	61.3
Top Speed [km/h]	67.1	66.8	65.4	66.2	64.0
Avg. Dist. to Rail [m]	6.2	3.5	2.0	3.4	3.8
Avg. Stride Freq. [Hz]	2.4	2.5	2.5	2.4	2.3
Avg. Stride Length [m]	6.2	7.3	7.3	7.4	7.3



- [] Ranking at each section and finish
- .-.- No data available at this section
- NA No data available



Horse/Jockey Name	Isaready
Final Rank	7
Fastest Section Time (Section)	0:11.06 (800m)
Top Speed [km/h] (Section)	66.8 (800m)
Race State	Finished



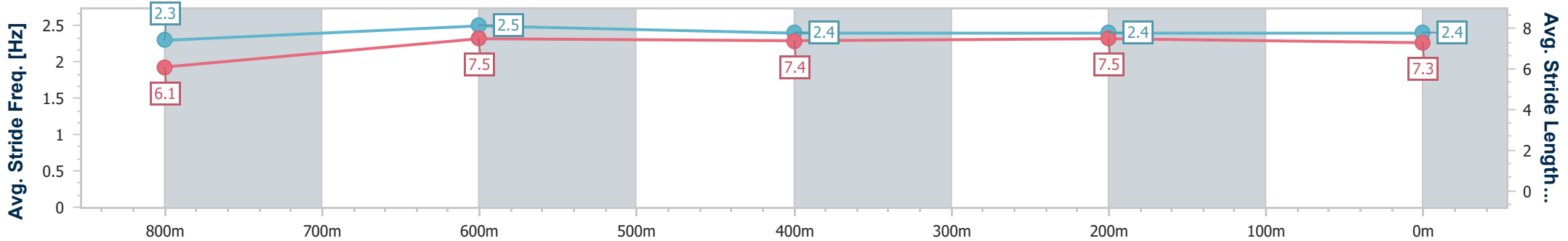
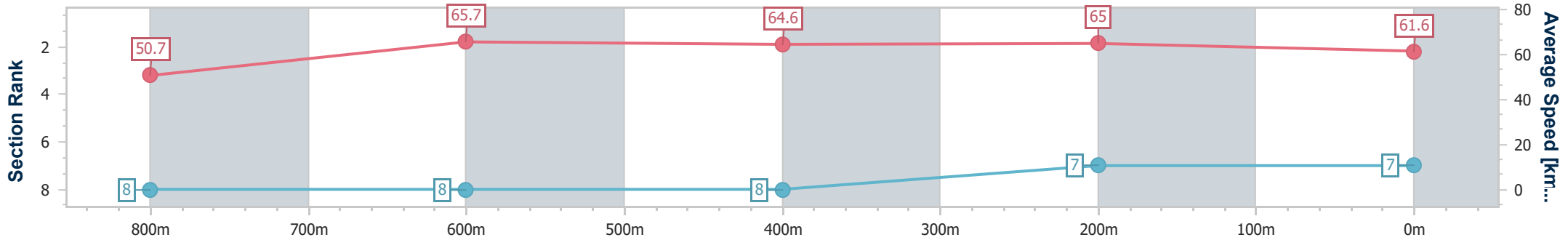
Sunshine Coast QLD Professional
Race 8: K SMITH & SON JEWELLERS Class 3 Handicap - 1000m



06 January 2023 - 21:10

Track Rating: Good 4, Weather: Fine, Rail Position: +5m Entire Course

Section	Overall	800m	600m	400m	200m
Section Times	0:59.34 [7] (0:14.22)	0:45.12 [8] (0:11.06)	0:34.06 [8] (0:11.29)	0:22.77 [8] (0:11.07)	0:11.70 [7] (0:11.70)
Average Speed [km/h]	50.7	65.7	64.6	65.0	61.6
Top Speed [km/h]	66.4	66.8	65.6	66.1	64.6
Avg. Dist. to Rail [m]	4.4	2.6	2.2	5.2	5.6
Avg. Stride Freq. [Hz]	2.3	2.5	2.4	2.4	2.4
Avg. Stride Length [m]	6.1	7.5	7.4	7.5	7.3



- [] Ranking at each section and finish
- .-.- No data available at this section
- NA No data available



Horse/Jockey Name	Illecebrous
Final Rank	8
Fastest Section Time (Section)	0:11.10 (800m)
Top Speed [km/h] (Section)	67.3 (800m)
Race State	Finished



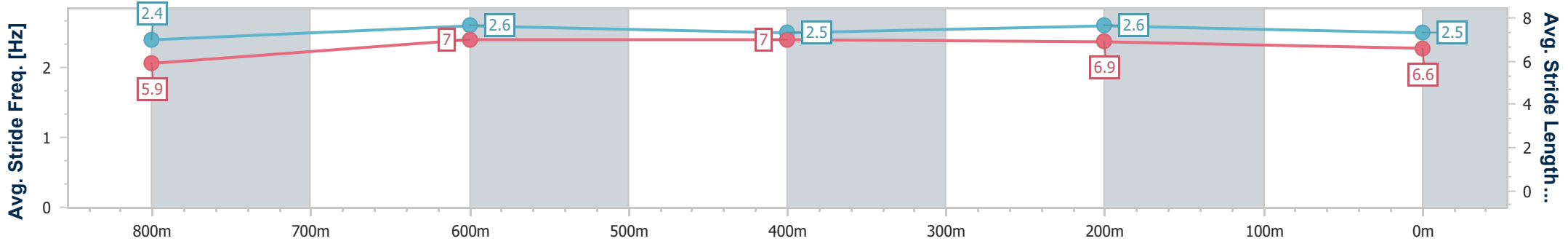
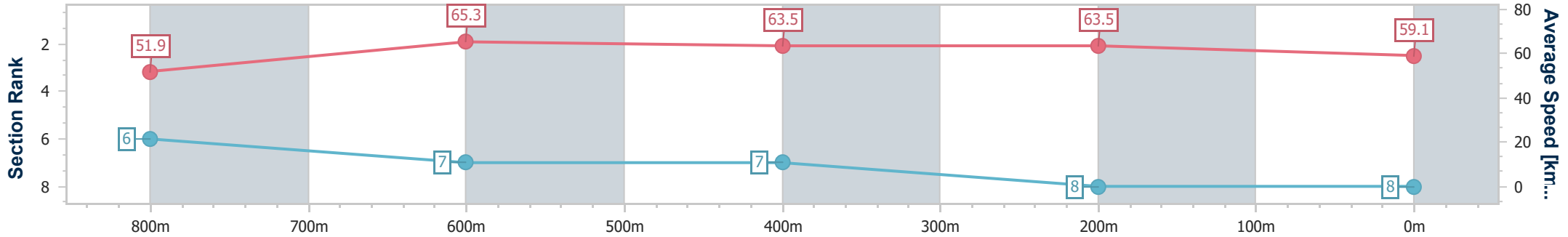
Sunshine Coast QLD Professional
 Race 8: K SMITH & SON JEWELLERS Class 3 Handicap - 1000m



06 January 2023 - 21:10

Track Rating: Good 4, Weather: Fine, Rail Position: +5m Entire Course

Section	Overall	800m	600m	400m	200m
Section Times	0:59.89 [8] (0:13.88)	0:46.01 [6] (0:11.10)	0:34.91 [7] (0:11.38)	0:23.53 [7] (0:11.35)	0:12.18 [8] (0:12.18)
Average Speed [km/h]	51.9	65.3	63.5	63.5	59.1
Top Speed [km/h]	65.2	67.3	65.3	65.2	62.7
Avg. Dist. to Rail [m]	2.3	2.1	0.8	2.0	1.9
Avg. Stride Freq. [Hz]	2.4	2.6	2.5	2.6	2.5
Avg. Stride Length [m]	5.9	7.0	7.0	6.9	6.6



- [] Ranking at each section and finish
- .-.- No data available at this section
- NA No data available