



Sunshine Coast QLD Professional
Race 7: MARTIN COLLINS AUSTRALIA QTIS Three-Year-Old
BENCHMARK 62 Handicap - 1600m
06 January 2023 - 20:43



Track Rating: Good 4, Weather: Fine, Rail Position: +5m Entire

Section		Overall	1400m	1200m	1000m	800m	600m	400m	Last 600m				
Field Times		1:38.39 (0:13.81)	1:24.58 (0:11.99)	1:12.59 (0:12.59)	1:00.00 (0:11.96)	0:48.04 (0:12.05)	0:35.99 (0:11.85)	0:24.14 (0:12.02)	0:35.99				
Rank	TAB Horse/Jockey	Barrier	Top Speed [km/h]	Fastest Section									Distance Travelled [m]
1	3 AFFOGATO GIRL Ryan Maloney	4	63.7 400m	0:11.43 400m	1:38.39 [1] (0:14.34)	1:24.05 [6] (0:11.89)	1:12.16 [5] (0:12.52)	0:59.64 [5] (0:12.11)	0:47.53 [5] (0:12.29)	0:35.24 [5] (0:11.69)	0:23.55 [5] (0:11.43)	0:35.24	
2	1 RED TOP Jake Molloy	7	62.4 1400m	0:11.78 400m	1:38.67 [2] (0:14.17)	1:24.50 [5] (0:11.98)	1:12.52 [4] (0:12.24)	1:00.28 [1] (0:12.08)	0:48.20 [2] (0:12.19)	0:36.01 [2] (0:11.86)	0:24.15 [2] (0:11.78)	0:36.01	+0
3	4 MISHANI MISSILE James Orman	9	63.9 400m	0:11.46 400m	1:38.81 [3] (0:14.40)	1:24.41 [7] (0:12.02)	1:12.39 [7] (0:12.59)	0:59.80 [7] (0:12.12)	0:47.68 [6] (0:12.25)	0:35.43 [6] (0:11.65)	0:23.78 [6] (0:11.46)	0:35.43	+2
4	8 SKATER Montanna Savva	6	65.3 1400m	0:11.70 400m	1:39.04 [4] (0:13.89)	1:25.15 [2] (0:12.01)	1:13.14 [2] (0:12.52)	1:00.62 [2] (0:12.20)	0:48.42 [3] (0:12.24)	0:36.18 [3] (0:11.82)	0:24.36 [4] (0:11.70)	0:36.18	+2
5	6 SHADYVALE STORM Madeleine Wishart	5	62.9 1400m	0:11.85 600m	1:39.17 [5] (0:13.81)	1:25.36 [1] (0:11.99)	1:13.37 [1] (0:12.62)	1:00.75 [3] (0:11.93)	0:48.82 [1] (0:12.05)	0:36.77 [1] (0:11.85)	0:24.92 [1] (0:12.12)	0:36.77	-2
6	7 BETTER STRINGS Nikita Beriman	2	63.0 600m	0:11.65 600m	1:39.30 [6] (0:13.99)	1:25.31 [3] (0:12.07)	1:13.24 [3] (0:12.69)	1:00.55 [4] (0:12.07)	0:48.48 [4] (0:12.17)	0:36.31 [4] (0:11.65)	0:24.66 [3] (0:11.89)	0:36.31	-1
7	9 TANTALUM Jaden Lloyd	1	62.3 600m	0:11.70 600m	1:40.54 [7] (0:14.04)	1:26.50 [4] (0:12.24)	1:14.26 [6] (0:12.71)	1:01.55 [6] (0:12.19)	0:49.36 [7] (0:12.26)	0:37.10 [7] (0:11.70)	0:25.40 [7] (0:12.00)	0:37.10	-3

Scratched: Hyde (#2), Under The Cap (#5)

[] Ranking at each section and finish
 -:-:- No data available at this section
 NA No data available

SCN Saddle cloth number
 DNF Did not finish
 DNT Did not track



Sunshine Coast QLD Professional
Race 7: MARTIN COLLINS AUSTRALIA QTIS Three-Year-Old
BENCHMARK 62 Handicap - 1600m
06 January 2023 - 20:43



Track Rating: Good 4, Weather: Fine, Rail Position: +5m Entire

Section				200m				Last 600m	
Field Times				0:12.12 (0:12.12)				0:35.99	
Rank	TAB	Horse/Jockey	Barrier	Top Speed [km/h]	Fastest Section	Margin			Distance Travelled [m]
1	3	AFFOGATO GIRL Ryan Maloney	4	63.7 400m	0:11.43 400m	0:12.12 [1] (0:12.12)	1:38.39		0:35.24
2	1	RED TOP Jake Molloy	7	62.4 1400m	0:11.78 400m	0:12.37 [2] (0:12.37)	1.5L		0:36.01 +0
3	4	MISHANI MISSILE James Orman	9	63.9 400m	0:11.46 400m	0:12.32 [5] (0:12.32)	2.3L		0:35.43 +2
4	8	SKATER Montanna Savva	6	65.3 1400m	0:11.70 400m	0:12.66 [4] (0:12.66)	3.6L		0:36.18 +2
5	6	SHADYVALE STORM Madeleine Wishart	5	62.9 1400m	0:11.85 600m	0:12.80 [3] (0:12.80)	4.1L		0:36.77 -2
6	7	BETTER STRINGS Nikita Beriman	2	63.0 600m	0:11.65 600m	0:12.77 [6] (0:12.77)	4.6L		0:36.31 -1
7	9	TANTALUM Jaden Lloyd	1	62.3 600m	0:11.70 600m	0:13.40 [7] (0:13.40)	11.9L		0:37.10 -3

Scratched: Hyde (#2), Under The Cap (#5)

[] Ranking at each section and finish
 -:-:- No data available at this section
 NA No data available

SCN Saddle cloth number
 DNF Did not finish
 DNT Did not track



Horse/Jockey Name	Affgato Girl
Final Rank	1
Fastest Section Time (Section)	0:11.43 (400m)
Top Speed [km/h] (Section)	63.7 (400m)
Race State	Finished



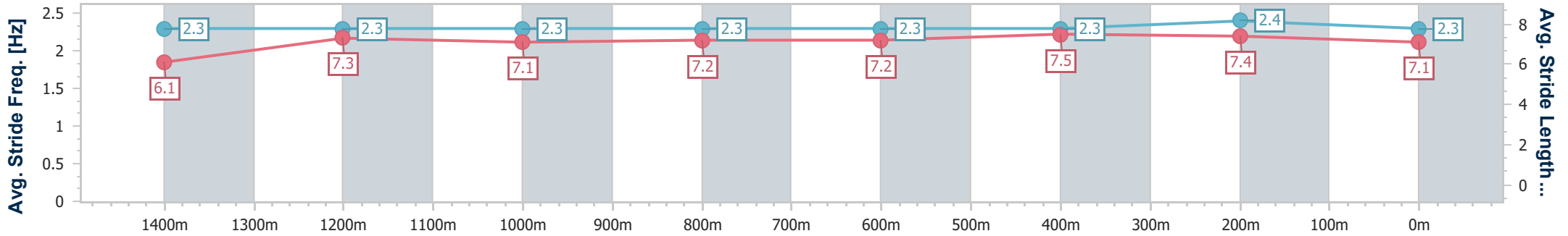
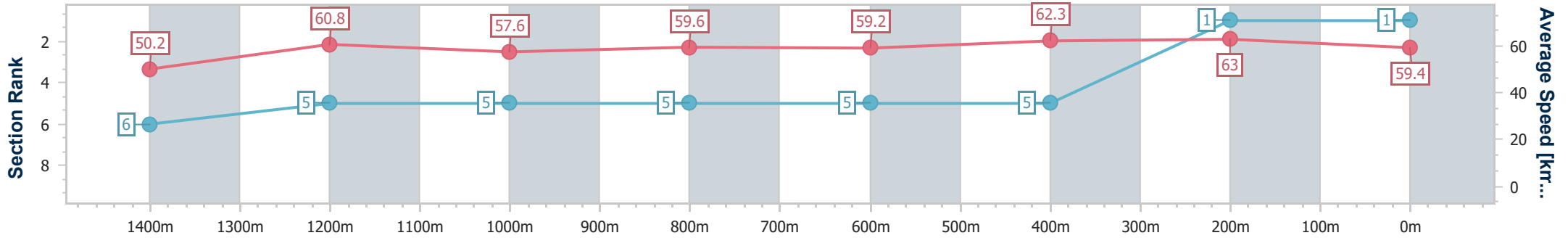
Sunshine Coast QLD Professional
 Race 7: MARTIN COLLINS AUSTRALIA QTIS Three-Year-Old
 BENCHMARK 62 Handicap - 1600m



06 January 2023 - 20:43

Track Rating: Good 4, Weather: Fine, Rail Position: +5m Entire

Section	Overall	1400m	1200m	1000m	800m	600m	400m	200m						
Section Times	1:38.39 [1] (0:14.34)	1:24.05 [6] (0:11.89)	1:12.16 [5] (0:12.52)	0:59.64 [5] (0:12.11)	0:47.53 [5] (0:12.29)	0:35.24 [5] (0:11.69)	0:23.55 [5] (0:11.43)	0:12.12 [1] (0:12.12)						
Average Speed [km/h]	50.2	60.8	57.6	59.6	59.2	62.3	63.0	59.4						
Top Speed [km/h]	62.2	62.0	59.5	60.4	61.6	63.3	63.7	62.3						
Avg. Dist. to Rail [m]	2.7	0.9	1.4	1.4	1.7	1.9	5.1	5.2						
Avg. Stride Freq. [Hz]	2.3	2.3	2.3	2.3	2.3	2.3	2.4	2.3						
Avg. Stride Length [m]	6.1	7.3	7.1	7.2	7.2	7.5	7.4	7.1						



- [] Ranking at each section and finish
- .-.- No data available at this section
- NA No data available



Horse/Jockey Name	Red Top
Final Rank	2
Fastest Section Time (Section)	0:11.78 (400m)
Top Speed [km/h] (Section)	62.4 (1400m)
Race State	Finished



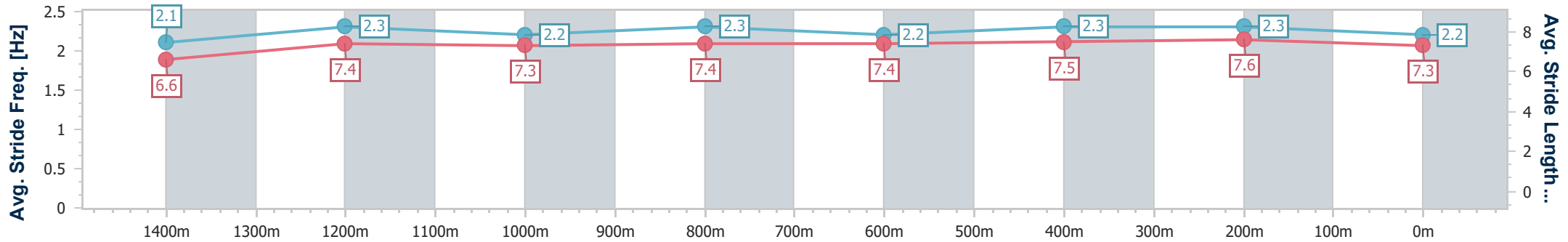
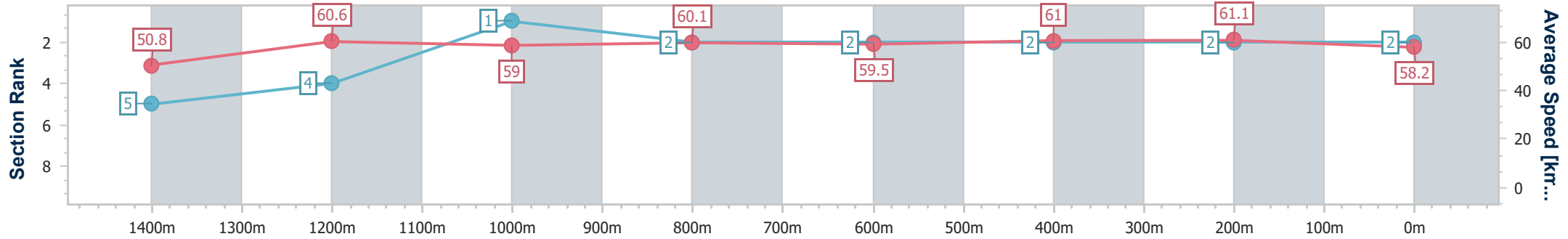
Sunshine Coast QLD Professional
 Race 7: MARTIN COLLINS AUSTRALIA QTIS Three-Year-Old
 BENCHMARK 62 Handicap - 1600m



06 January 2023 - 20:43

Track Rating: Good 4, Weather: Fine, Rail Position: +5m Entire

Section	Overall	1400m	1200m	1000m	800m	600m	400m	200m
Section Times	1:38.67 [2] (0:14.17)	1:24.50 [5] (0:11.98)	1:12.52 [4] (0:12.24)	1:00.28 [1] (0:12.08)	0:48.20 [2] (0:12.19)	0:36.01 [2] (0:11.86)	0:24.15 [2] (0:11.78)	0:12.37 [2] (0:12.37)
Average Speed [km/h]	50.8	60.6	59.0	60.1	59.5	61.0	61.1	58.2
Top Speed [km/h]	61.4	62.4	61.6	61.3	61.0	61.8	62.2	60.3
Avg. Dist. to Rail [m]	5.7	3.2	3.7	2.7	1.5	0.7	2.2	3.8
Avg. Stride Freq. [Hz]	2.1	2.3	2.2	2.3	2.2	2.3	2.3	2.2
Avg. Stride Length [m]	6.6	7.4	7.3	7.4	7.4	7.5	7.6	7.3



- [] Ranking at each section and finish
- .-.- No data available at this section
- NA No data available



Horse/Jockey Name	Mishani Missile
Final Rank	3
Fastest Section Time (Section)	0:11.46 (400m)
Top Speed [km/h] (Section)	63.9 (400m)
Race State	Finished



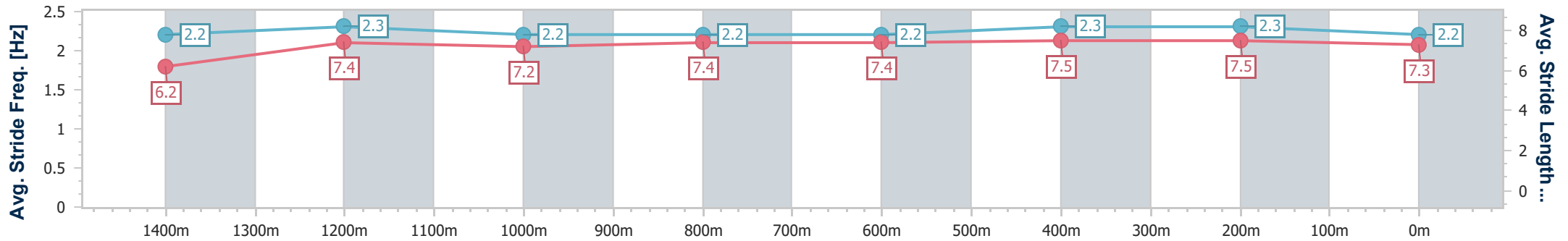
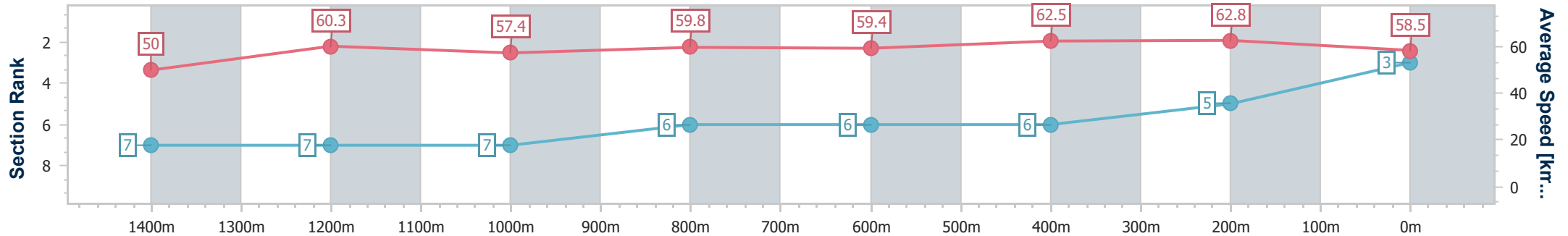
Sunshine Coast QLD Professional
 Race 7: MARTIN COLLINS AUSTRALIA QTIS Three-Year-Old
 BENCHMARK 62 Handicap - 1600m



06 January 2023 - 20:43

Track Rating: Good 4, Weather: Fine, Rail Position: +5m Entire

Section	Overall	1400m	1200m	1000m	800m	600m	400m	200m
Section Times	1:38.81 [3] (0:14.40)	1:24.41 [7] (0:12.02)	1:12.39 [7] (0:12.59)	0:59.80 [7] (0:12.12)	0:47.68 [6] (0:12.25)	0:35.43 [6] (0:11.65)	0:23.78 [6] (0:11.46)	0:12.32 [5] (0:12.32)
Average Speed [km/h]	50.0	60.3	57.4	59.8	59.4	62.5	62.8	58.5
Top Speed [km/h]	61.2	61.0	58.4	61.0	61.3	63.0	63.9	61.2
Avg. Dist. to Rail [m]	5.7	2.9	3.2	2.9	2.0	1.9	6.6	6.8
Avg. Stride Freq. [Hz]	2.2	2.3	2.2	2.2	2.2	2.3	2.3	2.2
Avg. Stride Length [m]	6.2	7.4	7.2	7.4	7.4	7.5	7.5	7.3



- [] Ranking at each section and finish
- .-.- No data available at this section
- NA No data available



Horse/Jockey Name	Skater
Final Rank	4
Fastest Section Time (Section)	0:11.70 (400m)
Top Speed [km/h] (Section)	65.3 (1400m)
Race State	Finished



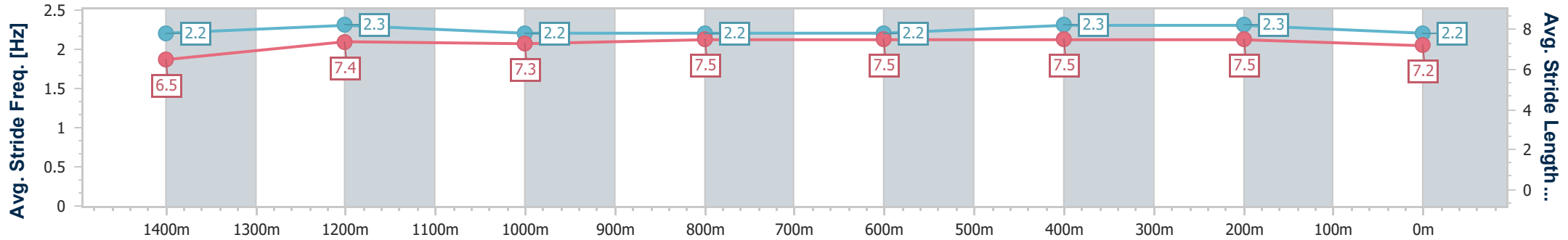
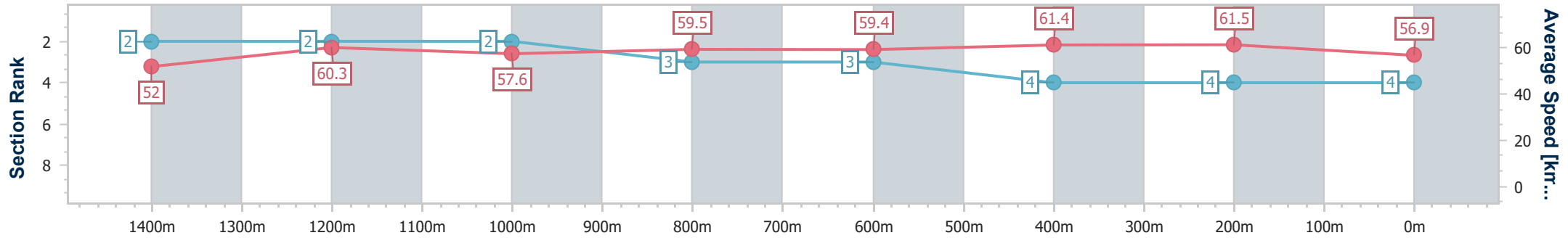
Sunshine Coast QLD Professional
 Race 7: MARTIN COLLINS AUSTRALIA QTIS Three-Year-Old
 BENCHMARK 62 Handicap - 1600m



06 January 2023 - 20:43

Track Rating: Good 4, Weather: Fine, Rail Position: +5m Entire

Section	Overall	1400m	1200m	1000m	800m	600m	400m	200m
Section Times	1:39.04 [4] (0:13.89)	1:25.15 [2] (0:12.01)	1:13.14 [2] (0:12.52)	1:00.62 [2] (0:12.20)	0:48.42 [3] (0:12.24)	0:36.18 [3] (0:11.82)	0:24.36 [4] (0:11.70)	0:12.66 [4] (0:12.66)
Average Speed [km/h]	52.0	60.3	57.6	59.5	59.4	61.4	61.5	56.9
Top Speed [km/h]	65.1	65.3	59.5	60.4	62.2	63.0	62.5	60.0
Avg. Dist. to Rail [m]	5.8	3.0	3.0	2.4	2.0	1.4	4.1	4.5
Avg. Stride Freq. [Hz]	2.2	2.3	2.2	2.2	2.2	2.3	2.3	2.2
Avg. Stride Length [m]	6.5	7.4	7.3	7.5	7.5	7.5	7.5	7.2



- [] Ranking at each section and finish
- .-.- No data available at this section
- NA No data available



Horse/Jockey Name	Shadyvale Storm
Final Rank	5
Fastest Section Time (Section)	0:11.85 (600m)
Top Speed [km/h] (Section)	62.9 (1400m)
Race State	Finished



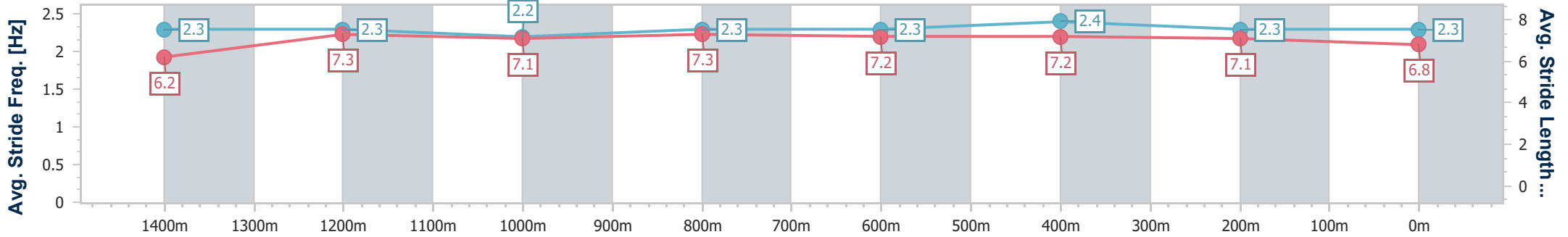
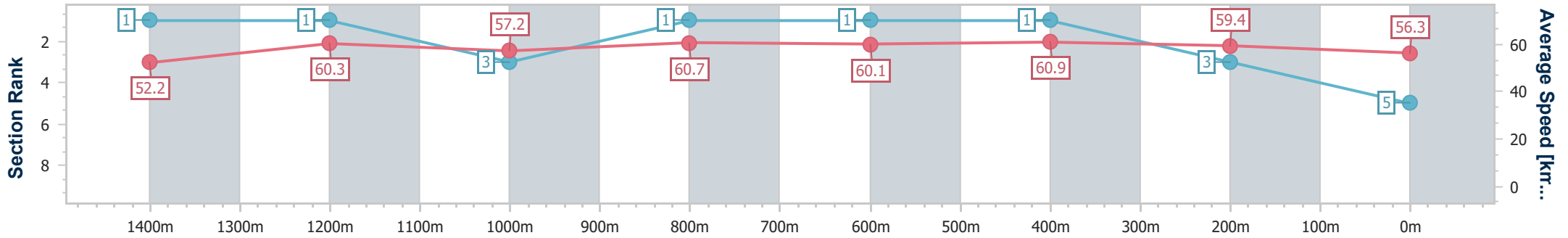
Sunshine Coast QLD Professional
 Race 7: MARTIN COLLINS AUSTRALIA QTIS Three-Year-Old
 BENCHMARK 62 Handicap - 1600m



06 January 2023 - 20:43

Track Rating: Good 4, Weather: Fine, Rail Position: +5m Entire

Section	Overall	1400m	1200m	1000m	800m	600m	400m	200m
Section Times	1:39.17 [5] (0:13.81)	1:25.36 [1] (0:11.99)	1:13.37 [1] (0:12.62)	1:00.75 [3] (0:11.93)	0:48.82 [1] (0:12.05)	0:36.77 [1] (0:11.85)	0:24.92 [1] (0:12.12)	0:12.80 [3] (0:12.80)
Average Speed [km/h]	52.2	60.3	57.2	60.7	60.1	60.9	59.4	56.3
Top Speed [km/h]	62.8	62.9	60.6	61.5	61.3	61.7	60.5	58.4
Avg. Dist. to Rail [m]	4.6	2.2	2.2	2.1	1.2	0.3	0.6	1.0
Avg. Stride Freq. [Hz]	2.3	2.3	2.2	2.3	2.3	2.4	2.3	2.3
Avg. Stride Length [m]	6.2	7.3	7.1	7.3	7.2	7.2	7.1	6.8



- [] Ranking at each section and finish
- .-.- No data available at this section
- NA No data available



Horse/Jockey Name	Better Strings
Final Rank	6
Fastest Section Time (Section)	0:11.65 (600m)
Top Speed [km/h] (Section)	63.0 (600m)
Race State	Finished



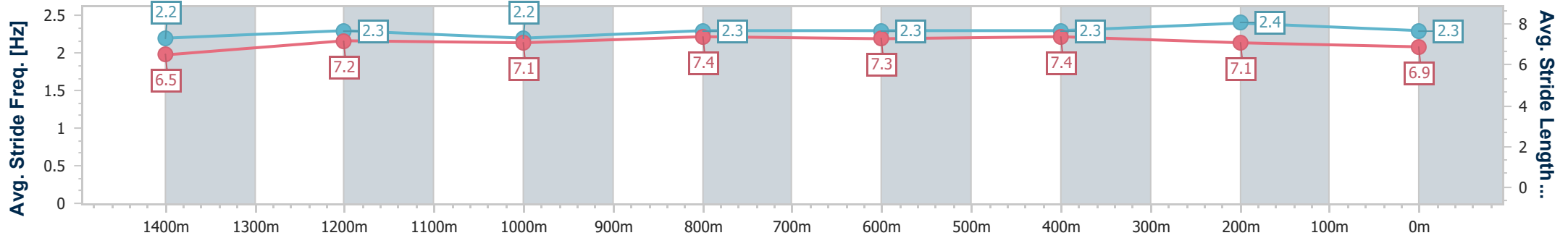
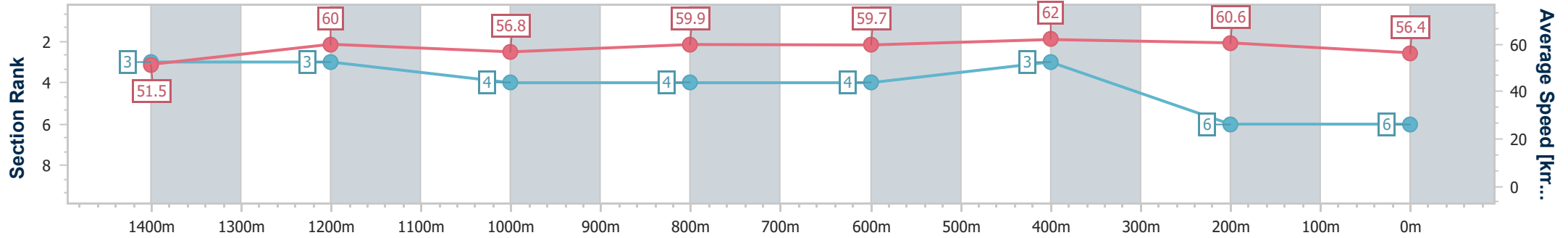
Sunshine Coast QLD Professional
 Race 7: MARTIN COLLINS AUSTRALIA QTIS Three-Year-Old
 BENCHMARK 62 Handicap - 1600m



06 January 2023 - 20:43

Track Rating: Good 4, Weather: Fine, Rail Position: +5m Entire

Section	Overall	1400m	1200m	1000m	800m	600m	400m	200m
Section Times	1:39.30 [6] (0:13.99)	1:25.31 [3] (0:12.07)	1:13.24 [3] (0:12.69)	1:00.55 [4] (0:12.07)	0:48.48 [4] (0:12.17)	0:36.31 [4] (0:11.65)	0:24.66 [3] (0:11.89)	0:12.77 [6] (0:12.77)
Average Speed [km/h]	51.5	60.0	56.8	59.9	59.7	62.0	60.6	56.4
Top Speed [km/h]	62.5	62.4	58.8	61.0	61.9	63.0	62.8	58.7
Avg. Dist. to Rail [m]	3.5	2.5	2.2	2.1	1.1	0.7	3.2	3.3
Avg. Stride Freq. [Hz]	2.2	2.3	2.2	2.3	2.3	2.3	2.4	2.3
Avg. Stride Length [m]	6.5	7.2	7.1	7.4	7.3	7.4	7.1	6.9



- [] Ranking at each section and finish
- .-.- No data available at this section
- NA No data available



Horse/Jockey Name	Tantalum
Final Rank	7
Fastest Section Time (Section)	0:11.70 (600m)
Top Speed [km/h] (Section)	62.3 (600m)
Race State	Finished



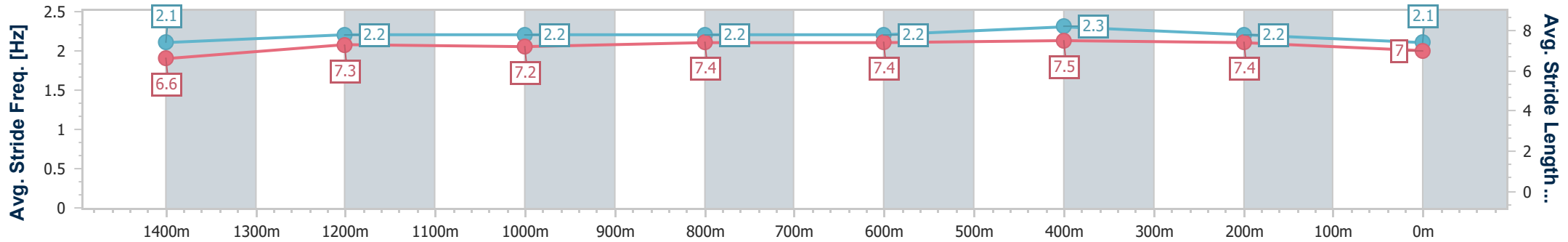
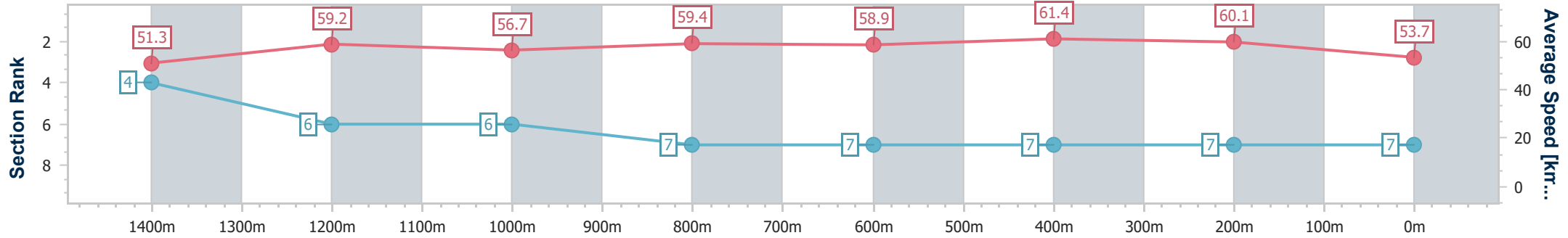
Sunshine Coast QLD Professional
 Race 7: MARTIN COLLINS AUSTRALIA QTIS Three-Year-Old
 BENCHMARK 62 Handicap - 1600m



06 January 2023 - 20:43

Track Rating: Good 4, Weather: Fine, Rail Position: +5m Entire

Section	Overall	1400m	1200m	1000m	800m	600m	400m	200m
Section Times	1:40.54 [7] (0:14.04)	1:26.50 [4] (0:12.24)	1:14.26 [6] (0:12.71)	1:01.55 [6] (0:12.19)	0:49.36 [7] (0:12.26)	0:37.10 [7] (0:11.70)	0:25.40 [7] (0:12.00)	0:13.40 [7] (0:13.40)
Average Speed [km/h]	51.3	59.2	56.7	59.4	58.9	61.4	60.1	53.7
Top Speed [km/h]	61.3	61.3	58.6	60.9	60.0	62.3	61.5	57.5
Avg. Dist. to Rail [m]	2.3	1.9	2.1	2.0	0.5	0.6	0.5	1.4
Avg. Stride Freq. [Hz]	2.1	2.2	2.2	2.2	2.2	2.3	2.2	2.1
Avg. Stride Length [m]	6.6	7.3	7.2	7.4	7.4	7.5	7.4	7.0



- [] Ranking at each section and finish
- .-.- No data available at this section
- NA No data available