



**Sunshine Coast QLD Professional**  
**Race 6: HAMPERS TO GO OPEN Handicap - 1600m**  
**06 January 2023 - 20:08**



Track Rating: Good 4, Weather: Fine, Rail Position: +5m Entire Course

Section		Overall	1400m	1200m	1000m	800m	600m	400m	Last 600m				
Field Times		1:37.23 (0:13.72)	1:23.51 (0:11.93)	1:11.58 (0:11.92)	0:59.66 (0:12.06)	0:47.60 (0:11.89)	0:35.71 (0:11.66)	0:24.05 (0:11.70)	0:35.71				
Rank	TAB Horse/Jockey	Barrier	Top Speed [km/h]	Fastest Section									Distance Travelled [m]
1	2 <b>STAR OF MICHELIN</b> Justin Huxtable	4	66.8 400m	0:11.09 400m	1:37.23 [1] (0:14.80)	1:22.43 [7] (0:11.83)	1:10.60 [7] (0:12.03)	0:58.57 [7] (0:12.02)	0:46.55 [7] (0:11.87)	0:34.68 [7] (0:11.56)	0:23.12 [7] (0:11.09)	0:34.68	
2	7 <b>RED BLOOM</b> Kyle Wilson-Taylor	3	63.2 400m	0:11.49 400m	1:37.28 [2] (0:14.19)	1:23.09 [4] (0:11.79)	1:11.30 [4] (0:12.04)	0:59.26 [4] (0:12.07)	0:47.19 [4] (0:11.95)	0:35.24 [4] (0:11.70)	0:23.54 [4] (0:11.49)	0:35.24	-1
3	3 <b>SO DAPPER</b> Larry Cassidy	6	63.7 Overall	0:11.66 600m	1:37.37 [3] (0:13.72)	1:23.65 [1] (0:11.93)	1:11.72 [1] (0:11.92)	0:59.80 [1] (0:12.06)	0:47.74 [1] (0:11.89)	0:35.85 [1] (0:11.66)	0:24.19 [1] (0:11.70)	0:35.85	-3
4	6 <b>RED LIGHT ROXANNE</b> Nikita Beriman	1	62.3 600m	0:11.66 600m	1:37.55 [4] (0:13.94)	1:23.61 [3] (0:11.97)	1:11.64 [3] (0:12.01)	0:59.63 [3] (0:12.07)	0:47.56 [3] (0:11.92)	0:35.64 [2] (0:11.66)	0:23.98 [2] (0:11.69)	0:35.64	-4
5	1 <b>GAVE US UP</b> Melea Castle	2	63.4 400m	0:11.52 400m	1:37.59 [5] (0:14.37)	1:23.22 [5] (0:11.84)	1:11.38 [5] (0:12.09)	0:59.29 [5] (0:12.04)	0:47.25 [5] (0:11.93)	0:35.32 [6] (0:11.71)	0:23.61 [6] (0:11.52)	0:35.32	-2
6	5 <b>WAY BEYOND</b> Tiffani Brooker	5	62.9 Overall	0:11.64 400m	1:37.59 [6] (0:13.91)	1:23.68 [2] (0:11.85)	1:11.83 [2] (0:12.01)	0:59.82 [2] (0:12.10)	0:47.72 [2] (0:11.98)	0:35.74 [3] (0:11.68)	0:24.06 [3] (0:11.64)	0:35.74	+0
7	4 <b>SCARLET TUFTY</b> Ben Thompson	7	63.6 400m	0:11.52 400m	1:37.66 [7] (0:14.53)	1:23.13 [6] (0:11.82)	1:11.31 [6] (0:12.01)	0:59.30 [6] (0:12.05)	0:47.25 [6] (0:11.87)	0:35.38 [5] (0:11.62)	0:23.76 [5] (0:11.52)	0:35.38	+0

Scratched: Thunder Mania (#8)

[ ] Ranking at each section and finish  
 -:-:- No data available at this section  
 NA No data available

SCN Saddle cloth number  
 DNF Did not finish  
 DNT Did not track

06 January 2023 - 20:08

Track Rating: Good 4, Weather: Fine, Rail Position: +5m Entire Course

Section				200m				Last 600m	
Field Times				0:12.35 (0:12.35)				0:35.71	
Rank	TAB	Horse/Jockey	Barrier	Top Speed [km/h]	Fastest Section	Margin			Distance Travelled [m]
1	2	<b>STAR OF MICHELIN</b> Justin Huxtable	4	66.8 400m	0:11.09 400m	0:12.03 [2] (0:12.03)	1:37.23		0:34.68
2	7	<b>RED BLOOM</b> Kyle Wilson-Taylor	3	63.2 400m	0:11.49 400m	0:12.05 [5] (0:12.05)	0.2L		0:35.24 -1
3	3	<b>SO DAPPER</b> Larry Cassidy	6	63.7 Overall	0:11.66 600m	0:12.49 [1] (0:12.49)	0.6L		0:35.85 -3
4	6	<b>RED LIGHT ROXANNE</b> Nikita Beriman	1	62.3 600m	0:11.66 600m	0:12.29 [3] (0:12.29)	1.6L		0:35.64 -4
5	1	<b>GAVE US UP</b> Melea Castle	2	63.4 400m	0:11.52 400m	0:12.09 [7] (0:12.09)	1.8L		0:35.32 -2
6	5	<b>WAY BEYOND</b> Tiffani Brooker	5	62.9 Overall	0:11.64 400m	0:12.42 [4] (0:12.42)	1.9L		0:35.74 +0
7	4	<b>SCARLET TUFTY</b> Ben Thompson	7	63.6 400m	0:11.52 400m	0:12.24 [6] (0:12.24)	2.2L		0:35.38 +0

Scratched: Thunder Mania (#8)



Horse/Jockey Name	Star Of Michelin
Final Rank	1
Fastest Section Time (Section)	0:11.09 (400m)
Top Speed [km/h] (Section)	66.8 (400m)
Race State	Finished



Sunshine Coast QLD Professional

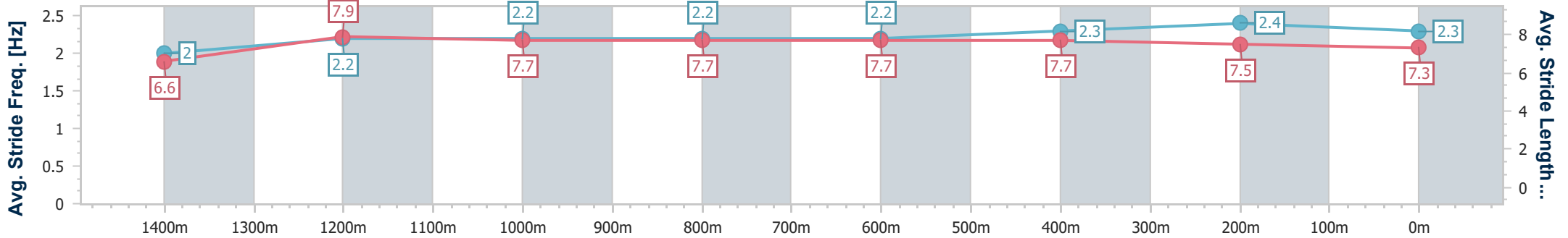
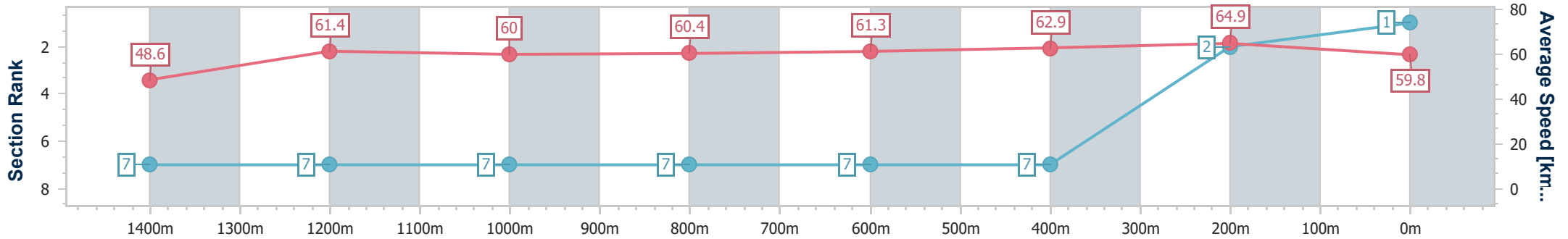
Race 6: HAMPERS TO GO OPEN Handicap - 1600m



06 January 2023 - 20:08

Track Rating: Good 4, Weather: Fine, Rail Position: +5m Entire Course

Section	Overall	1400m	1200m	1000m	800m	600m	400m	200m						
Section Times	1:37.23 [1] (0:14.80)	1:22.43 [7] (0:11.83)	1:10.60 [7] (0:12.03)	0:58.57 [7] (0:12.02)	0:46.55 [7] (0:11.87)	0:34.68 [7] (0:11.56)	0:23.12 [7] (0:11.09)	0:12.03 [2] (0:12.03)						
Average Speed [km/h]	48.6	61.4	60.0	60.4	61.3	62.9	64.9	59.8						
Top Speed [km/h]	61.6	62.7	60.7	61.4	63.0	64.3	66.8	62.6						
Avg. Dist. to Rail [m]	4.1	2.9	3.1	2.8	1.9	1.5	5.7	4.6						
Avg. Stride Freq. [Hz]	2.0	2.2	2.2	2.2	2.2	2.3	2.4	2.3						
Avg. Stride Length [m]	6.6	7.9	7.7	7.7	7.7	7.7	7.5	7.3						



- [ ] Ranking at each section and finish
- .-.- No data available at this section
- NA No data available



Horse/Jockey Name	Red Bloom
Final Rank	2
Fastest Section Time (Section)	0:11.49 (400m)
Top Speed [km/h] (Section)	63.2 (400m)
Race State	Finished



Sunshine Coast QLD Professional

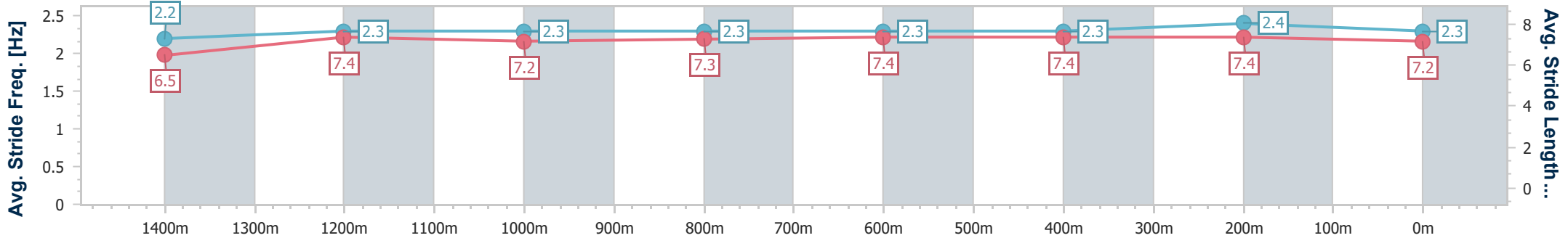
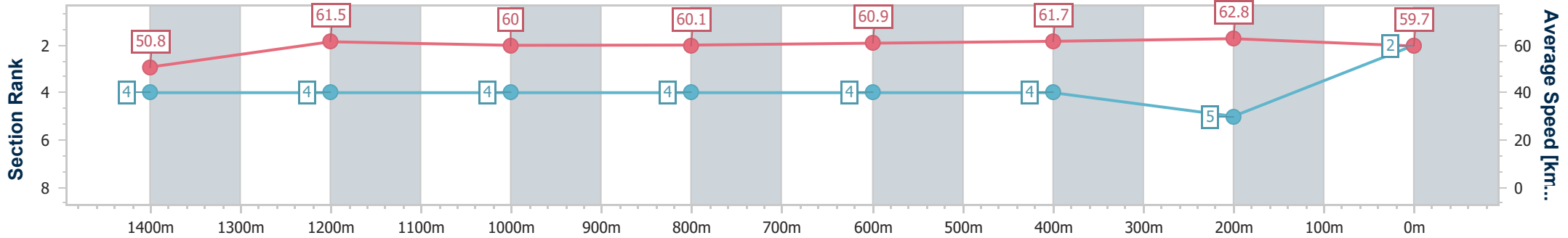
Race 6: HAMPERS TO GO OPEN Handicap - 1600m



06 January 2023 - 20:08

Track Rating: Good 4, Weather: Fine, Rail Position: +5m Entire Course

Section	Overall	1400m	1200m	1000m	800m	600m	400m	200m
Section Times	1:37.28 [2] (0:14.19)	1:23.09 [4] (0:11.79)	1:11.30 [4] (0:12.04)	0:59.26 [4] (0:12.07)	0:47.19 [4] (0:11.95)	0:35.24 [4] (0:11.70)	0:23.54 [4] (0:11.49)	0:12.05 [5] (0:12.05)
Average Speed [km/h]	50.8	61.5	60.0	60.1	60.9	61.7	62.8	59.7
Top Speed [km/h]	62.6	62.6	60.7	61.1	61.6	62.7	63.2	62.0
Avg. Dist. to Rail [m]	3.6	3.0	3.3	2.8	1.7	0.6	1.5	2.4
Avg. Stride Freq. [Hz]	2.2	2.3	2.3	2.3	2.3	2.3	2.4	2.3
Avg. Stride Length [m]	6.5	7.4	7.2	7.3	7.4	7.4	7.4	7.2



- [ ] Ranking at each section and finish
- .-.- No data available at this section
- NA No data available



Horse/Jockey Name	So Dapper
Final Rank	3
Fastest Section Time (Section)	0:11.66 (600m)
Top Speed [km/h] (Section)	63.7 (Overall)
Race State	Finished



Sunshine Coast QLD Professional

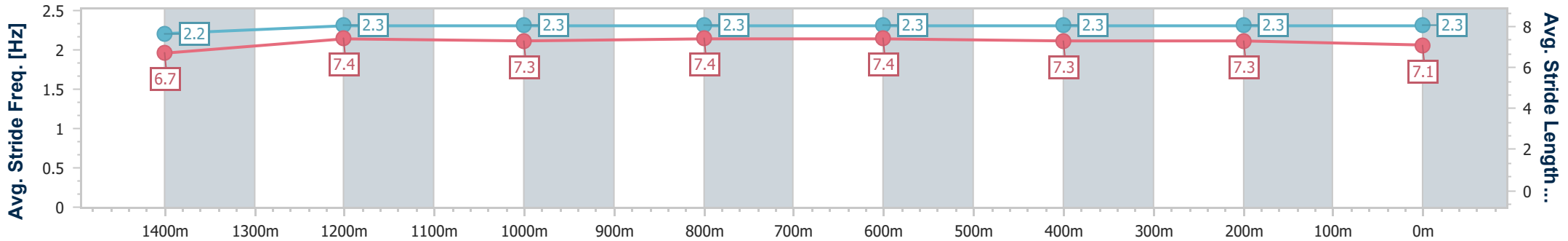
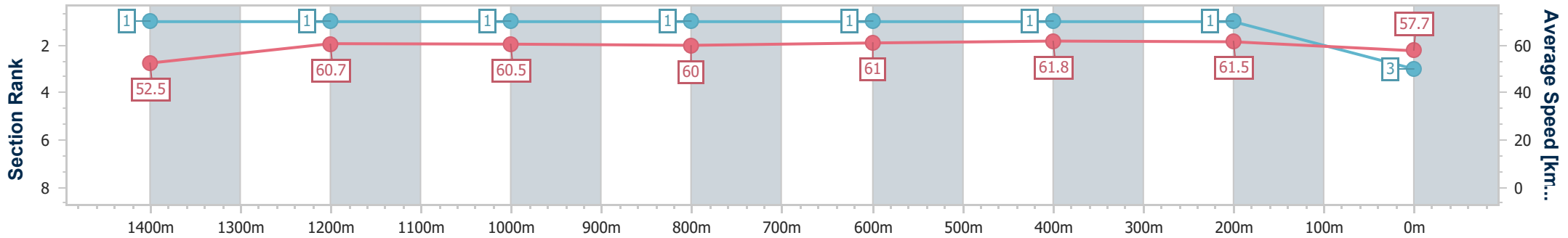
Race 6: HAMPER TO GO OPEN Handicap - 1600m



06 January 2023 - 20:08

Track Rating: Good 4, Weather: Fine, Rail Position: +5m Entire Course

Section	Overall	1400m	1200m	1000m	800m	600m	400m	200m
Section Times	1:37.37 [3] (0:13.72)	1:23.65 [1] (0:11.93)	1:11.72 [1] (0:11.92)	0:59.80 [1] (0:12.06)	0:47.74 [1] (0:11.89)	0:35.85 [1] (0:11.66)	0:24.19 [1] (0:11.70)	0:12.49 [1] (0:12.49)
Average Speed [km/h]	52.5	60.7	60.5	60.0	61.0	61.8	61.5	57.7
Top Speed [km/h]	63.7	61.0	61.0	60.7	62.3	62.3	62.3	59.9
Avg. Dist. to Rail [m]	5.2	1.9	1.9	1.8	1.3	0.3	0.1	0.5
Avg. Stride Freq. [Hz]	2.2	2.3	2.3	2.3	2.3	2.3	2.3	2.3
Avg. Stride Length [m]	6.7	7.4	7.3	7.4	7.4	7.3	7.3	7.1



- [ ] Ranking at each section and finish
- .-.- No data available at this section
- NA No data available



Horse/Jockey Name	Red Light Roxanne
Final Rank	4
Fastest Section Time (Section)	0:11.66 (600m)
Top Speed [km/h] (Section)	62.3 (600m)
Race State	Finished



Sunshine Coast QLD Professional

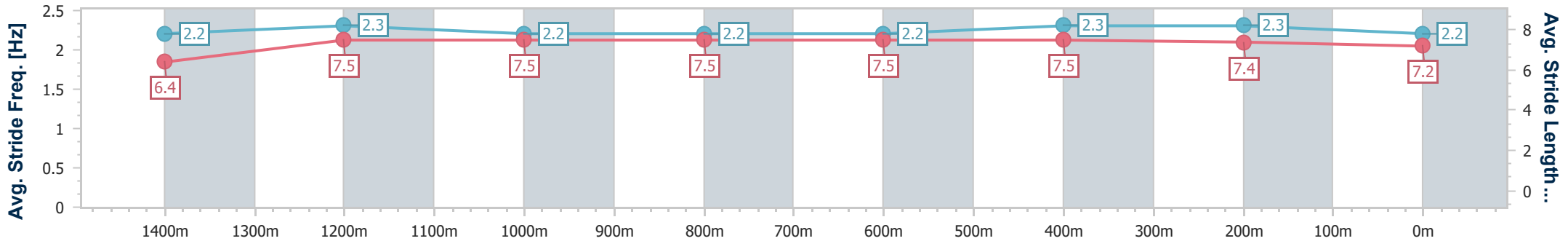
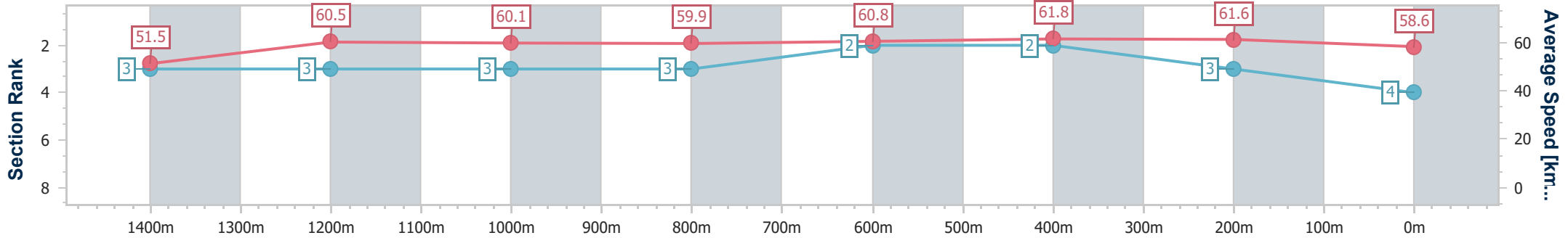
Race 6: HAMPERS TO GO OPEN Handicap - 1600m



06 January 2023 - 20:08

Track Rating: Good 4, Weather: Fine, Rail Position: +5m Entire Course

Section	Overall	1400m	1200m	1000m	800m	600m	400m	200m						
Section Times	1:37.55 [4] (0:13.94)	1:23.61 [3] (0:11.97)	1:11.64 [3] (0:12.01)	0:59.63 [3] (0:12.07)	0:47.56 [3] (0:11.92)	0:35.64 [2] (0:11.66)	0:23.98 [2] (0:11.69)	0:12.29 [3] (0:12.29)						
Average Speed [km/h]	51.5	60.5	60.1	59.9	60.8	61.8	61.6	58.6						
Top Speed [km/h]	61.9	61.2	60.9	60.9	61.6	62.3	62.1	60.6						
Avg. Dist. to Rail [m]	2.6	2.0	2.0	1.8	1.1	0.1	0.1	0.3						
Avg. Stride Freq. [Hz]	2.2	2.3	2.2	2.2	2.2	2.3	2.3	2.2						
Avg. Stride Length [m]	6.4	7.5	7.5	7.5	7.5	7.5	7.4	7.2						



- [ ] Ranking at each section and finish
- .-.- No data available at this section
- NA No data available



Horse/Jockey Name	Gave Us Up
Final Rank	5
Fastest Section Time (Section)	0:11.52 (400m)
Top Speed [km/h] (Section)	63.4 (400m)
Race State	Finished



Sunshine Coast QLD Professional

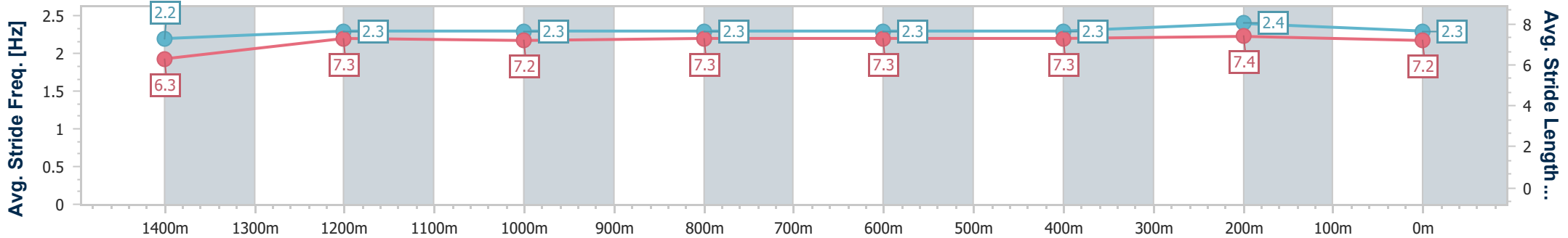
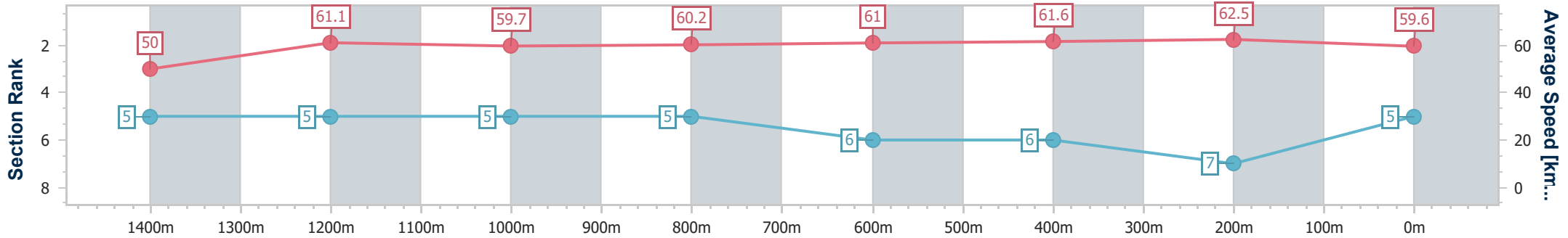
Race 6: HAMPERS TO GO OPEN Handicap - 1600m



06 January 2023 - 20:08

Track Rating: Good 4, Weather: Fine, Rail Position: +5m Entire Course

Section	Overall	1400m	1200m	1000m	800m	600m	400m	200m					
Section Times	1:37.59 [5] (0:14.37)	1:23.22 [5] (0:11.84)	1:11.38 [5] (0:12.09)	0:59.29 [5] (0:12.04)	0:47.25 [5] (0:11.93)	0:35.32 [6] (0:11.71)	0:23.61 [6] (0:11.52)	0:12.09 [7] (0:12.09)					
Average Speed [km/h]	50.0	61.1	59.7	60.2	61.0	61.6	62.5	59.6					
Top Speed [km/h]	62.1	62.9	60.8	61.9	62.0	63.1	63.4	61.3					
Avg. Dist. to Rail [m]	2.7	2.0	2.8	2.7	1.8	0.7	0.6	1.8					
Avg. Stride Freq. [Hz]	2.2	2.3	2.3	2.3	2.3	2.3	2.4	2.3					
Avg. Stride Length [m]	6.3	7.3	7.2	7.3	7.3	7.3	7.4	7.2					



- [ ] Ranking at each section and finish
- .-.- No data available at this section
- NA No data available



Horse/Jockey Name	Way Beyond
Final Rank	6
Fastest Section Time (Section)	0:11.64 (400m)
Top Speed [km/h] (Section)	62.9 (Overall)
Race State	Finished



Sunshine Coast QLD Professional

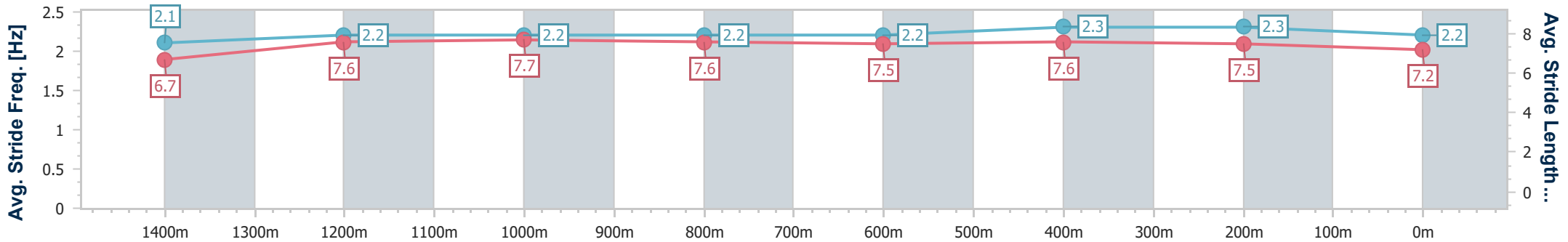
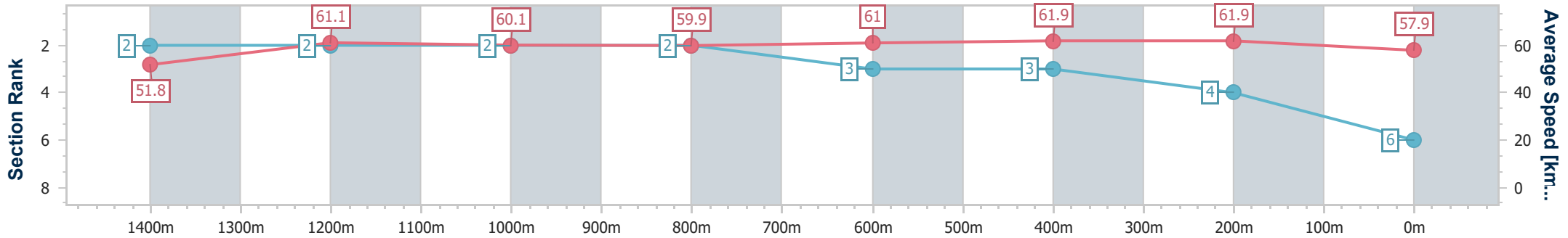
Race 6: HAMPERS TO GO OPEN Handicap - 1600m



06 January 2023 - 20:08

Track Rating: Good 4, Weather: Fine, Rail Position: +5m Entire Course

Section	Overall	1400m	1200m	1000m	800m	600m	400m	200m						
Section Times	1:37.59 [6] (0:13.91)	1:23.68 [2] (0:11.85)	1:11.83 [2] (0:12.01)	0:59.82 [2] (0:12.10)	0:47.72 [2] (0:11.98)	0:35.74 [3] (0:11.68)	0:24.06 [3] (0:11.64)	0:12.42 [4] (0:12.42)						
Average Speed [km/h]	51.8	61.1	60.1	59.9	61.0	61.9	61.9	57.9						
Top Speed [km/h]	62.9	62.0	60.5	60.6	61.6	62.4	62.7	60.6						
Avg. Dist. to Rail [m]	4.2	2.8	2.5	2.6	2.4	0.7	0.3	1.1						
Avg. Stride Freq. [Hz]	2.1	2.2	2.2	2.2	2.2	2.3	2.3	2.2						
Avg. Stride Length [m]	6.7	7.6	7.7	7.6	7.5	7.6	7.5	7.2						



- [ ] Ranking at each section and finish
- .-.- No data available at this section
- NA No data available





Horse/Jockey Name	Scarlet Tufty
Final Rank	7
Fastest Section Time (Section)	0:11.52 (400m)
Top Speed [km/h] (Section)	63.6 (400m)
Race State	Finished



Sunshine Coast QLD Professional

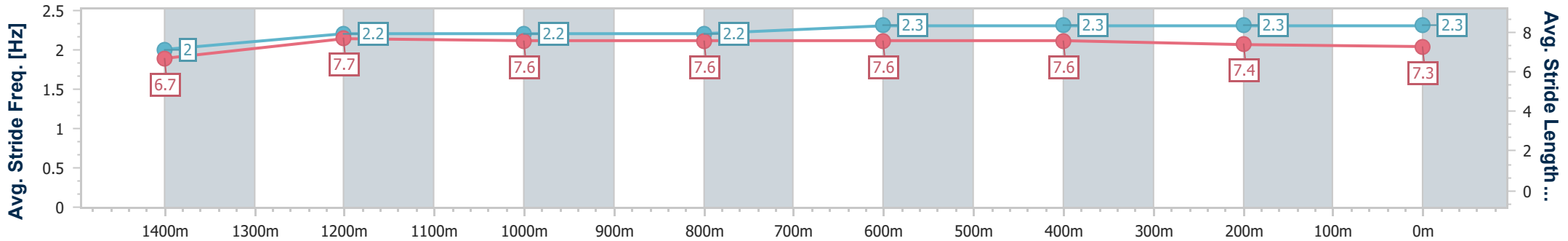
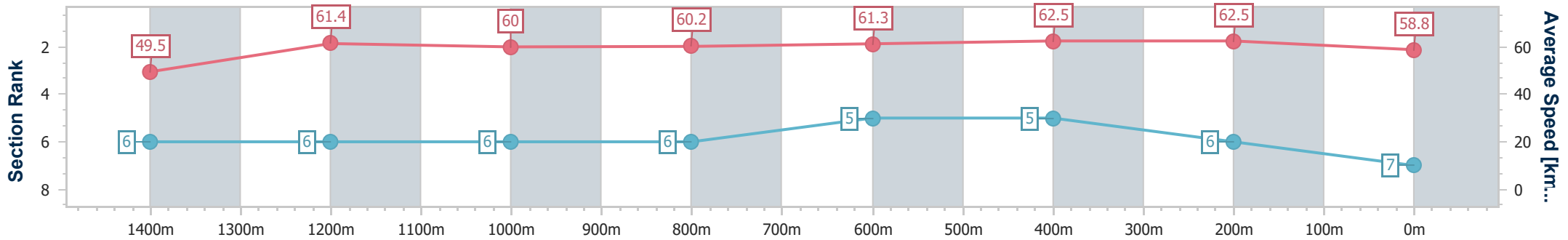
Race 6: HAMPERS TO GO OPEN Handicap - 1600m



06 January 2023 - 20:08

Track Rating: Good 4, Weather: Fine, Rail Position: +5m Entire Course

Section	Overall	1400m	1200m	1000m	800m	600m	400m	200m
Section Times	1:37.66 [7] (0:14.53)	1:23.13 [6] (0:11.82)	1:11.31 [6] (0:12.01)	0:59.30 [6] (0:12.05)	0:47.25 [6] (0:11.87)	0:35.38 [5] (0:11.62)	0:23.76 [5] (0:11.52)	0:12.24 [6] (0:12.24)
Average Speed [km/h]	49.5	61.4	60.0	60.2	61.3	62.5	62.5	58.8
Top Speed [km/h]	62.1	62.2	60.6	61.4	62.3	63.1	63.6	61.4
Avg. Dist. to Rail [m]	5.1	2.7	2.9	2.7	1.9	1.3	3.3	3.7
Avg. Stride Freq. [Hz]	2.0	2.2	2.2	2.2	2.3	2.3	2.3	2.3
Avg. Stride Length [m]	6.7	7.7	7.6	7.6	7.6	7.6	7.4	7.3



- [ ] Ranking at each section and finish
- .-.- No data available at this section
- NA No data available