

06 January 2023 - 19:38

Track Rating: Good 4, Weather: Fine, Rail Position: +5m Entire Course

Section		Overall	1400m	1200m	1000m	800m	600m	400m	Last 600m				
Field Times		1:39.51 (0:13.79)	1:25.72 (0:12.09)	1:13.63 (0:12.80)	1:00.83 (0:12.44)	0:48.39 (0:12.83)	0:35.56 (0:11.80)	0:23.76 (0:11.47)	0:35.56				
Rank	TAB Horse/Jockey	Barrier	Top Speed [km/h]	Fastest Section									Distance Travelled [m]
1	8 VIVENZO Lani Allen	4	65.4	0:11.40	1:39.51 [1] (0:13.79)	1:25.72 [1] (0:12.09)	1:13.63 [1] (0:12.80)	1:00.83 [1] (0:12.55)	0:48.28 [2] (0:12.77)	0:35.51 [2] (0:11.82)	0:23.69 [2] (0:11.40)	0:35.51	
2	11 BOUT Boris Thornton	6	63.8	0:11.58	1:39.70 [2] (0:13.94)	1:25.76 [3] (0:12.30)	1:13.46 [4] (0:12.84)	1:00.62 [4] (0:12.45)	0:48.17 [4] (0:12.83)	0:35.34 [4] (0:11.81)	0:23.53 [4] (0:11.58)	0:35.34	+2
3	5 MILLENNIUM JEWEL James Orman	7	63.5	0:11.50	1:39.83 [3] (0:13.84)	1:25.99 [2] (0:12.09)	1:13.90 [2] (0:12.77)	1:01.13 [2] (0:12.42)	0:48.71 [1] (0:12.83)	0:35.88 [1] (0:11.80)	0:24.08 [1] (0:11.50)	0:35.88	-4
4	14 DAULAT MACTIGAMOR Tiffani Brooker	8	64.5	0:11.43	1:39.98 [4] (0:14.33)	1:25.65 [8] (0:12.32)	1:13.33 [8] (0:13.14)	1:00.19 [8] (0:12.25)	0:47.94 [8] (0:12.61)	0:35.33 [8] (0:11.86)	0:23.47 [7] (0:11.43)	0:35.33	+2
5	10 BOLD DELAGO Melea Castle	10	63.5	0:11.46	1:40.04 [5] (0:14.58)	1:25.46 [9] (0:12.29)	1:13.17 [9] (0:13.09)	1:00.08 [9] (0:12.23)	0:47.85 [9] (0:12.53)	0:35.32 [9] (0:11.91)	0:23.41 [8] (0:11.46)	0:35.32	-2
6	9 SHE'S ENUFF Justin Huxtable	5	64.3	0:11.49	1:40.22 [6] (0:14.29)	1:25.93 [7] (0:12.29)	1:13.64 [7] (0:13.07)	1:00.57 [7] (0:12.22)	0:48.35 [7] (0:12.56)	0:35.79 [6] (0:11.97)	0:23.82 [6] (0:11.49)	0:35.79	-1
7	6 NATALIEANN Ben Thompson	3	65.0	0:11.47	1:40.25 [7] (0:14.08)	1:26.17 [5] (0:12.30)	1:13.87 [6] (0:13.09)	1:00.78 [6] (0:12.31)	0:48.47 [6] (0:12.74)	0:35.73 [7] (0:12.20)	0:23.53 [9] (0:11.47)	0:35.73	+0
8	13 SEERESS Karl Zechner	1	62.8	0:11.67	1:40.33 [8] (0:14.06)	1:26.27 [4] (0:12.05)	1:14.22 [3] (0:12.94)	1:01.28 [3] (0:12.42)	0:48.86 [3] (0:12.77)	0:36.09 [3] (0:11.84)	0:24.25 [3] (0:11.67)	0:36.09	-2
9	2 CRACK OF DOOM Isabella Rabjones	12	62.4	0:11.83	1:40.87 [9] (0:14.16)	1:26.71 [6] (0:12.18)	1:14.53 [5] (0:13.02)	1:01.51 [5] (0:12.38)	0:49.13 [5] (0:12.70)	0:36.43 [5] (0:11.96)	0:24.47 [5] (0:11.83)	0:36.43	+3

Scratched: Winston Smurfhill (#4), Sebring Girl (#7), Critical Thinker (#3), Go Millo (#1), Gracie Blue (#12)



Sunshine Coast QLD Professional
Race 5: THE PUMP HOUSE BENCHMARK 58 Handicap - 1600m
06 January 2023 - 19:38



Track Rating: Good 4, Weather: Fine, Rail Position: +5m Entire Course

Section							200m			Last 600m
Field Times							0:12.29			0:35.56
							(0:12.29)			
Rank	TAB	Horse/Jockey	Barrier	Top Speed [km/h]	Fastest Section	Margin			Distance Travelled [m]	
1	8	VIVENZO Lani Allen	4	65.4	0:11.40	0:12.29 [1]	1:39.51		0:35.51	
				Overall	400m	(0:12.29)				
2	11	BOUT Boris Thornton	6	63.8	0:11.58	0:11.95 [4]	1L		0:35.34 +2	
				400m	400m	(0:11.95)				
3	5	MILLENNIUM JEWEL James Orman	7	63.5	0:11.50	0:12.58 [2]	1.8L		0:35.88 -4	
				Overall	400m	(0:12.58)				
4	14	DAULAT MACTIGAMOR Tiffani Brooker	8	64.5	0:11.43	0:12.04 [6]	2.6L		0:35.33 +2	
				400m	400m	(0:12.04)				
5	10	BOLD DELAGO Melea Castle	10	63.5	0:11.46	0:11.95 [7]	2.8L		0:35.32 -2	
				400m	400m	(0:11.95)				
6	9	SHE'S ENUFF Justin Huxtable	5	64.3	0:11.49	0:12.33 [5]	3.8L		0:35.79 -1	
				400m	400m	(0:12.33)				
7	6	NATALIEANN Ben Thompson	3	65.0	0:11.47	0:12.06 [8]	4L		0:35.73 +0	
				400m	400m	(0:12.06)				
8	13	SEERESS Karl Zechner	1	62.8	0:11.67	0:12.58 [3]	4.3L		0:36.09 -2	
				600m	400m	(0:12.58)				
9	2	CRACK OF DOOM Isabella Rabjones	12	62.4	0:11.83	0:12.64 [9]	7.3L		0:36.43 +3	
				400m	400m	(0:12.64)				

Scratched: Winston Smurfhill (#4), Sebring Girl (#7), Critical Thinker (#3), Go Millo (#1), Gracie Blue (#12)

[] Ranking at each section and finish
 -:-:- No data available at this section
 NA No data available

SCN Saddle cloth number
 DNF Did not finish
 DNT Did not track



Horse/Jockey Name	Vivenzo
Final Rank	1
Fastest Section Time (Section)	0:11.40 (400m)
Top Speed [km/h] (Section)	65.4 (Overall)
Race State	Finished



Sunshine Coast QLD Professional

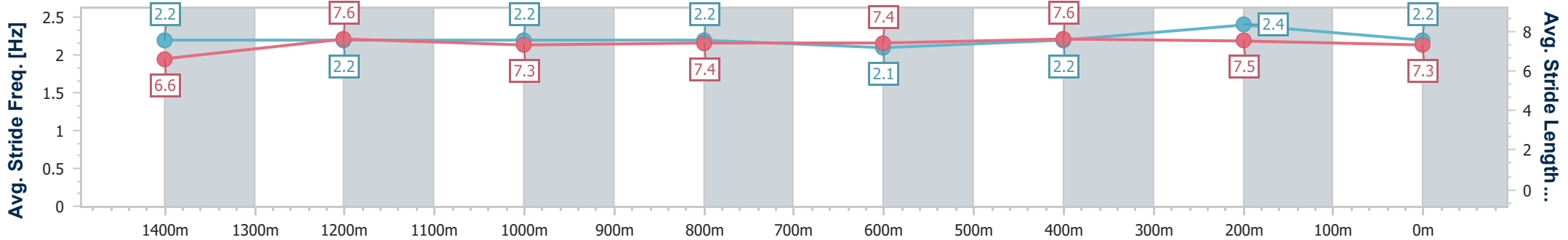
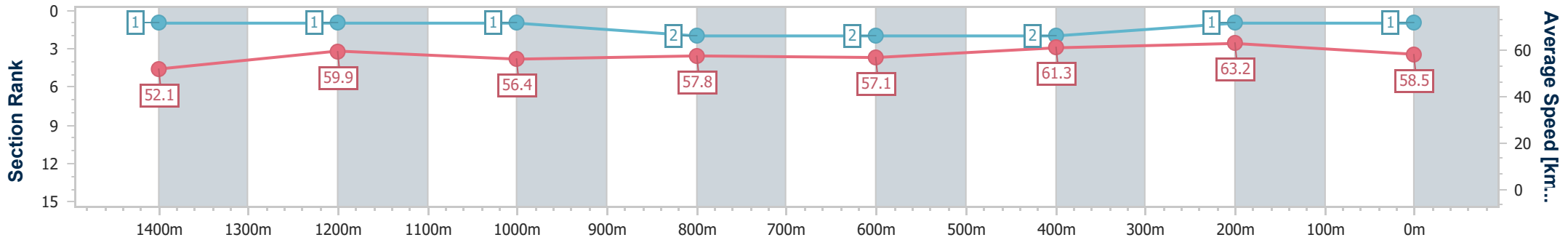
Race 5: THE PUMP HOUSE BENCHMARK 58 Handicap - 1600m



06 January 2023 - 19:38

Track Rating: Good 4, Weather: Fine, Rail Position: +5m Entire Course

Section	Overall	1400m	1200m	1000m	800m	600m	400m	200m
Section Times	1:39.51 [1] (0:13.79)	1:25.72 [1] (0:12.09)	1:13.63 [1] (0:12.80)	1:00.83 [1] (0:12.55)	0:48.28 [2] (0:12.77)	0:35.51 [2] (0:11.82)	0:23.69 [2] (0:11.40)	0:12.29 [1] (0:12.29)
Average Speed [km/h]	52.1	59.9	56.4	57.8	57.1	61.3	63.2	58.5
Top Speed [km/h]	65.4	61.7	58.9	59.0	59.2	63.8	64.2	62.4
Avg. Dist. to Rail [m]	4.1	2.0	2.0	2.5	2.2	1.1	2.1	0.5
Avg. Stride Freq. [Hz]	2.2	2.2	2.2	2.2	2.1	2.2	2.4	2.2
Avg. Stride Length [m]	6.6	7.6	7.3	7.4	7.4	7.6	7.5	7.3



- [] Ranking at each section and finish
- .-.- No data available at this section
- NA No data available



Horse/Jockey Name	Bout
Final Rank	2
Fastest Section Time (Section)	0:11.58 (400m)
Top Speed [km/h] (Section)	63.8 (400m)
Race State	Finished



Sunshine Coast QLD Professional

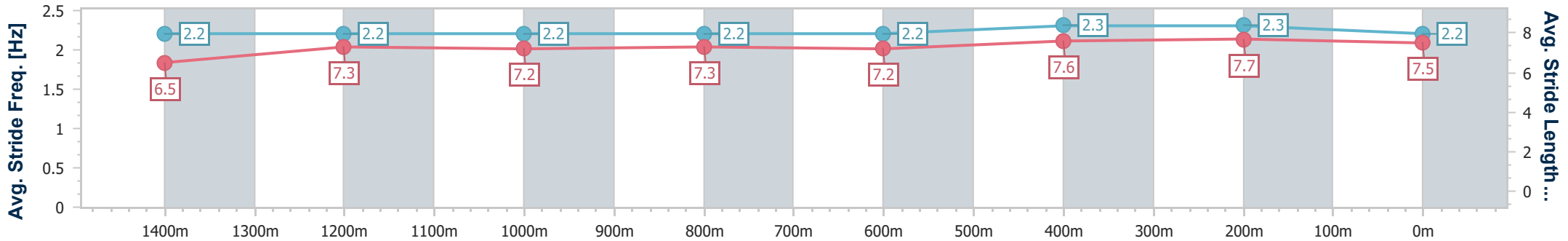
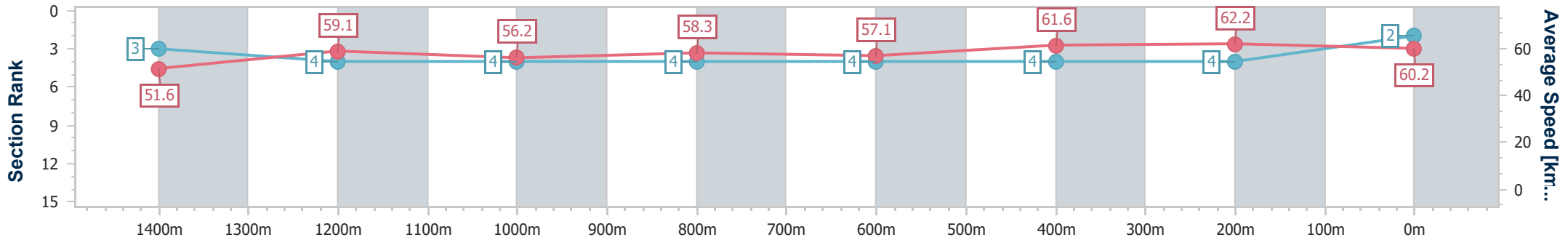
Race 5: THE PUMP HOUSE BENCHMARK 58 Handicap - 1600m



06 January 2023 - 19:38

Track Rating: Good 4, Weather: Fine, Rail Position: +5m Entire Course

Section	Overall	1400m	1200m	1000m	800m	600m	400m	200m
Section Times	1:39.70 [2] (0:13.94)	1:25.76 [3] (0:12.30)	1:13.46 [4] (0:12.84)	1:00.62 [4] (0:12.45)	0:48.17 [4] (0:12.83)	0:35.34 [4] (0:11.81)	0:23.53 [4] (0:11.58)	0:11.95 [4] (0:11.95)
Average Speed [km/h]	51.6	59.1	56.2	58.3	57.1	61.6	62.2	60.2
Top Speed [km/h]	62.3	61.8	58.4	59.2	60.3	62.2	63.8	62.1
Avg. Dist. to Rail [m]	5.4	3.2	3.2	3.2	2.9	1.9	2.8	3.8
Avg. Stride Freq. [Hz]	2.2	2.2	2.2	2.2	2.2	2.3	2.3	2.2
Avg. Stride Length [m]	6.5	7.3	7.2	7.3	7.2	7.6	7.7	7.5



- [] Ranking at each section and finish
- .-.- No data available at this section
- NA No data available



Horse/Jockey Name	Millennium Jewel
Final Rank	3
Fastest Section Time (Section)	0:11.50 (400m)
Top Speed [km/h] (Section)	63.5 (Overall)
Race State	Finished



Sunshine Coast QLD Professional

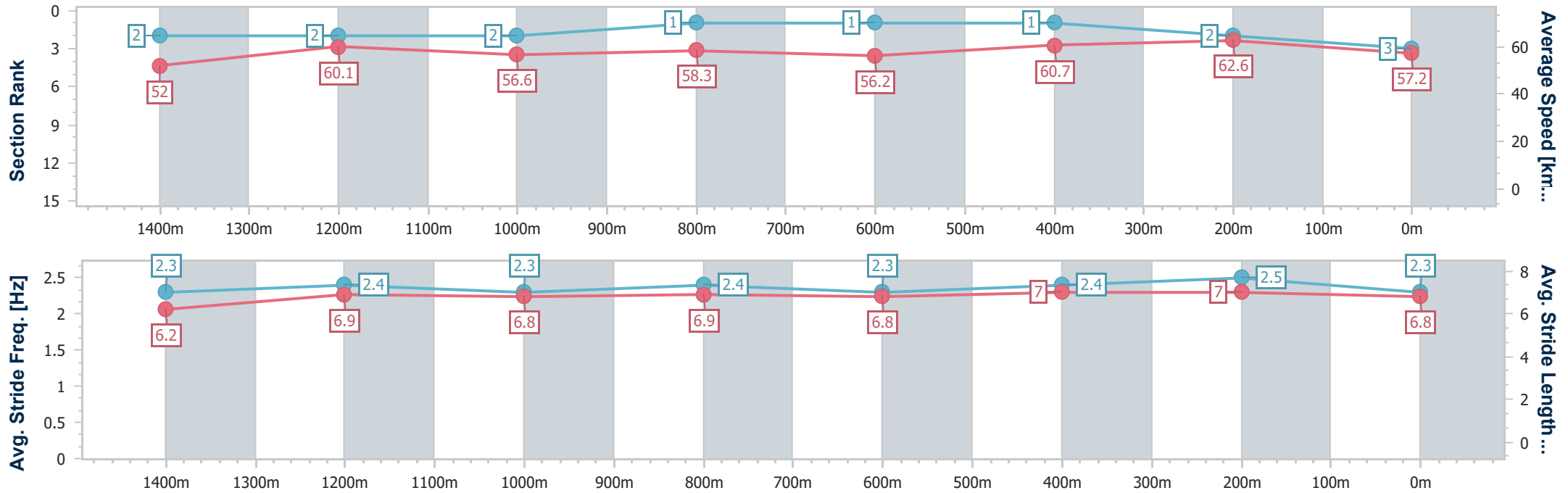
Race 5: THE PUMP HOUSE BENCHMARK 58 Handicap - 1600m



06 January 2023 - 19:38

Track Rating: Good 4, Weather: Fine, Rail Position: +5m Entire Course

Section	Overall	1400m	1200m	1000m	800m	600m	400m	200m
Section Times	1:39.83 [3] (0:13.84)	1:25.99 [2] (0:12.09)	1:13.90 [2] (0:12.77)	1:01.13 [2] (0:12.42)	0:48.71 [1] (0:12.83)	0:35.88 [1] (0:11.80)	0:24.08 [1] (0:11.50)	0:12.58 [2] (0:12.58)
Average Speed [km/h]	52.0	60.1	56.6	58.3	56.2	60.7	62.6	57.2
Top Speed [km/h]	63.5	63.5	59.8	61.2	57.7	63.1	63.4	61.2
Avg. Dist. to Rail [m]	7.0	4.4	3.7	2.9	0.5	0.7	0.2	0.5
Avg. Stride Freq. [Hz]	2.3	2.4	2.3	2.4	2.3	2.4	2.5	2.3
Avg. Stride Length [m]	6.2	6.9	6.8	6.9	6.8	7.0	7.0	6.8



- [] Ranking at each section and finish
- .-.- No data available at this section
- NA No data available



Horse/Jockey Name	Daulat Machtigamor
Final Rank	4
Fastest Section Time (Section)	0:11.43 (400m)
Top Speed [km/h] (Section)	64.5 (400m)
Race State	Finished



Sunshine Coast QLD Professional

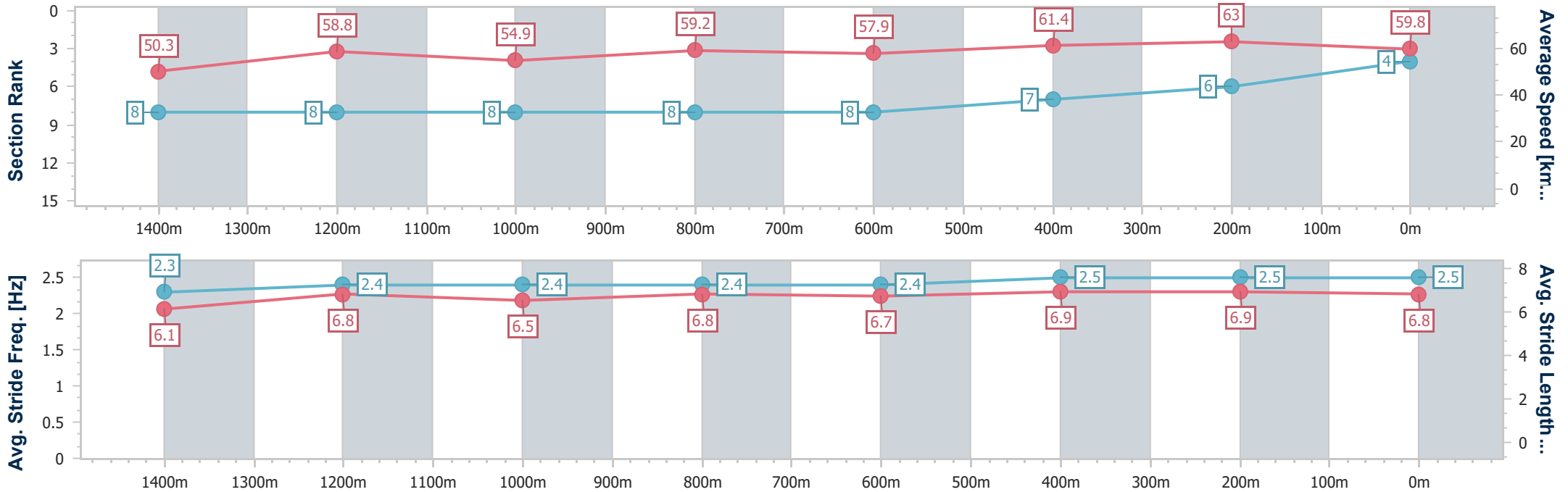
Race 5: THE PUMP HOUSE BENCHMARK 58 Handicap - 1600m



06 January 2023 - 19:38

Track Rating: Good 4, Weather: Fine, Rail Position: +5m Entire Course

Section	Overall	1400m	1200m	1000m	800m	600m	400m	200m						
Section Times	1:39.98 [4] (0:14.33)	1:25.65 [8] (0:12.32)	1:13.33 [8] (0:13.14)	1:00.19 [8] (0:12.25)	0:47.94 [8] (0:12.61)	0:35.33 [8] (0:11.86)	0:23.47 [7] (0:11.43)	0:12.04 [6] (0:12.04)						
Average Speed [km/h]	50.3	58.8	54.9	59.2	57.9	61.4	63.0	59.8						
Top Speed [km/h]	61.5	60.7	56.9	60.2	59.3	62.6	64.5	62.4						
Avg. Dist. to Rail [m]	6.2	3.2	3.2	2.8	2.5	1.9	4.5	4.8						
Avg. Stride Freq. [Hz]	2.3	2.4	2.4	2.4	2.4	2.5	2.5	2.5						
Avg. Stride Length [m]	6.1	6.8	6.5	6.8	6.7	6.9	6.9	6.8						



- [] Ranking at each section and finish
- .-.- No data available at this section
- NA No data available



Horse/Jockey Name	Bold Delago
Final Rank	5
Fastest Section Time (Section)	0:11.46 (400m)
Top Speed [km/h] (Section)	63.5 (400m)
Race State	Finished



Sunshine Coast QLD Professional

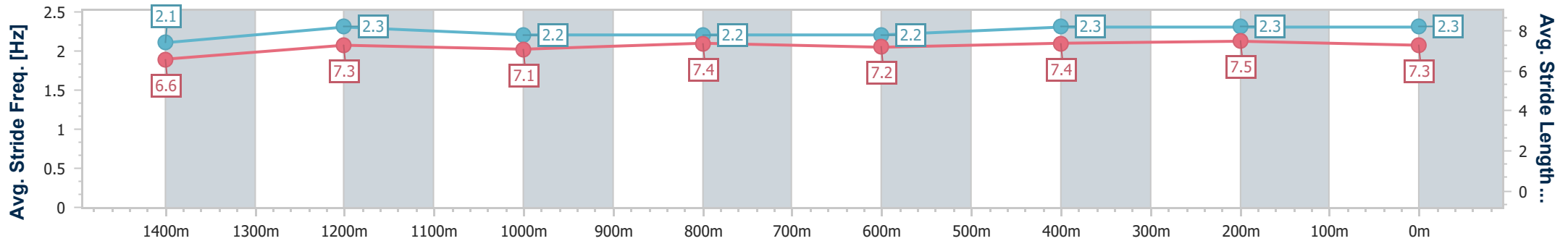
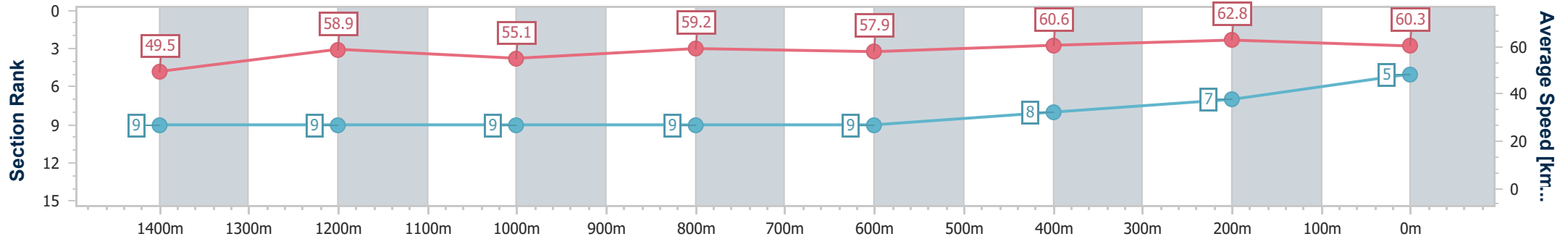
Race 5: THE PUMP HOUSE BENCHMARK 58 Handicap - 1600m



06 January 2023 - 19:38

Track Rating: Good 4, Weather: Fine, Rail Position: +5m Entire Course

Section	Overall	1400m	1200m	1000m	800m	600m	400m	200m						
Section Times	1:40.04 [5] (0:14.58)	1:25.46 [9] (0:12.29)	1:13.17 [9] (0:13.09)	1:00.08 [9] (0:12.23)	0:47.85 [9] (0:12.53)	0:35.32 [9] (0:11.91)	0:23.41 [8] (0:11.46)	0:11.95 [7] (0:11.95)						
Average Speed [km/h]	49.5	58.9	55.1	59.2	57.9	60.6	62.8	60.3						
Top Speed [km/h]	62.2	61.6	57.9	61.6	60.4	62.6	63.5	61.8						
Avg. Dist. to Rail [m]	6.9	2.2	2.5	2.1	1.6	0.4	0.8	0.4						
Avg. Stride Freq. [Hz]	2.1	2.3	2.2	2.2	2.2	2.3	2.3	2.3						
Avg. Stride Length [m]	6.6	7.3	7.1	7.4	7.2	7.4	7.5	7.3						



- [] Ranking at each section and finish
- .-.- No data available at this section
- NA No data available



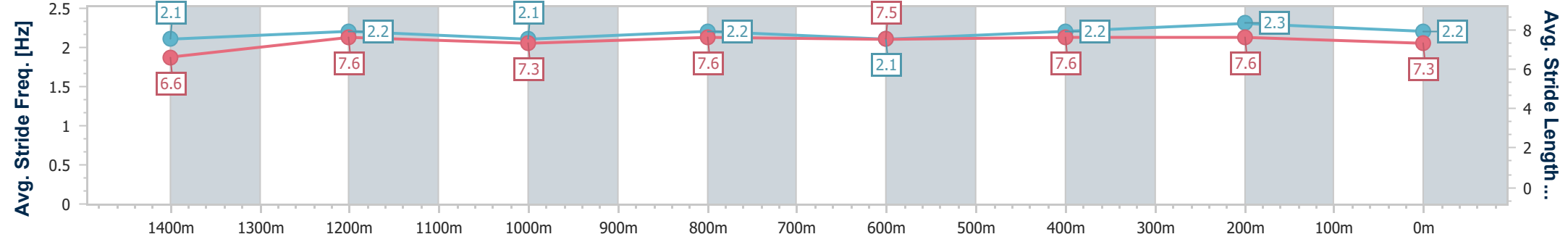
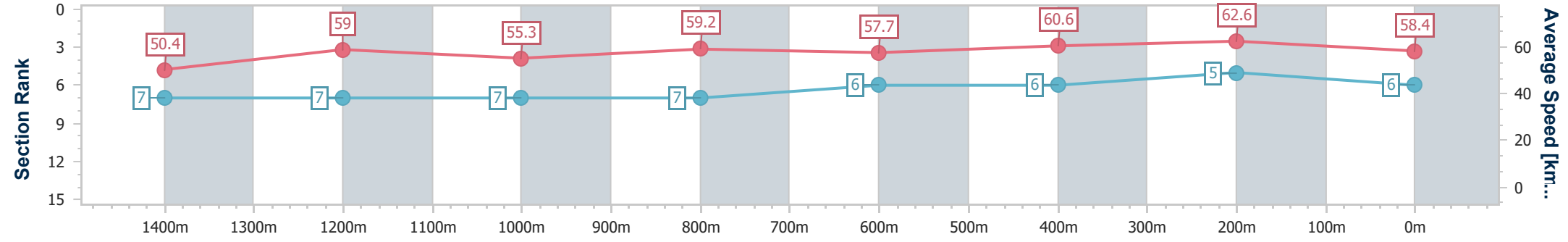
Horse/Jockey Name	She's Enuff
Final Rank	6
Fastest Section Time (Section)	0:11.49 (400m)
Top Speed [km/h] (Section)	64.3 (400m)
Race State	Finished



Sunshine Coast QLD Professional
 Race 5: THE PUMP HOUSE BENCHMARK 58 Handicap - 1600m
 06 January 2023 - 19:38
 Track Rating: Good 4, Weather: Fine, Rail Position: +5m Entire Course



Section	Overall	1400m	1200m	1000m	800m	600m	400m	200m						
Section Times	1:40.22 [6] (0:14.29)	1:25.93 [7] (0:12.29)	1:13.64 [7] (0:13.07)	1:00.57 [7] (0:12.22)	0:48.35 [7] (0:12.56)	0:35.79 [6] (0:11.97)	0:23.82 [6] (0:11.49)	0:12.33 [5] (0:12.33)						
Average Speed [km/h]	50.4	59.0	55.3	59.2	57.7	60.6	62.6	58.4						
Top Speed [km/h]	61.1	60.9	56.5	61.1	59.4	62.3	64.3	60.6						
Avg. Dist. to Rail [m]	4.4	2.8	3.1	2.4	1.3	1.2	4.5	4.9						
Avg. Stride Freq. [Hz]	2.1	2.2	2.1	2.2	2.1	2.2	2.3	2.2						
Avg. Stride Length [m]	6.6	7.6	7.3	7.6	7.5	7.6	7.6	7.3						



- [] Ranking at each section and finish
- .-.- No data available at this section
- NA No data available



Horse/Jockey Name	Natalieann
Final Rank	7
Fastest Section Time (Section)	0:11.47 (400m)
Top Speed [km/h] (Section)	65.0 (400m)
Race State	Finished



Sunshine Coast QLD Professional

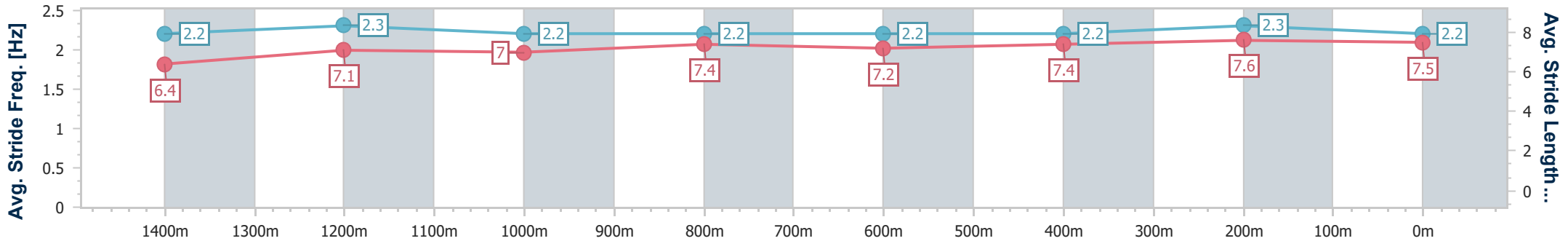
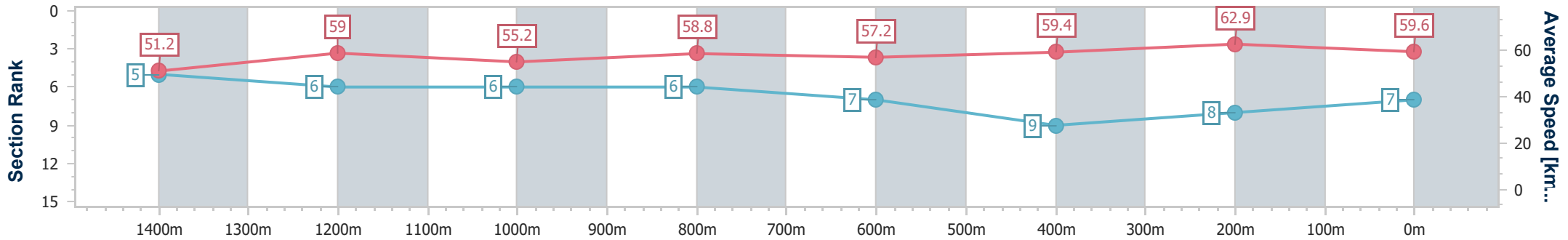
Race 5: THE PUMP HOUSE BENCHMARK 58 Handicap - 1600m



06 January 2023 - 19:38

Track Rating: Good 4, Weather: Fine, Rail Position: +5m Entire Course

Section	Overall	1400m	1200m	1000m	800m	600m	400m	200m						
Section Times	1:40.25 [7] (0:14.08)	1:26.17 [5] (0:12.30)	1:13.87 [6] (0:13.09)	1:00.78 [6] (0:12.31)	0:48.47 [6] (0:12.74)	0:35.73 [7] (0:12.20)	0:23.53 [9] (0:11.47)	0:12.06 [8] (0:12.06)						
Average Speed [km/h]	51.2	59.0	55.2	58.8	57.2	59.4	62.9	59.6						
Top Speed [km/h]	61.7	60.9	57.2	59.8	58.6	61.6	65.0	62.5						
Avg. Dist. to Rail [m]	3.5	3.0	3.4	3.0	2.0	1.3	2.9	2.8						
Avg. Stride Freq. [Hz]	2.2	2.3	2.2	2.2	2.2	2.2	2.3	2.2						
Avg. Stride Length [m]	6.4	7.1	7.0	7.4	7.2	7.4	7.6	7.5						



- [] Ranking at each section and finish
- .-.- No data available at this section
- NA No data available



Horse/Jockey Name	Seeress
Final Rank	8
Fastest Section Time (Section)	0:11.67 (400m)
Top Speed [km/h] (Section)	62.8 (600m)
Race State	Finished



Sunshine Coast QLD Professional

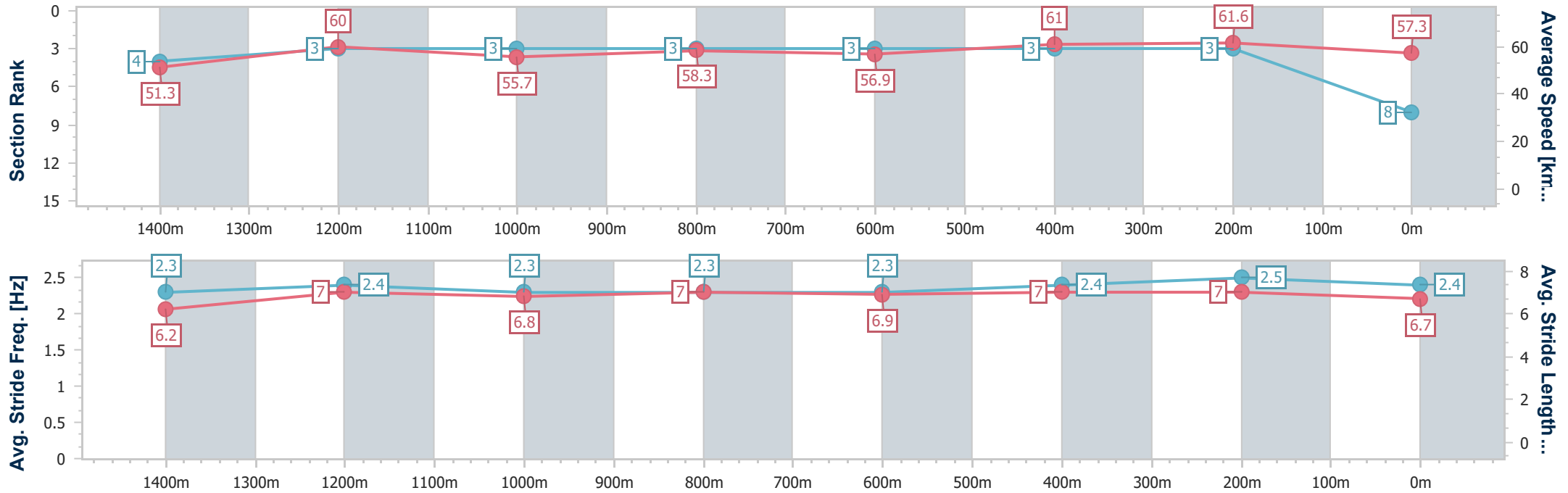
Race 5: THE PUMP HOUSE BENCHMARK 58 Handicap - 1600m



06 January 2023 - 19:38

Track Rating: Good 4, Weather: Fine, Rail Position: +5m Entire Course

Section	Overall	1400m	1200m	1000m	800m	600m	400m	200m
Section Times	1:40.33 [8] (0:14.06)	1:26.27 [4] (0:12.05)	1:14.22 [3] (0:12.94)	1:01.28 [3] (0:12.42)	0:48.86 [3] (0:12.77)	0:36.09 [3] (0:11.84)	0:24.25 [3] (0:11.67)	0:12.58 [3] (0:12.58)
Average Speed [km/h]	51.3	60.0	55.7	58.3	56.9	61.0	61.6	57.3
Top Speed [km/h]	62.2	62.1	57.9	58.7	58.5	62.8	62.6	60.2
Avg. Dist. to Rail [m]	2.8	2.3	2.3	2.3	1.5	0.4	1.1	1.7
Avg. Stride Freq. [Hz]	2.3	2.4	2.3	2.3	2.3	2.4	2.5	2.4
Avg. Stride Length [m]	6.2	7.0	6.8	7.0	6.9	7.0	7.0	6.7



- [] Ranking at each section and finish
- .-.- No data available at this section
- NA No data available



Horse/Jockey Name	Crack Of Doom
Final Rank	9
Fastest Section Time (Section)	0:11.83 (400m)
Top Speed [km/h] (Section)	62.4 (400m)
Race State	Finished



Sunshine Coast QLD Professional

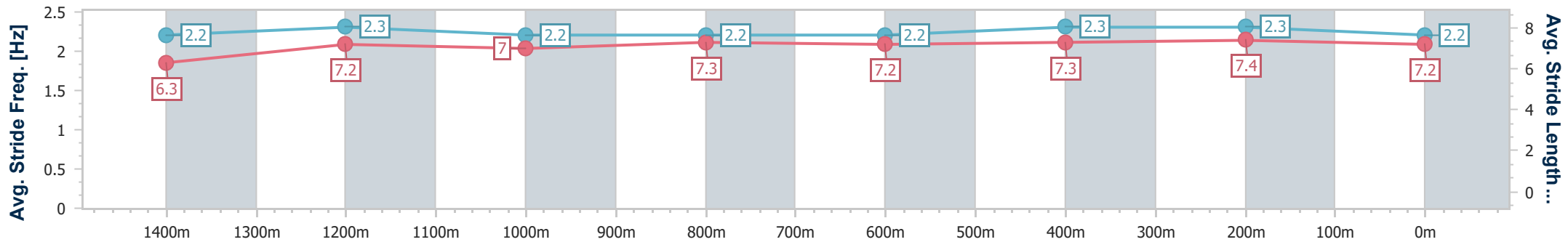
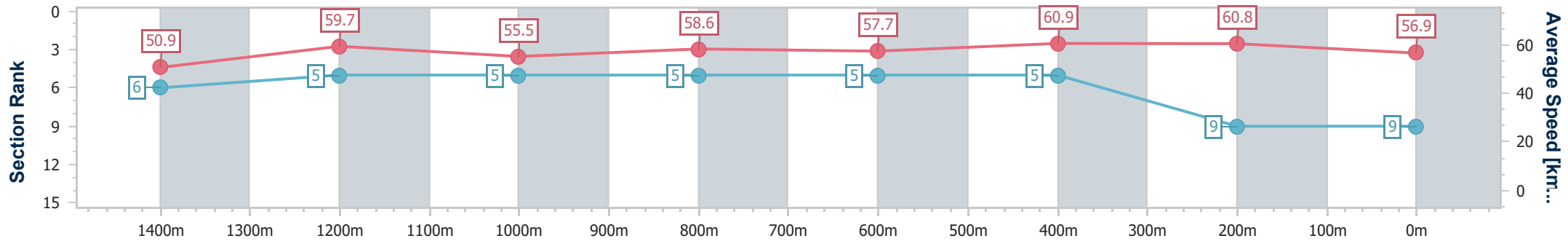
Race 5: THE PUMP HOUSE BENCHMARK 58 Handicap - 1600m



06 January 2023 - 19:38

Track Rating: Good 4, Weather: Fine, Rail Position: +5m Entire Course

Section	Overall	1400m	1200m	1000m	800m	600m	400m	200m					
Section Times	1:40.87 [9] (0:14.16)	1:26.71 [6] (0:12.18)	1:14.53 [5] (0:13.02)	1:01.51 [5] (0:12.38)	0:49.13 [5] (0:12.70)	0:36.43 [5] (0:11.96)	0:24.47 [5] (0:11.83)	0:12.64 [9] (0:12.64)					
Average Speed [km/h]	50.9	59.7	55.5	58.6	57.7	60.9	60.8	56.9					
Top Speed [km/h]	62.3	61.7	57.3	59.7	59.4	62.3	62.4	59.6					
Avg. Dist. to Rail [m]	8.9	4.3	4.3	3.8	3.0	1.8	4.0	3.8					
Avg. Stride Freq. [Hz]	2.2	2.3	2.2	2.2	2.2	2.3	2.3	2.2					
Avg. Stride Length [m]	6.3	7.2	7.0	7.3	7.2	7.3	7.4	7.2					



- [] Ranking at each section and finish
- .-.- No data available at this section
- NA No data available