

Track Rating: Good 4, Weather: , Rail Position: +5m Entire Course

Section	Field Times	Overall	1200m	1000m	800m	600m	400m	Last 600m					
		1:24.76 (0:13.61)	1:11.15 (0:11.27)	0:59.88 (0:11.89)	0:47.99 (0:12.26)	0:35.73 (0:12.17)	0:23.56 (0:11.54)	0:35.73					
Rank	TAB	Horse/Jockey	Barrier	Top Speed [km/h]	Fastest Section					Distance Travelled [m]			
1	10	LOVE SENSATION Ryan Maloney	1	64.5 400m	0:11.38 400m	1:24.76 [1] (0:13.82)	1:10.94 [5] (0:11.42)	0:59.52 [4] (0:11.95)	0:47.57 [4] (0:12.13)	0:35.44 [4] (0:12.04)	0:23.40 [4] (0:11.38)	0:35.44	
2	5	WINSTON SMURFHILL Nikita Beriman	4	67.0 Overall	0:11.35 1200m	1:25.06 [2] (0:13.69)	1:11.37 [2] (0:11.35)	1:00.02 [2] (0:12.00)	0:48.02 [3] (0:12.24)	0:35.78 [3] (0:12.05)	0:23.73 [3] (0:11.60)	0:35.78	+2
3	6	WIZARD OF VISP Scott Galloway	5	64.8 1200m	0:11.42 1200m	1:25.53 [3] (0:14.09)	1:11.44 [9] (0:11.42)	1:00.02 [7] (0:11.89)	0:48.13 [6] (0:12.14)	0:35.99 [6] (0:12.03)	0:23.96 [5] (0:11.60)	0:35.99	-1
4	9	EASIER SAID Georgina Cartwright	11	63.1 Overall	0:11.64 1200m	1:25.66 [4] (0:13.93)	1:11.73 [7] (0:11.64)	1:00.09 [8] (0:11.89)	0:48.20 [8] (0:12.24)	0:35.96 [7] (0:12.04)	0:23.92 [7] (0:11.65)	0:35.96	+2
5	11	OUT BACK BOOM Stephanie Thornton	2	64.1 Overall	0:11.43 1200m	1:25.74 [5] (0:13.85)	1:11.89 [6] (0:11.43)	1:00.46 [5] (0:11.92)	0:48.54 [5] (0:12.26)	0:36.28 [5] (0:12.11)	0:24.17 [6] (0:11.70)	0:36.28	+3
6	8	BONNIE AND CLYDE Kyle Wilson-Taylor	9	65.5 1200m	0:11.37 1200m	1:25.78 [6] (0:13.72)	1:12.06 [4] (0:11.37)	1:00.69 [3] (0:11.68)	0:49.01 [2] (0:12.29)	0:36.72 [2] (0:12.14)	0:24.58 [2] (0:11.82)	0:36.72	+6
7	1	APATAKI Craig Robertson	8	64.5 1200m	0:11.46 1200m	1:25.88 [7] (0:14.69)	1:11.19 [12] (0:11.46)	0:59.73 [11] (0:11.94)	0:47.79 [11] (0:12.12)	0:35.67 [12] (0:12.10)	0:23.57 [12] (0:11.48)	0:35.67	+5
8	7	BLUE SMARTIE Adin Thompson	7	64.7 1200m	0:11.51 1200m	1:25.89 [8] (0:14.32)	1:11.57 [10] (0:11.51)	1:00.06 [10] (0:12.00)	0:48.06 [10] (0:12.06)	0:36.00 [9] (0:11.93)	0:24.07 [8] (0:11.80)	0:36.00	+0
9	4	STREET FIGHTER James Orman	10	65.0 Overall	0:11.65 1200m	1:26.03 [9] (0:13.72)	1:12.31 [3] (0:11.65)	1:00.66 [6] (0:12.02)	0:48.64 [7] (0:12.35)	0:36.29 [8] (0:12.16)	0:24.13 [9] (0:11.86)	0:36.29	+5
10	13	SHOUTS OUTBACK Minonette Kennedy	12	63.6 1200m	0:11.68 400m	1:26.07 [10] (0:13.95)	1:12.12 [8] (0:11.70)	1:00.42 [9] (0:12.09)	0:48.33 [9] (0:12.15)	0:36.18 [10] (0:12.18)	0:24.00 [11] (0:11.68)	0:36.18	+4

Scratched: She's Enuff (#12), Alpha Jane (#14)



Sunshine Coast QLD Professional

Race 3: THE COMPASS INSTITUTE Class 1 Plate - 1400m

06 January 2023 - 18:39



Track Rating: Good 4, Weather: , Rail Position: +5m Entire Course

Section		Overall	1200m	1000m	800m	600m	400m	Last 600m				
Field Times		1:24.76 (0:13.61)	1:11.15 (0:11.27)	0:59.88 (0:11.89)	0:47.99 (0:12.26)	0:35.73 (0:12.17)	0:23.56 (0:11.54)	0:35.73				
Rank	TAB Horse/Jockey	Barrier	Top Speed [km/h]	Fastest Section					Distance Travelled [m]			
11	2 BURLESY Micheal Hellyer	6	63.8 1200m	0:11.59 1200m	1:26.96 [11] (0:14.61)	1:12.35 [11] (0:11.59)	1:00.76 [12] (0:11.95)	0:48.81 [12] (0:12.00)	0:36.81 [11] (0:11.91)	0:24.90 [10] (0:11.84)	0:36.81	-2
12	3 HELL OF A PRINCE Matthew Powell	3	67.1 1200m	0:11.27 1200m	1:27.20 [12] (0:13.61)	1:13.59 [1] (0:11.27)	1:02.32 [1] (0:11.93)	0:50.39 [1] (0:12.22)	0:38.17 [1] (0:12.17)	0:26.00 [1] (0:12.29)	0:38.17	+0

Scratched: She's Enuff (#12), Alpha Jane (#14)

[] Ranking at each section and finish
 -:-:- No data available at this section
 NA No data available

SCN Saddle cloth number
 DNF Did not finish
 DNT Did not track



Sunshine Coast QLD Professional

Race 3: THE COMPASS INSTITUTE Class 1 Plate - 1400m

06 January 2023 - 18:39



Track Rating: Good 4, Weather: , Rail Position: +5m Entire Course

Section							200m			Last 600m
Field Times							0:12.02 (0:12.02)			0:35.73
Rank	TAB	Horse/Jockey	Barrier	Top Speed [km/h]	Fastest Section	Margin			Distance Travelled [m]	
1	10	LOVE SENSATION Ryan Maloney	1	64.5 400m	0:11.38 400m	0:12.02 [1] (0:12.02)	1:24.76		0:35.44	
2	5	WINSTON SMURFHILL Nikita Beriman	4	67.0 Overall	0:11.35 1200m	0:12.13 [2] (0:12.13)	1.8L		0:35.78 +2	
3	6	WIZARD OF VISP Scott Galloway	5	64.8 1200m	0:11.42 1200m	0:12.36 [4] (0:12.36)	4.6L		0:35.99 -1	
4	9	EASIER SAID Georgina Cartwright	11	63.1 Overall	0:11.64 1200m	0:12.27 [6] (0:12.27)	5.1L		0:35.96 +2	
5	11	OUT BACK BOOM Stephanie Thornton	2	64.1 Overall	0:11.43 1200m	0:12.47 [5] (0:12.47)	5.4L		0:36.28 +3	
6	8	BONNIE AND CLYDE Kyle Wilson-Taylor	9	65.5 1200m	0:11.37 1200m	0:12.76 [3] (0:12.76)	5.6L		0:36.72 +6	
7	1	APATAKI Craig Robertson	8	64.5 1200m	0:11.46 1200m	0:12.09 [10] (0:12.09)	6L		0:35.67 +5	
8	7	BLUE SMARTIE Adin Thompson	7	64.7 1200m	0:11.51 1200m	0:12.27 [8] (0:12.27)	6.1L		0:36.00 +0	
9	4	STREET FIGHTER James Orman	10	65.0 Overall	0:11.65 1200m	0:12.27 [11] (0:12.27)	6.9L		0:36.29 +5	
10	13	SHOUTS OUTBACK Minonette Kennedy	12	63.6 1200m	0:11.68 400m	0:12.32 [9] (0:12.32)	7.1L		0:36.18 +4	

Scratched: She's Enuff (#12), Alpha Jane (#14)

[] Ranking at each section and finish
 -:-:- No data available at this section
 NA No data available

SCN Saddle cloth number
 DNF Did not finish
 DNT Did not track



Sunshine Coast QLD Professional

Race 3: THE COMPASS INSTITUTE Class 1 Plate - 1400m

06 January 2023 - 18:39



Track Rating: Good 4, Weather: , Rail Position: +5m Entire Course

Section							200m			Last 600m
Field Times							0:12.02 (0:12.02)			0:35.73
Rank	TAB	Horse/Jockey	Barrier	Top Speed [km/h]	Fastest Section	Margin			Distance Travelled [m]	
11	2	BURLESY	6	63.8	0:11.59	0:13.06 [12]	12.1L		0:36.81	-2
		Micheal Hellyer		1200m	1200m	(0:13.06)				
12	3	HELL OF A PRINCE	3	67.1	0:11.27	0:13.71 [7]	13.4L		0:38.17	+0
		Matthew Powell		1200m	1200m	(0:13.71)				

Scratched: She's Enuff (#12), Alpha Jane (#14)



Horse/Jockey Name	Love Sensation
Final Rank	1
Fastest Section Time (Section)	0:11.38 (400m)
Top Speed [km/h] (Section)	64.5 (400m)
Race State	Finished



Sunshine Coast QLD Professional

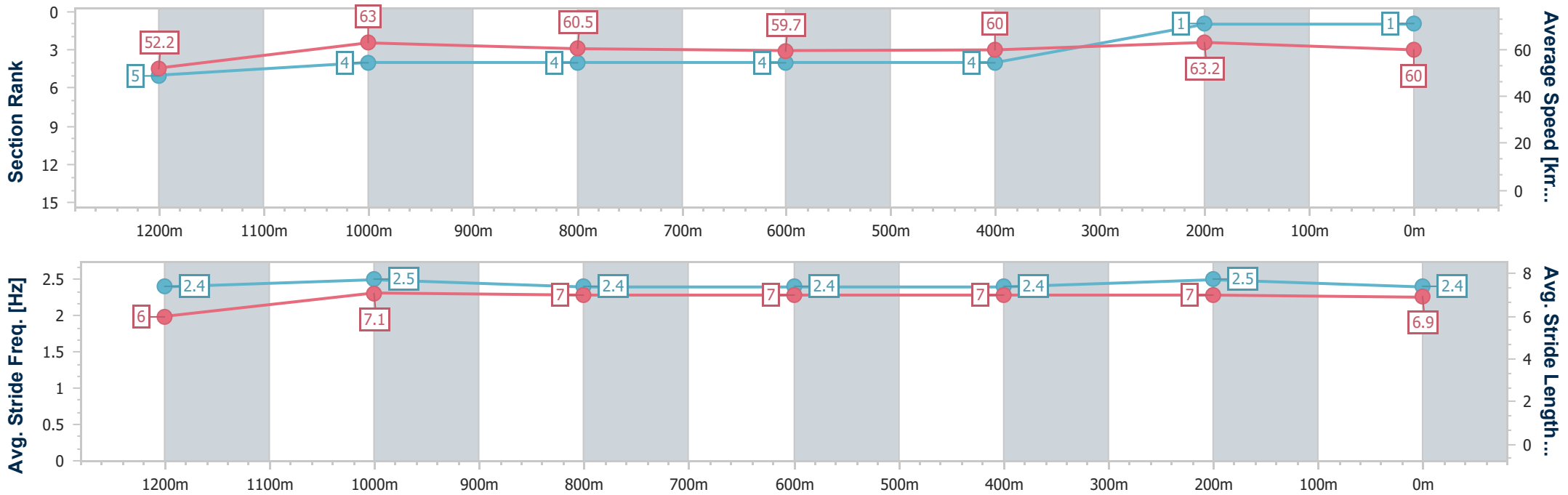
Race 3: THE COMPASS INSTITUTE Class 1 Plate - 1400m



06 January 2023 - 18:39

Track Rating: Good 4, Weather: , Rail Position: +5m Entire Course

Section	Overall	1200m	1000m	800m	600m	400m	200m
Section Times	1:24.76 [1] (0:13.82)	1:10.94 [5] (0:11.42)	0:59.52 [4] (0:11.95)	0:47.57 [4] (0:12.13)	0:35.44 [4] (0:12.04)	0:23.40 [4] (0:11.38)	0:12.02 [1] (0:12.02)
Average Speed [km/h]	52.2	63.0	60.5	59.7	60.0	63.2	60.0
Top Speed [km/h]	64.5	63.9	61.7	60.4	61.7	64.5	62.2
Avg. Dist. to Rail [m]	2.5	2.1	1.7	0.9	0.7	2.5	2.4
Avg. Stride Freq. [Hz]	2.4	2.5	2.4	2.4	2.4	2.5	2.4
Avg. Stride Length [m]	6.0	7.1	7.0	7.0	7.0	7.0	6.9



- [] Ranking at each section and finish
- .-.- No data available at this section
- NA No data available



Horse/Jockey Name	Winston Smurfhill
Final Rank	2
Fastest Section Time (Section)	0:11.35 (1200m)
Top Speed [km/h] (Section)	67.0 (Overall)
Race State	Finished



Sunshine Coast QLD Professional

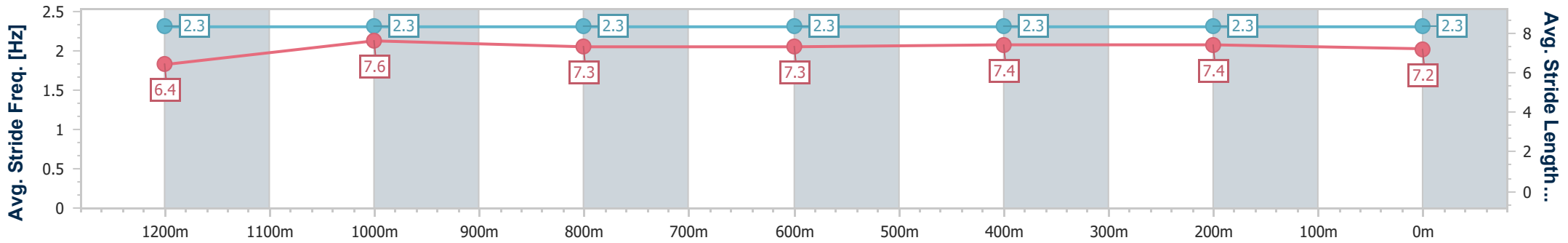
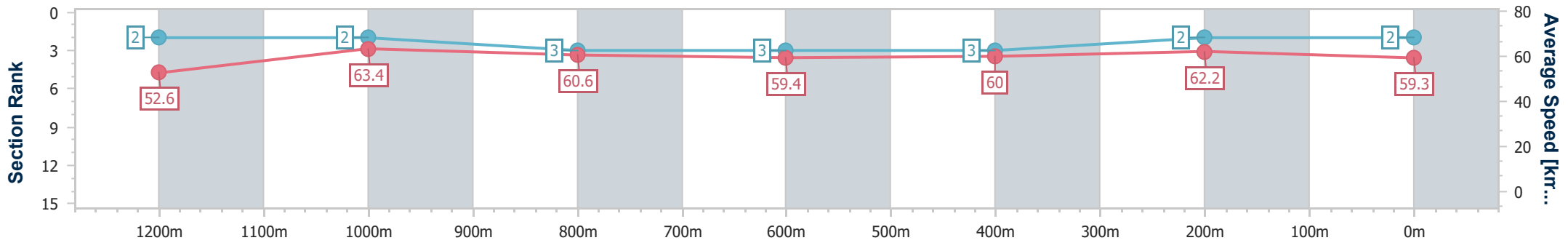
Race 3: THE COMPASS INSTITUTE Class 1 Plate - 1400m



06 January 2023 - 18:39

Track Rating: Good 4, Weather: , Rail Position: +5m Entire Course

Section	Overall	1200m	1000m	800m	600m	400m	200m
Section Times	1:25.06 [2] (0:13.69)	1:11.37 [2] (0:11.35)	1:00.02 [2] (0:12.00)	0:48.02 [3] (0:12.24)	0:35.78 [3] (0:12.05)	0:23.73 [3] (0:11.60)	0:12.13 [2] (0:12.13)
Average Speed [km/h]	52.6	63.4	60.6	59.4	60.0	62.2	59.3
Top Speed [km/h]	67.0	65.6	61.7	60.2	62.9	63.4	61.2
Avg. Dist. to Rail [m]	6.8	4.4	3.5	1.9	0.8	3.5	4.0
Avg. Stride Freq. [Hz]	2.3	2.3	2.3	2.3	2.3	2.3	2.3
Avg. Stride Length [m]	6.4	7.6	7.3	7.3	7.4	7.4	7.2



- [] Ranking at each section and finish
- .-.- No data available at this section
- NA No data available



Horse/Jockey Name	Wizard Of Visp
Final Rank	3
Fastest Section Time (Section)	0:11.42 (1200m)
Top Speed [km/h] (Section)	64.8 (1200m)
Race State	Finished



Sunshine Coast QLD Professional

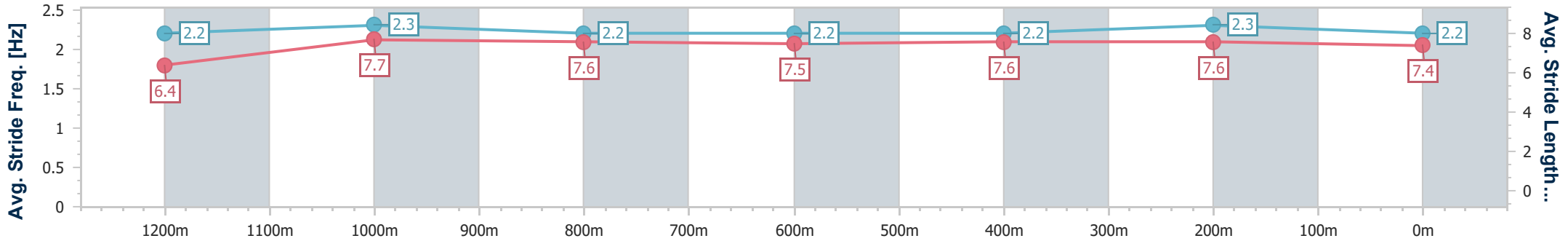
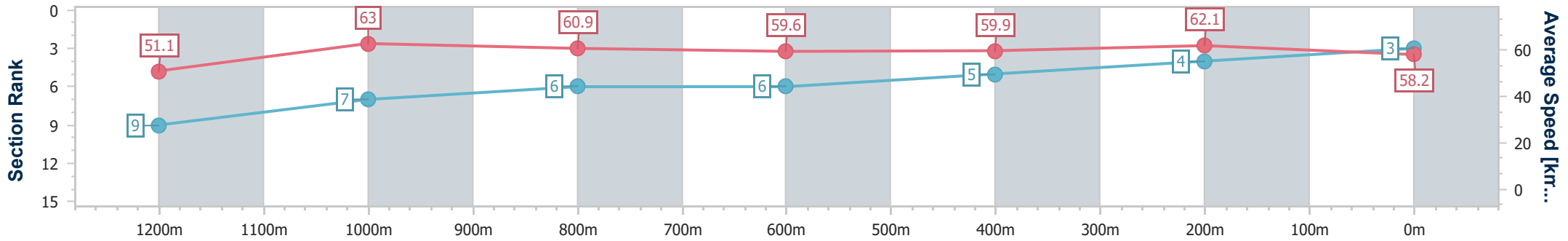
Race 3: THE COMPASS INSTITUTE Class 1 Plate - 1400m



06 January 2023 - 18:39

Track Rating: Good 4, Weather: , Rail Position: +5m Entire Course

Section	Overall	1200m	1000m	800m	600m	400m	200m
Section Times	1:25.53 [3] (0:14.09)	1:11.44 [9] (0:11.42)	1:00.02 [7] (0:11.89)	0:48.13 [6] (0:12.14)	0:35.99 [6] (0:12.03)	0:23.96 [5] (0:11.60)	0:12.36 [4] (0:12.36)
Average Speed [km/h]	51.1	63.0	60.9	59.6	59.9	62.1	58.2
Top Speed [km/h]	63.9	64.8	61.7	61.0	62.3	63.0	60.7
Avg. Dist. to Rail [m]	5.9	2.8	1.9	0.9	0.2	2.2	2.3
Avg. Stride Freq. [Hz]	2.2	2.3	2.2	2.2	2.2	2.3	2.2
Avg. Stride Length [m]	6.4	7.7	7.6	7.5	7.6	7.6	7.4



- [] Ranking at each section and finish
- .-.- No data available at this section
- NA No data available



Horse/Jockey Name	Easier Said
Final Rank	4
Fastest Section Time (Section)	0:11.64 (1200m)
Top Speed [km/h] (Section)	63.1 (Overall)
Race State	Finished



Sunshine Coast QLD Professional

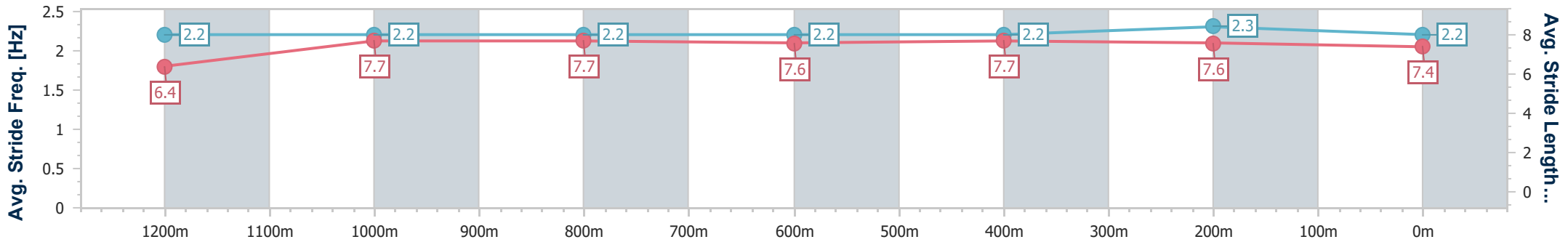
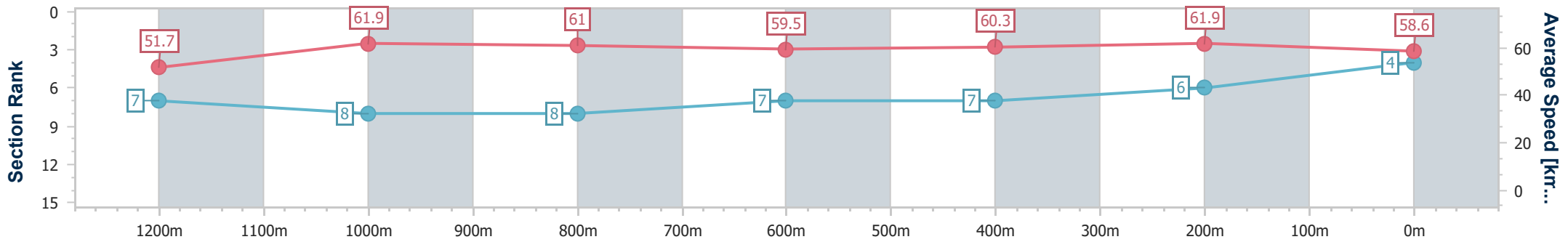
Race 3: THE COMPASS INSTITUTE Class 1 Plate - 1400m



06 January 2023 - 18:39

Track Rating: Good 4, Weather: , Rail Position: +5m Entire Course

Section	Overall	1200m	1000m	800m	600m	400m	200m
Section Times	1:25.66 [4] (0:13.93)	1:11.73 [7] (0:11.64)	1:00.09 [8] (0:11.89)	0:48.20 [8] (0:12.24)	0:35.96 [7] (0:12.04)	0:23.92 [7] (0:11.65)	0:12.27 [6] (0:12.27)
Average Speed [km/h]	51.7	61.9	61.0	59.5	60.3	61.9	58.6
Top Speed [km/h]	63.1	62.7	61.8	60.4	62.5	62.5	60.4
Avg. Dist. to Rail [m]	11.5	4.7	2.6	2.0	1.3	5.5	6.7
Avg. Stride Freq. [Hz]	2.2	2.2	2.2	2.2	2.2	2.3	2.2
Avg. Stride Length [m]	6.4	7.7	7.7	7.6	7.7	7.6	7.4



- [] Ranking at each section and finish
- .-.- No data available at this section
- NA No data available



Horse/Jockey Name	Out Back Boom
Final Rank	5
Fastest Section Time (Section)	0:11.43 (1200m)
Top Speed [km/h] (Section)	64.1 (Overall)
Race State	Finished



Sunshine Coast QLD Professional

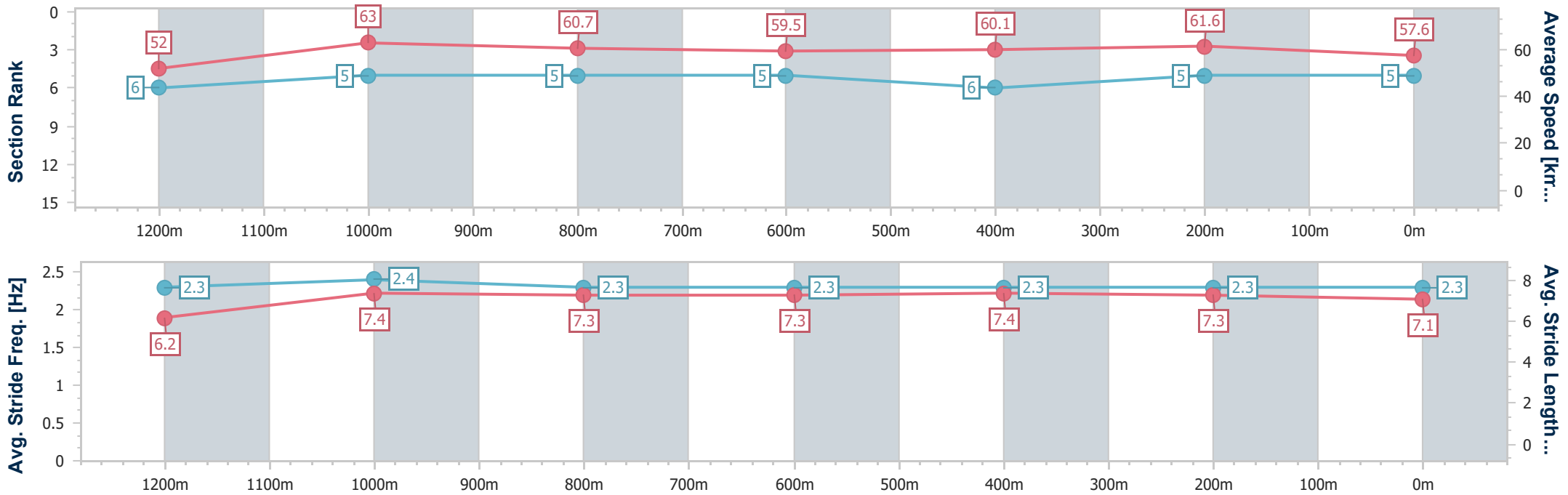
Race 3: THE COMPASS INSTITUTE Class 1 Plate - 1400m



06 January 2023 - 18:39

Track Rating: Good 4, Weather: , Rail Position: +5m Entire Course

Section	Overall	1200m	1000m	800m	600m	400m	200m
Section Times	1:25.74 [5] (0:13.85)	1:11.89 [6] (0:11.43)	1:00.46 [5] (0:11.92)	0:48.54 [5] (0:12.26)	0:36.28 [5] (0:12.11)	0:24.17 [6] (0:11.70)	0:12.47 [5] (0:12.47)
Average Speed [km/h]	52.0	63.0	60.7	59.5	60.1	61.6	57.6
Top Speed [km/h]	64.1	63.9	61.5	60.1	62.2	62.8	60.2
Avg. Dist. to Rail [m]	3.9	3.0	2.5	2.2	2.1	4.9	5.7
Avg. Stride Freq. [Hz]	2.3	2.4	2.3	2.3	2.3	2.3	2.3
Avg. Stride Length [m]	6.2	7.4	7.3	7.3	7.4	7.3	7.1



- [] Ranking at each section and finish
- .-.- No data available at this section
- NA No data available



Horse/Jockey Name	Bonnie And Clyde
Final Rank	6
Fastest Section Time (Section)	0:11.37 (1200m)
Top Speed [km/h] (Section)	65.5 (1200m)
Race State	Finished



Sunshine Coast QLD Professional

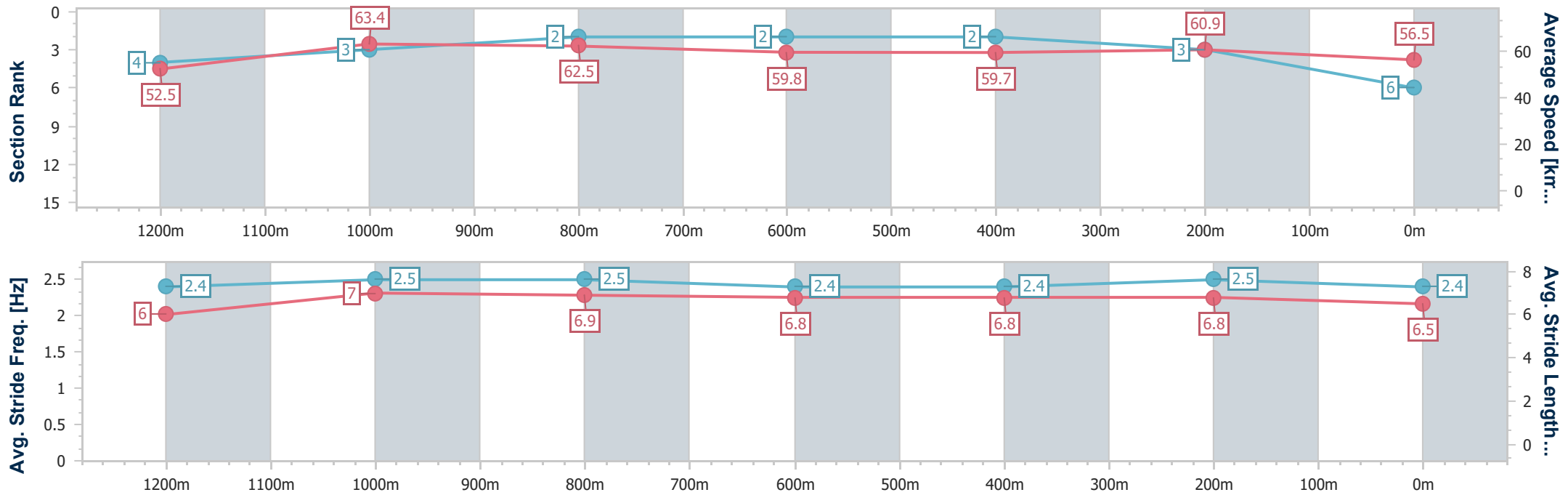
Race 3: THE COMPASS INSTITUTE Class 1 Plate - 1400m



06 January 2023 - 18:39

Track Rating: Good 4, Weather: , Rail Position: +5m Entire Course

Section	Overall	1200m	1000m	800m	600m	400m	200m
Section Times	1:25.78 [6] (0:13.72)	1:12.06 [4] (0:11.37)	1:00.69 [3] (0:11.68)	0:49.01 [2] (0:12.29)	0:36.72 [2] (0:12.14)	0:24.58 [2] (0:11.82)	0:12.76 [3] (0:12.76)
Average Speed [km/h]	52.5	63.4	62.5	59.8	59.7	60.9	56.5
Top Speed [km/h]	65.3	65.5	63.4	62.2	61.3	62.0	58.7
Avg. Dist. to Rail [m]	8.2	4.9	4.8	3.6	1.2	2.3	3.2
Avg. Stride Freq. [Hz]	2.4	2.5	2.5	2.4	2.4	2.5	2.4
Avg. Stride Length [m]	6.0	7.0	6.9	6.8	6.8	6.8	6.5



- [] Ranking at each section and finish
- .-.- No data available at this section
- NA No data available



Horse/Jockey Name	Apataki
Final Rank	7
Fastest Section Time (Section)	0:11.46 (1200m)
Top Speed [km/h] (Section)	64.5 (1200m)
Race State	Finished



Sunshine Coast QLD Professional

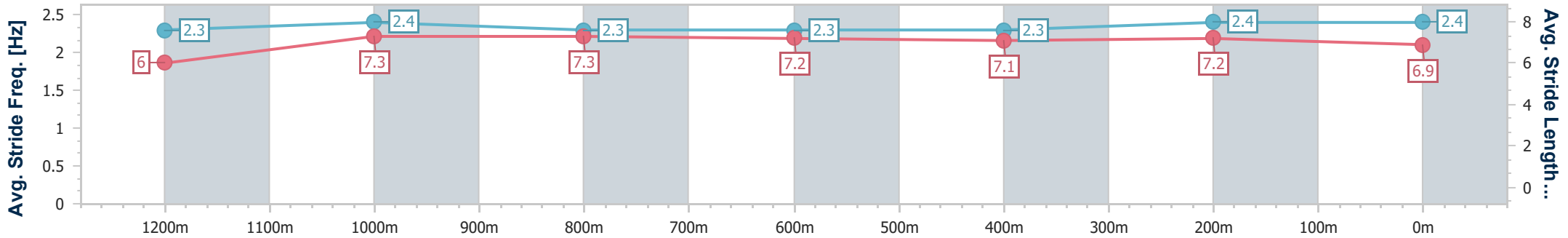
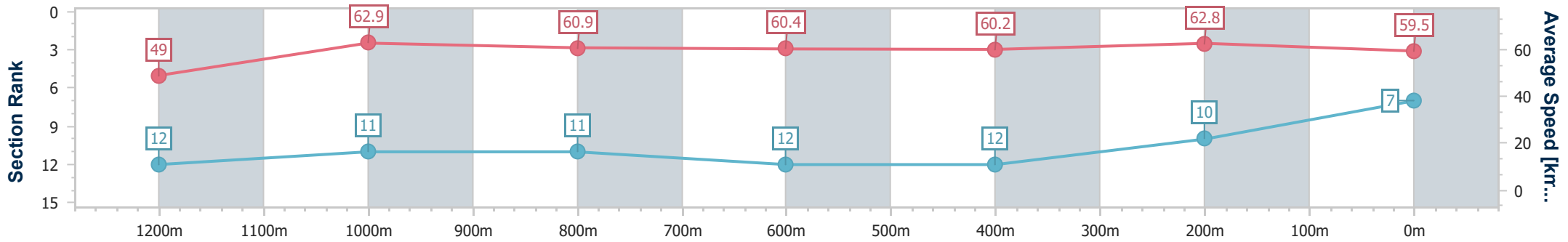
Race 3: THE COMPASS INSTITUTE Class 1 Plate - 1400m



06 January 2023 - 18:39

Track Rating: Good 4, Weather: , Rail Position: +5m Entire Course

Section	Overall	1200m	1000m	800m	600m	400m	200m
Section Times	1:25.88 [7] (0:14.69)	1:11.19 [12] (0:11.46)	0:59.73 [11] (0:11.94)	0:47.79 [11] (0:12.12)	0:35.67 [12] (0:12.10)	0:23.57 [12] (0:11.48)	0:12.09 [10] (0:12.09)
Average Speed [km/h]	49.0	62.9	60.9	60.4	60.2	62.8	59.5
Top Speed [km/h]	62.5	64.5	62.2	62.1	63.3	63.9	62.0
Avg. Dist. to Rail [m]	7.6	3.7	3.2	2.8	2.3	6.3	8.1
Avg. Stride Freq. [Hz]	2.3	2.4	2.3	2.3	2.3	2.4	2.4
Avg. Stride Length [m]	6.0	7.3	7.3	7.2	7.1	7.2	6.9



- [] Ranking at each section and finish
- .-.- No data available at this section
- NA No data available



Horse/Jockey Name	Blue Smartie
Final Rank	8
Fastest Section Time (Section)	0:11.51 (1200m)
Top Speed [km/h] (Section)	64.7 (1200m)
Race State	Finished



Sunshine Coast QLD Professional

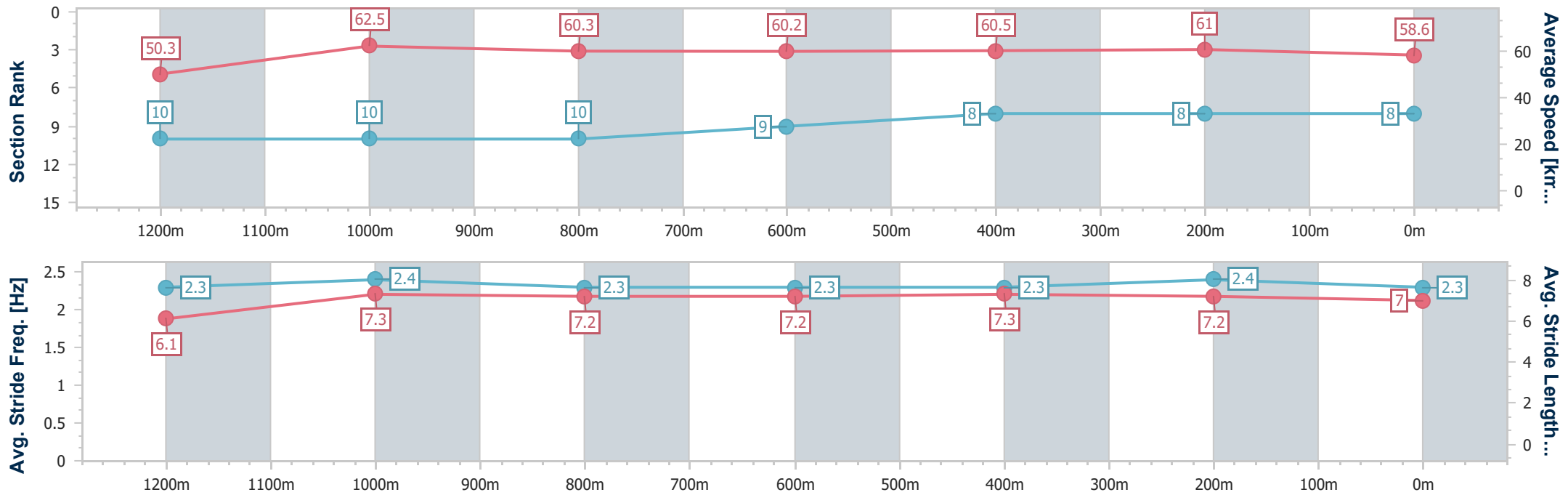
Race 3: THE COMPASS INSTITUTE Class 1 Plate - 1400m



06 January 2023 - 18:39

Track Rating: Good 4, Weather: , Rail Position: +5m Entire Course

Section	Overall	1200m	1000m	800m	600m	400m	200m
Section Times	1:25.89 [8] (0:14.32)	1:11.57 [10] (0:11.51)	1:00.06 [10] (0:12.00)	0:48.06 [10] (0:12.06)	0:36.00 [9] (0:11.93)	0:24.07 [8] (0:11.80)	0:12.27 [8] (0:12.27)
Average Speed [km/h]	50.3	62.5	60.3	60.2	60.5	61.0	58.6
Top Speed [km/h]	63.8	64.7	61.0	61.2	61.5	63.0	59.5
Avg. Dist. to Rail [m]	7.1	3.4	2.4	1.2	0.2	1.0	1.4
Avg. Stride Freq. [Hz]	2.3	2.4	2.3	2.3	2.3	2.4	2.3
Avg. Stride Length [m]	6.1	7.3	7.2	7.2	7.3	7.2	7.0



- [] Ranking at each section and finish
- .-.- No data available at this section
- NA No data available



Horse/Jockey Name	Street Fighter
Final Rank	9
Fastest Section Time (Section)	0:11.65 (1200m)
Top Speed [km/h] (Section)	65.0 (Overall)
Race State	Finished



Sunshine Coast QLD Professional

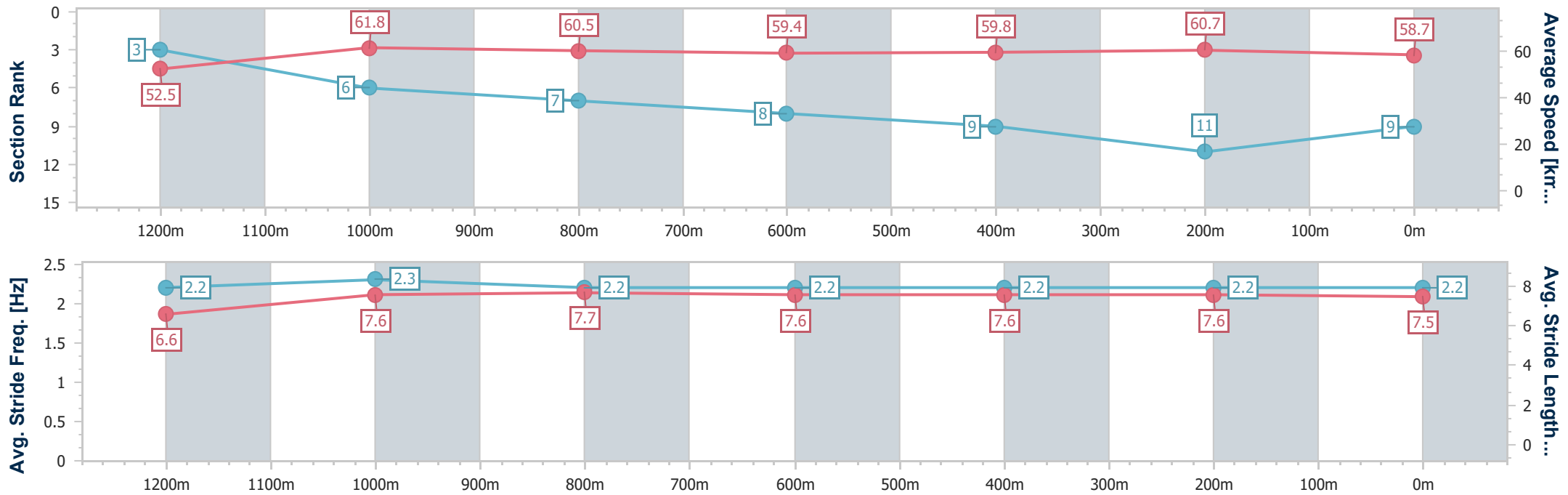
Race 3: THE COMPASS INSTITUTE Class 1 Plate - 1400m



06 January 2023 - 18:39

Track Rating: Good 4, Weather: , Rail Position: +5m Entire Course

Section	Overall	1200m	1000m	800m	600m	400m	200m
Section Times	1:26.03 [9] (0:13.72)	1:12.31 [3] (0:11.65)	1:00.66 [6] (0:12.02)	0:48.64 [7] (0:12.35)	0:36.29 [8] (0:12.16)	0:24.13 [9] (0:11.86)	0:12.27 [11] (0:12.27)
Average Speed [km/h]	52.5	61.8	60.5	59.4	59.8	60.7	58.7
Top Speed [km/h]	65.0	64.0	61.4	60.7	61.0	61.2	60.5
Avg. Dist. to Rail [m]	10.0	5.6	3.7	2.9	2.0	4.3	4.8
Avg. Stride Freq. [Hz]	2.2	2.3	2.2	2.2	2.2	2.2	2.2
Avg. Stride Length [m]	6.6	7.6	7.7	7.6	7.6	7.6	7.5



- [] Ranking at each section and finish
- .-.- No data available at this section
- NA No data available



Horse/Jockey Name	Shouts Outback
Final Rank	10
Fastest Section Time (Section)	0:11.68 (400m)
Top Speed [km/h] (Section)	63.6 (1200m)
Race State	Finished



Sunshine Coast QLD Professional

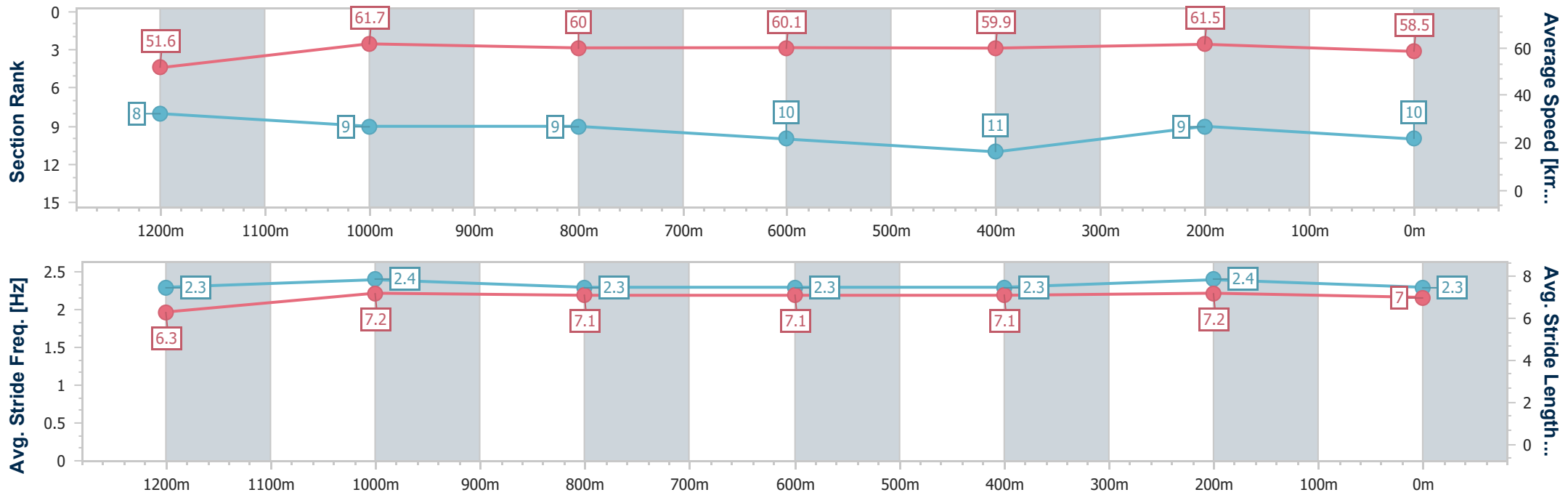
Race 3: THE COMPASS INSTITUTE Class 1 Plate - 1400m



06 January 2023 - 18:39

Track Rating: Good 4, Weather: , Rail Position: +5m Entire Course

Section	Overall	1200m	1000m	800m	600m	400m	200m
Section Times	1:26.07 [10] (0:13.95)	1:12.12 [8] (0:11.70)	1:00.42 [9] (0:12.09)	0:48.33 [9] (0:12.15)	0:36.18 [10] (0:12.18)	0:24.00 [11] (0:11.68)	0:12.32 [9] (0:12.32)
Average Speed [km/h]	51.6	61.7	60.0	60.1	59.9	61.5	58.5
Top Speed [km/h]	62.6	63.6	61.2	61.4	61.4	62.5	61.0
Avg. Dist. to Rail [m]	11.9	5.7	2.8	2.3	2.1	3.5	3.5
Avg. Stride Freq. [Hz]	2.3	2.4	2.3	2.3	2.3	2.4	2.3
Avg. Stride Length [m]	6.3	7.2	7.1	7.1	7.1	7.2	7.0



- [] Ranking at each section and finish
- .-.- No data available at this section
- NA No data available



Horse/Jockey Name	Burlesy
Final Rank	11
Fastest Section Time (Section)	0:11.59 (1200m)
Top Speed [km/h] (Section)	63.8 (1200m)
Race State	Finished



Sunshine Coast QLD Professional

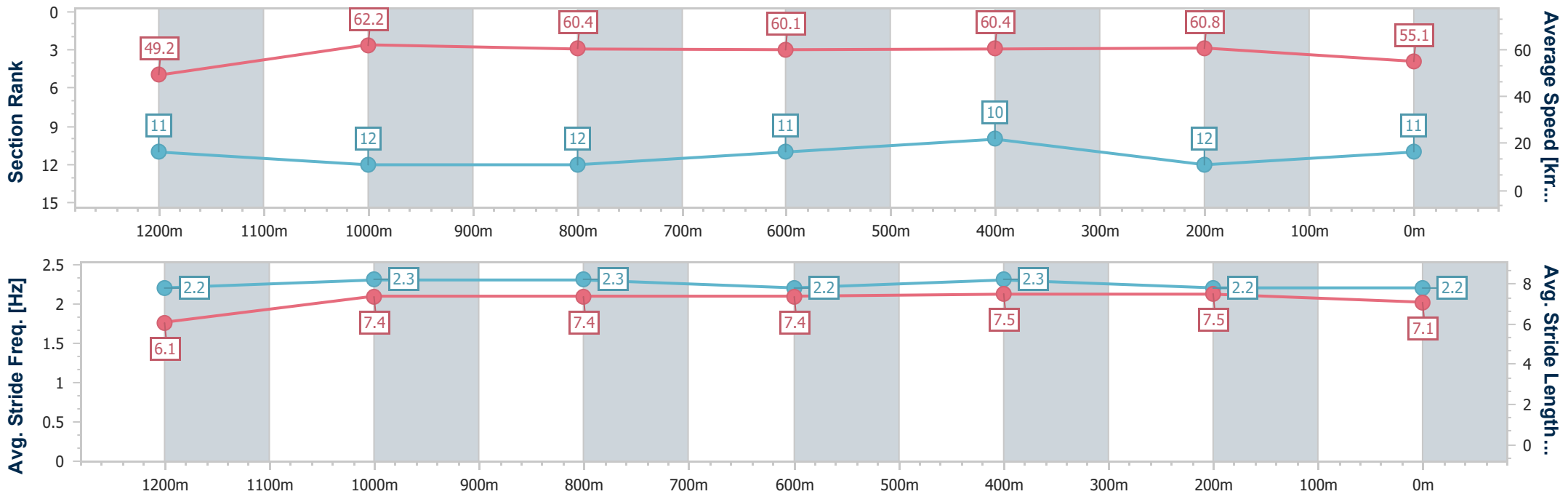
Race 3: THE COMPASS INSTITUTE Class 1 Plate - 1400m



06 January 2023 - 18:39

Track Rating: Good 4, Weather: , Rail Position: +5m Entire Course

Section	Overall	1200m	1000m	800m	600m	400m	200m
Section Times	1:26.96 [11] (0:14.61)	1:12.35 [11] (0:11.59)	1:00.76 [12] (0:11.95)	0:48.81 [12] (0:12.00)	0:36.81 [11] (0:11.91)	0:24.90 [10] (0:11.84)	0:13.06 [12] (0:13.06)
Average Speed [km/h]	49.2	62.2	60.4	60.1	60.4	60.8	55.1
Top Speed [km/h]	62.8	63.8	61.0	61.5	61.7	61.9	58.5
Avg. Dist. to Rail [m]	5.1	2.0	1.5	0.4	0.3	0.8	2.2
Avg. Stride Freq. [Hz]	2.2	2.3	2.3	2.2	2.3	2.2	2.2
Avg. Stride Length [m]	6.1	7.4	7.4	7.4	7.5	7.5	7.1



- [] Ranking at each section and finish
- .-.- No data available at this section
- NA No data available



Horse/Jockey Name	Hell Of A Prince
Final Rank	12
Fastest Section Time (Section)	0:11.27 (1200m)
Top Speed [km/h] (Section)	67.1 (1200m)
Race State	Finished



Sunshine Coast QLD Professional

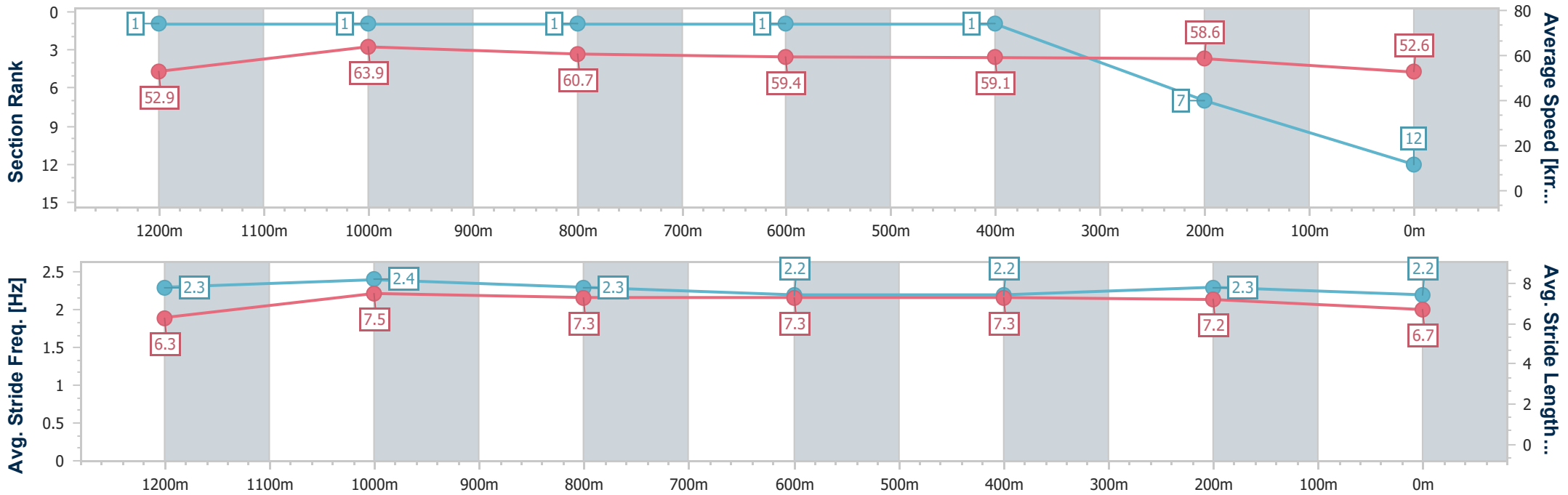
Race 3: THE COMPASS INSTITUTE Class 1 Plate - 1400m



06 January 2023 - 18:39

Track Rating: Good 4, Weather: , Rail Position: +5m Entire Course

Section	Overall	1200m	1000m	800m	600m	400m	200m
Section Times	1:27.20 [12] (0:13.61)	1:13.59 [1] (0:11.27)	1:02.32 [1] (0:11.93)	0:50.39 [1] (0:12.22)	0:38.17 [1] (0:12.17)	0:26.00 [1] (0:12.29)	0:13.71 [7] (0:13.71)
Average Speed [km/h]	52.9	63.9	60.7	59.4	59.1	58.6	52.6
Top Speed [km/h]	66.3	67.1	61.6	60.7	60.2	60.5	56.2
Avg. Dist. to Rail [m]	4.6	2.2	2.0	1.3	0.3	0.2	0.2
Avg. Stride Freq. [Hz]	2.3	2.4	2.3	2.2	2.2	2.3	2.2
Avg. Stride Length [m]	6.3	7.5	7.3	7.3	7.3	7.2	6.7



- [] Ranking at each section and finish
- .-.- No data available at this section
- NA No data available