



Eagle Farm QLD Professional

Race 1: GIRLS DAY OUT 4 MARCH Maiden Plate - 1845m

04 January 2023 - 13:33



BRISBANE
RACING CLUB

Track Rating: Good 4, Weather: Fine, Rail Position: +9m Entire Course

Section		Overall											Last 600m
Field Times		1:55.18											0:34.64
		(0:17.60)											(0:11.73)
		1600m	1400m	1200m	1000m	800m	600m	600m	600m	600m	600m	600m	600m
		1:37.58	1:25.32	1:12.85	1:00.01	0:47.27	0:34.64	0:34.64	0:34.64	0:34.64	0:34.64	0:34.64	0:34.64
		(0:12.26)	(0:12.47)	(0:12.84)	(0:12.74)	(0:12.63)	(0:11.73)	(0:11.73)	(0:11.73)	(0:11.73)	(0:11.73)	(0:11.73)	(0:11.73)
Rank	TAB Horse/Jockey	Barrier	Top Speed [km/h]	Fastest Section	Overall	1600m	1400m	1200m	1000m	800m	600m	600m	Distance Travelled [m]
1	5 TIRITIRI Ryan Maloney	4	73.1	0:11.00	1:55.18 [1]	1:37.32 [2]	1:25.03 [2]	1:12.59 [2]	0:59.82 [2]	0:47.06 [2]	0:34.44 [3]	0:34.44	
			Overall	400m	(0:17.86)	(0:12.29)	(0:12.44)	(0:12.77)	(0:12.76)	(0:12.62)	(0:11.56)		
2	8 I PREFER MINTIES Kyle Wilson-Taylor	3	66.0	0:11.19	1:55.72 [2]	1:37.27 [5]	1:24.90 [5]	1:12.49 [5]	0:59.72 [5]	0:47.15 [5]	0:34.73 [5]	0:34.73	-8
			400m	400m	(0:18.45)	(0:12.37)	(0:12.41)	(0:12.77)	(0:12.57)	(0:12.42)	(0:11.59)		
3	3 ENVIABLE Ben Thompson	2	65.5	0:11.28	1:55.77 [3]	1:37.61 [3]	1:25.25 [3]	1:12.81 [3]	1:00.07 [3]	0:47.43 [3]	0:35.06 [2]	0:35.06	-5
			600m	400m	(0:18.16)	(0:12.36)	(0:12.44)	(0:12.74)	(0:12.64)	(0:12.37)	(0:11.56)		
4	7 DAMIANI Sean Cormack	8	67.1	0:11.12	1:55.88 [4]	1:37.20 [7]	1:24.79 [7]	1:12.41 [7]	0:59.68 [6]	0:47.12 [6]	0:34.66 [6]	0:34.66	-4
			400m	400m	(0:18.68)	(0:12.41)	(0:12.38)	(0:12.73)	(0:12.56)	(0:12.46)	(0:11.63)		
5	2 ZELSON Melea Castle	5	75.6	0:11.11	1:56.06 [5]	1:37.58 [6]	1:25.13 [6]	1:12.59 [6]	0:59.83 [7]	0:47.28 [7]	0:34.75 [7]	0:34.75	+0
			Overall	400m	(0:18.48)	(0:12.45)	(0:12.54)	(0:12.76)	(0:12.55)	(0:12.53)	(0:11.74)		
6	10 CHASSAGNE Stephanie Thornton	9	64.8	0:11.34	1:56.23 [6]	1:37.39 [8]	1:24.86 [8]	1:12.48 [8]	0:59.74 [8]	0:47.21 [8]	0:34.71 [8]	0:34.71	-2
			400m	400m	(0:18.84)	(0:12.53)	(0:12.38)	(0:12.74)	(0:12.53)	(0:12.50)	(0:11.51)		
7	1 FILTHY RICH Noriyuki Masuda	1	63.1	0:11.76	1:56.90 [7]	1:39.30 [1]	1:27.04 [1]	1:14.57 [1]	1:01.73 [1]	0:48.99 [1]	0:36.36 [1]	0:36.36	-15
			600m	400m	(0:17.60)	(0:12.26)	(0:12.47)	(0:12.84)	(0:12.74)	(0:12.63)	(0:11.78)		
8	9 PERSONAL FIRE Elione Chaves	6	64.0	0:11.60	1:57.63 [8]	1:39.33 [4]	1:26.93 [4]	1:14.60 [4]	1:01.85 [4]	0:49.13 [4]	0:36.63 [4]	0:36.63	+1
			400m	400m	(0:18.30)	(0:12.40)	(0:12.33)	(0:12.75)	(0:12.72)	(0:12.50)	(0:12.00)		
9	4 SILVER SPURS Andrew Mallyon	10	63.3	0:11.66	1:57.80 [9]	1:38.65 [9]	1:26.15 [9]	1:13.87 [9]	1:01.16 [9]	0:48.76 [9]	0:36.33 [9]	0:36.33	-3
			600m	600m	(0:19.15)	(0:12.50)	(0:12.28)	(0:12.71)	(0:12.40)	(0:12.43)	(0:11.66)		

Scratched: Bantamweight (#6)

[] Ranking at each section and finish
 -:-:- No data available at this section
 NA No data available

SCN Saddle cloth number
 DNF Did not finish
 DNT Did not track



Eagle Farm QLD Professional

Race 1: GIRLS DAY OUT 4 MARCH Maiden Plate - 1845m

04 January 2023 - 13:33



BRISBANE
RACING CLUB

Track Rating: Good 4, Weather: Fine, Rail Position: +9m Entire Course

Section				400m	200m			Last 600m		
Field Times				0:22.91 (0:11.03)	0:11.88 (0:11.88)			0:34.64		
Rank	TAB	Horse/Jockey	Barrier	Top Speed [km/h]	Fastest Section	Margin				Distance Travelled [m]
1	5	TIRITIRI Ryan Maloney	4	73.1 Overall	0:11.00 400m	0:22.88 [3] (0:11.00)	0:11.88 [1] (0:11.88)	1:55.18	0:34.44	
2	8	I PREFER MINTIES Kyle Wilson-Taylor	3	66.0 400m	0:11.19 400m	0:23.14 [4] (0:11.19)	0:11.95 [3] (0:11.95)	3.15L	0:34.73	-8
3	3	ENVIABLE Ben Thompson	2	65.5 600m	0:11.28 400m	0:23.50 [1] (0:11.28)	0:12.22 [2] (0:12.22)	3.47L	0:35.06	-5
4	7	DAMIANI Sean Cormack	8	67.1 400m	0:11.12 400m	0:23.03 [5] (0:11.12)	0:11.91 [4] (0:11.91)	4.11L	0:34.66	-4
5	2	ZELSON Melea Castle	5	75.6 Overall	0:11.11 400m	0:23.01 [8] (0:11.11)	0:11.90 [6] (0:11.90)	5.14L	0:34.75	+0
6	10	CHASSAGNE Stephanie Thornton	9	64.8 400m	0:11.34 400m	0:23.20 [7] (0:11.34)	0:11.86 [7] (0:11.86)	6.17L	0:34.71	-2
7	1	FILTHY RICH Noriyuki Masuda	1	63.1 600m	0:11.76 400m	0:24.58 [2] (0:11.76)	0:12.82 [5] (0:12.82)	10.1L	0:36.36	-15
8	9	PERSONAL FIRE Elione Chaves	6	64.0 400m	0:11.60 400m	0:24.63 [6] (0:11.60)	0:13.03 [8] (0:13.03)	14.4L	0:36.63	+1
9	4	SILVER SPURS Andrew Mallyon	10	63.3 600m	0:11.66 600m	0:24.67 [9] (0:11.75)	0:12.92 [9] (0:12.92)	15.4L	0:36.33	-3

Scratched: Bantamweight (#6)



Horse/Jockey Name	Tiritiri
Final Rank	1
Fastest Section Time (Section)	0:11.00 (400m)
Top Speed [km/h] (Section)	73.1 (Overall)
Race State	Finished



Eagle Farm QLD Professional

Race 1: GIRLS DAY OUT 4 MARCH Maiden Plate - 1845m

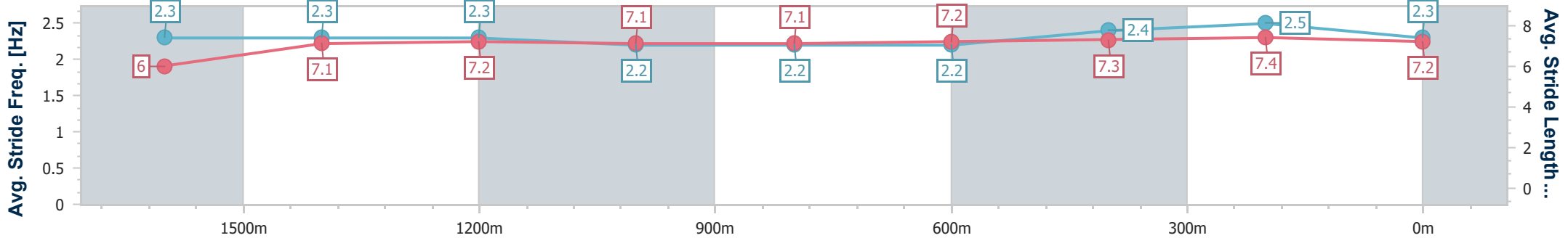
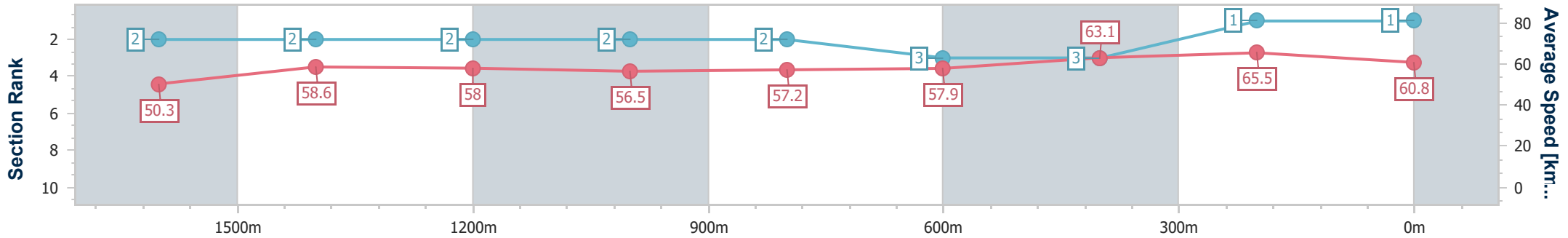
04 January 2023 - 13:33

Track Rating: Good 4, Weather: Fine, Rail Position: +9m Entire Course



BRISBANE RACING CLUB

Section	Overall	1600m	1400m	1200m	1000m	800m	600m	400m	200m
Section Times	1:55.18 [1] (0:17.86)	1:37.32 [2] (0:12.29)	1:25.03 [2] (0:12.44)	1:12.59 [2] (0:12.77)	0:59.82 [2] (0:12.76)	0:47.06 [2] (0:12.62)	0:34.44 [3] (0:11.56)	0:22.88 [3] (0:11.00)	0:11.88 [1] (0:11.88)
Average Speed [km/h]	50.3	58.6	58.0	56.5	57.2	57.9	63.1	65.5	60.8
Top Speed [km/h]	73.1	59.6	58.9	57.7	57.8	60.1	66.7	67.2	64.7
Avg. Dist. to Rail [m]	3.3	0.3	0.9	1.4	2.8	3.2	3.0	3.6	3.1
Avg. Stride Freq. [Hz]	2.3	2.3	2.3	2.2	2.2	2.2	2.4	2.5	2.3
Avg. Stride Length [m]	6.0	7.1	7.2	7.1	7.1	7.2	7.3	7.4	7.2



- [] Ranking at each section and finish
- .-.- No data available at this section
- NA No data available



Horse/Jockey Name	I Prefer Minties
Final Rank	2
Fastest Section Time (Section)	0:11.19 (400m)
Top Speed [km/h] (Section)	66.0 (400m)
Race State	Finished



Eagle Farm QLD Professional

Race 1: GIRLS DAY OUT 4 MARCH Maiden Plate - 1845m

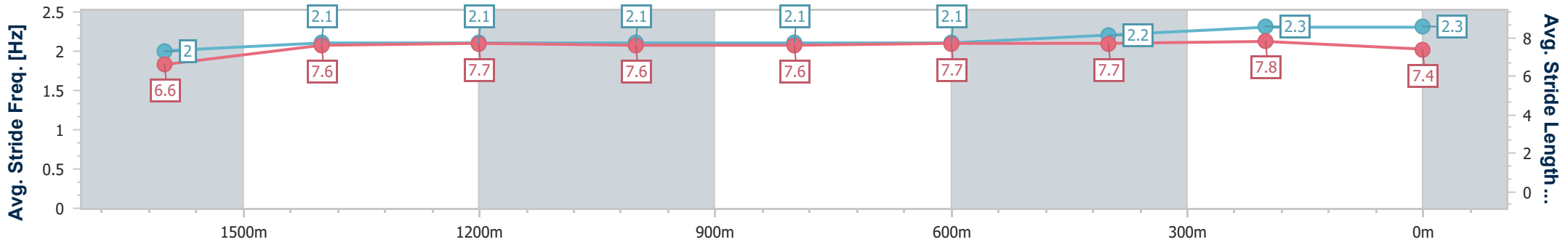
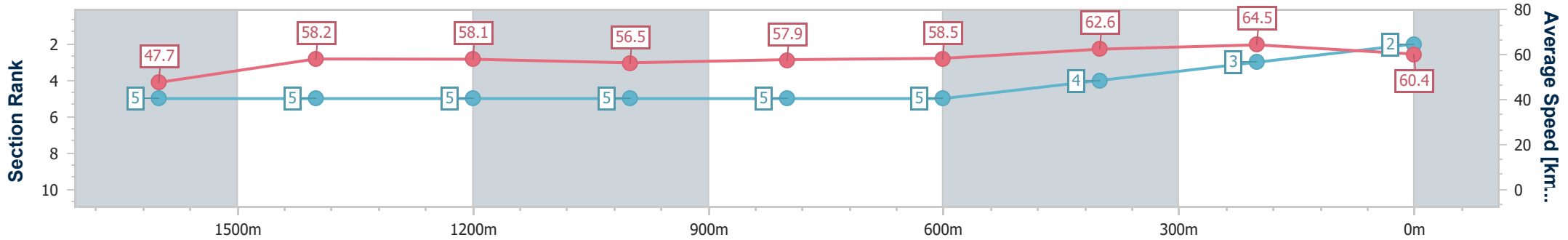
04 January 2023 - 13:33

Track Rating: Good 4, Weather: Fine, Rail Position: +9m Entire Course



BRISBANE RACING CLUB

Section	Overall	1600m	1400m	1200m	1000m	800m	600m	400m	200m				
Section Times	1:55.72 [2] (0:18.45)	1:37.27 [5] (0:12.37)	1:24.90 [5] (0:12.41)	1:12.49 [5] (0:12.77)	0:59.72 [5] (0:12.57)	0:47.15 [5] (0:12.42)	0:34.73 [5] (0:11.59)	0:23.14 [4] (0:11.19)	0:11.95 [3] (0:11.95)				
Average Speed [km/h]	47.7	58.2	58.1	56.5	57.9	58.5	62.6	64.5	60.4				
Top Speed [km/h]	56.8	60.2	60.2	57.3	59.0	59.8	66.0	66.0	62.1				
Avg. Dist. to Rail [m]	2.1	0.4	1.2	1.7	2.3	2.1	1.9	4.6	5.7				
Avg. Stride Freq. [Hz]	2.0	2.1	2.1	2.1	2.1	2.1	2.2	2.3	2.3				
Avg. Stride Length [m]	6.6	7.6	7.7	7.6	7.6	7.7	7.7	7.8	7.4				



- [] Ranking at each section and finish
- .-.- No data available at this section
- NA No data available



Horse/Jockey Name	Enviabe
Final Rank	3
Fastest Section Time (Section)	0:11.28 (400m)
Top Speed [km/h] (Section)	65.5 (600m)
Race State	Finished



Eagle Farm QLD Professional

Race 1: GIRLS DAY OUT 4 MARCH Maiden Plate - 1845m

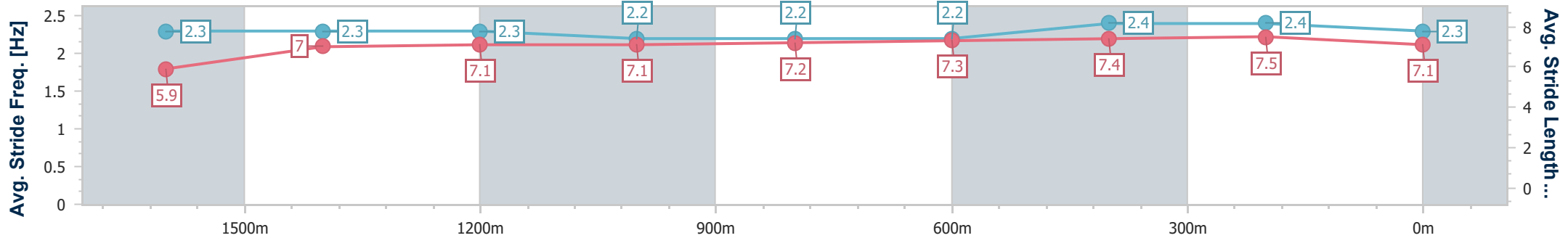
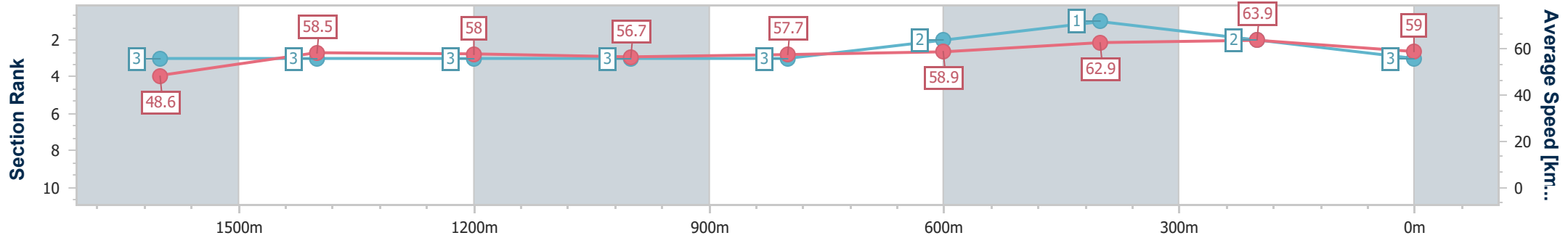
04 January 2023 - 13:33

Track Rating: Good 4, Weather: Fine, Rail Position: +9m Entire Course



BRISBANE RACING CLUB

Section	Overall	1600m	1400m	1200m	1000m	800m	600m	400m	200m
Section Times	1:55.77 [3] (0:18.16)	1:37.61 [3] (0:12.36)	1:25.25 [3] (0:12.44)	1:12.81 [3] (0:12.74)	1:00.07 [3] (0:12.64)	0:47.43 [3] (0:12.37)	0:35.06 [2] (0:11.56)	0:23.50 [1] (0:11.28)	0:12.22 [2] (0:12.22)
Average Speed [km/h]	48.6	58.5	58.0	56.7	57.7	58.9	62.9	63.9	59.0
Top Speed [km/h]	57.5	60.1	59.6	57.8	58.3	60.2	65.5	65.5	61.8
Avg. Dist. to Rail [m]	2.0	0.5	1.5	2.7	2.8	2.6	2.3	4.3	4.9
Avg. Stride Freq. [Hz]	2.3	2.3	2.3	2.2	2.2	2.2	2.4	2.4	2.3
Avg. Stride Length [m]	5.9	7.0	7.1	7.1	7.2	7.3	7.4	7.5	7.1



- [] Ranking at each section and finish
- .-.- No data available at this section
- NA No data available



Horse/Jockey Name	Damiani
Final Rank	4
Fastest Section Time (Section)	0:11.12 (400m)
Top Speed [km/h] (Section)	67.1 (400m)
Race State	Finished



Eagle Farm QLD Professional

Race 1: GIRLS DAY OUT 4 MARCH Maiden Plate - 1845m

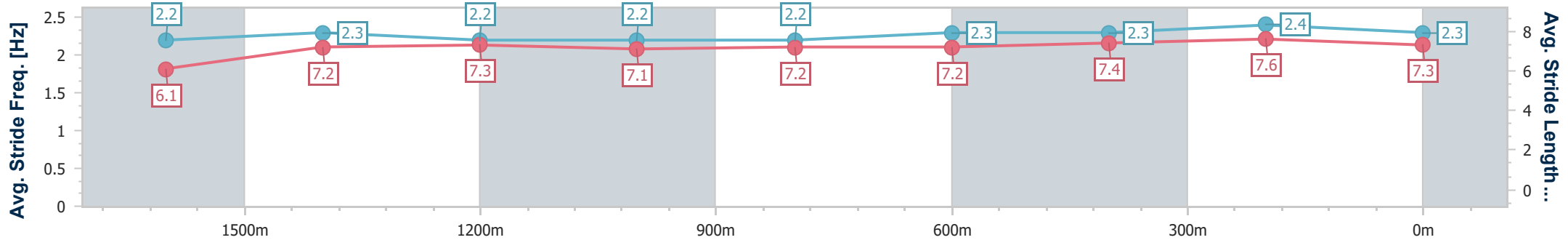
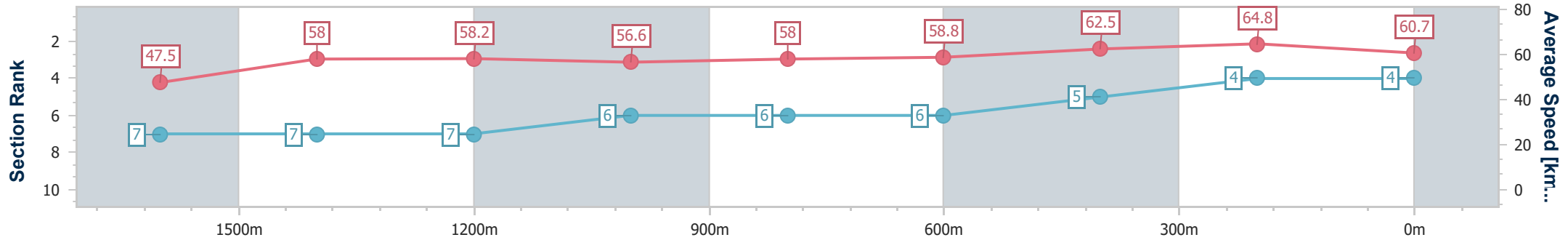
04 January 2023 - 13:33

Track Rating: Good 4, Weather: Fine, Rail Position: +9m Entire Course



BRISBANE RACING CLUB

Section	Overall	1600m	1400m	1200m	1000m	800m	600m	400m	200m
Section Times	1:55.88 [4] (0:18.68)	1:37.20 [7] (0:12.41)	1:24.79 [7] (0:12.38)	1:12.41 [7] (0:12.73)	0:59.68 [6] (0:12.56)	0:47.12 [6] (0:12.46)	0:34.66 [6] (0:11.63)	0:23.03 [5] (0:11.12)	0:11.91 [4] (0:11.91)
Average Speed [km/h]	47.5	58.0	58.2	56.6	58.0	58.8	62.5	64.8	60.7
Top Speed [km/h]	57.1	59.9	60.6	57.5	60.0	61.4	65.2	67.1	62.4
Avg. Dist. to Rail [m]	3.9	0.2	0.4	0.4	2.5	3.6	2.4	5.7	5.1
Avg. Stride Freq. [Hz]	2.2	2.3	2.2	2.2	2.2	2.3	2.3	2.4	2.3
Avg. Stride Length [m]	6.1	7.2	7.3	7.1	7.2	7.2	7.4	7.6	7.3



- [] Ranking at each section and finish
- .-.- No data available at this section
- NA No data available



Horse/Jockey Name	Zelson
Final Rank	5
Fastest Section Time (Section)	0:11.11 (400m)
Top Speed [km/h] (Section)	75.6 (Overall)
Race State	Finished



Eagle Farm QLD Professional

Race 1: GIRLS DAY OUT 4 MARCH Maiden Plate - 1845m

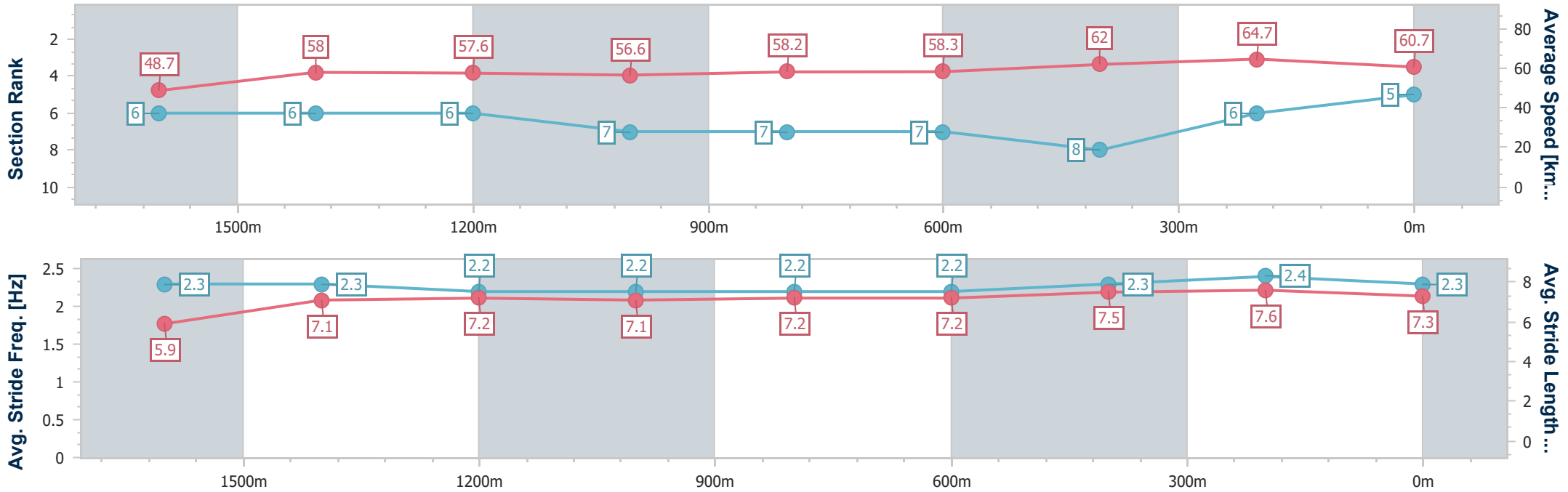
04 January 2023 - 13:33

Track Rating: Good 4, Weather: Fine, Rail Position: +9m Entire Course



BRISBANE RACING CLUB

Section	Overall	1600m	1400m	1200m	1000m	800m	600m	400m	200m
Section Times	1:56.06 [5] (0:18.48)	1:37.58 [6] (0:12.45)	1:25.13 [6] (0:12.54)	1:12.59 [6] (0:12.76)	0:59.83 [7] (0:12.55)	0:47.28 [7] (0:12.53)	0:34.75 [7] (0:11.74)	0:23.01 [8] (0:11.11)	0:11.90 [6] (0:11.90)
Average Speed [km/h]	48.7	58.0	57.6	56.6	58.2	58.3	62.0	64.7	60.7
Top Speed [km/h]	75.6	59.8	60.0	57.2	60.4	61.1	65.3	67.2	63.5
Avg. Dist. to Rail [m]	3.7	1.5	1.9	2.3	2.7	3.2	2.3	3.6	3.0
Avg. Stride Freq. [Hz]	2.3	2.3	2.2	2.2	2.2	2.2	2.3	2.4	2.3
Avg. Stride Length [m]	5.9	7.1	7.2	7.1	7.2	7.2	7.5	7.6	7.3



- [] Ranking at each section and finish
- .-.- No data available at this section
- NA No data available



Horse/Jockey Name	Chassagne
Final Rank	6
Fastest Section Time (Section)	0:11.34 (400m)
Top Speed [km/h] (Section)	64.8 (400m)
Race State	Finished



Eagle Farm QLD Professional

Race 1: GIRLS DAY OUT 4 MARCH Maiden Plate - 1845m

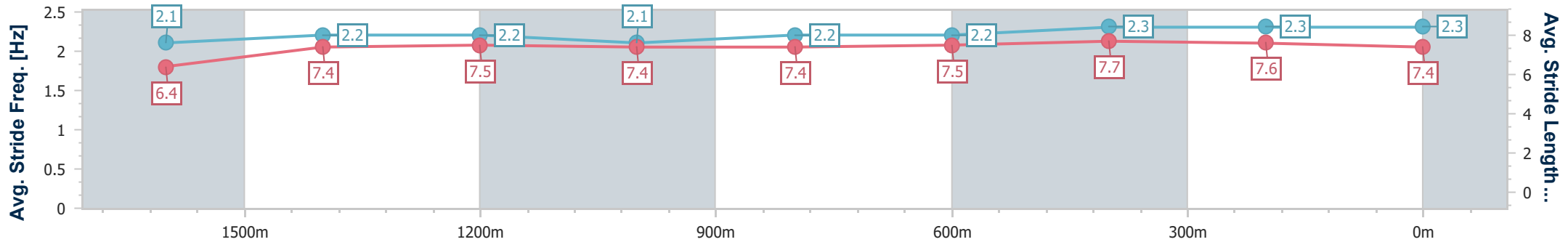
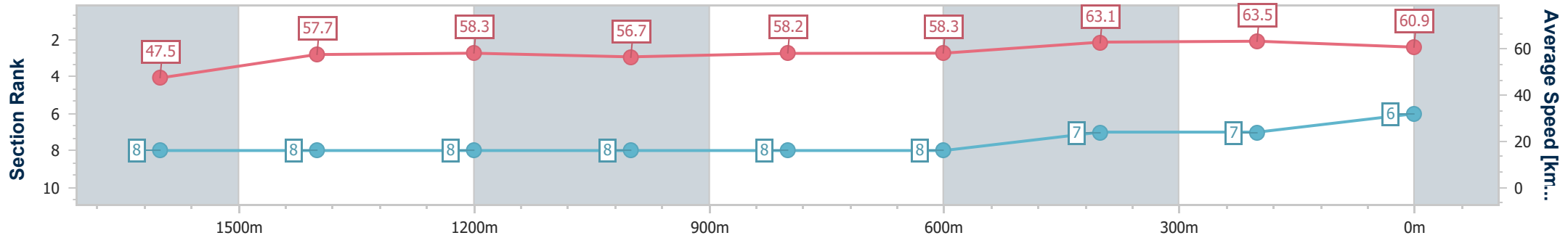
04 January 2023 - 13:33

Track Rating: Good 4, Weather: Fine, Rail Position: +9m Entire Course



BRISBANE RACING CLUB

Section	Overall	1600m	1400m	1200m	1000m	800m	600m	400m	200m
Section Times	1:56.23 [6] (0:18.84)	1:37.39 [8] (0:12.53)	1:24.86 [8] (0:12.38)	1:12.48 [8] (0:12.74)	0:59.74 [8] (0:12.53)	0:47.21 [8] (0:12.50)	0:34.71 [8] (0:11.51)	0:23.20 [7] (0:11.34)	0:11.86 [7] (0:11.86)
Average Speed [km/h]	47.5	57.7	58.3	56.7	58.2	58.3	63.1	63.5	60.9
Top Speed [km/h]	56.6	59.7	60.3	57.7	60.9	61.9	64.7	64.8	62.4
Avg. Dist. to Rail [m]	5.2	1.7	2.8	2.7	2.8	2.4	2.3	5.0	5.6
Avg. Stride Freq. [Hz]	2.1	2.2	2.2	2.1	2.2	2.2	2.3	2.3	2.3
Avg. Stride Length [m]	6.4	7.4	7.5	7.4	7.4	7.5	7.7	7.6	7.4



- [] Ranking at each section and finish
- .-.- No data available at this section
- NA No data available



Horse/Jockey Name	Filthy Rich
Final Rank	7
Fastest Section Time (Section)	0:11.76 (400m)
Top Speed [km/h] (Section)	63.1 (600m)
Race State	Finished



Eagle Farm QLD Professional

Race 1: GIRLS DAY OUT 4 MARCH Maiden Plate - 1845m

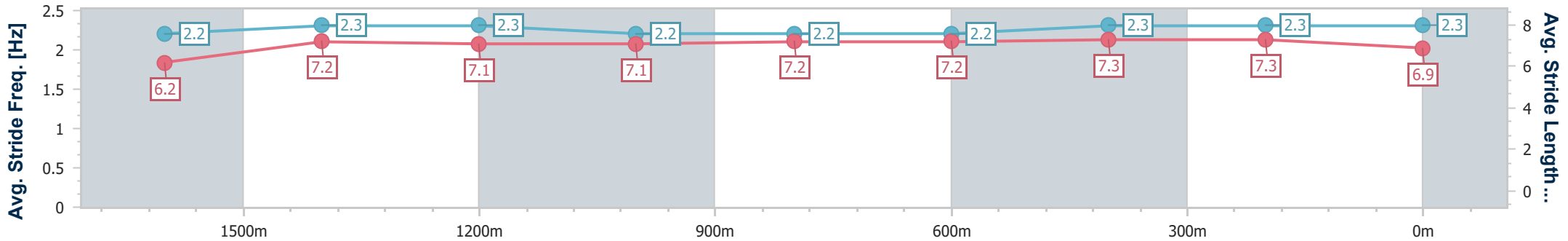
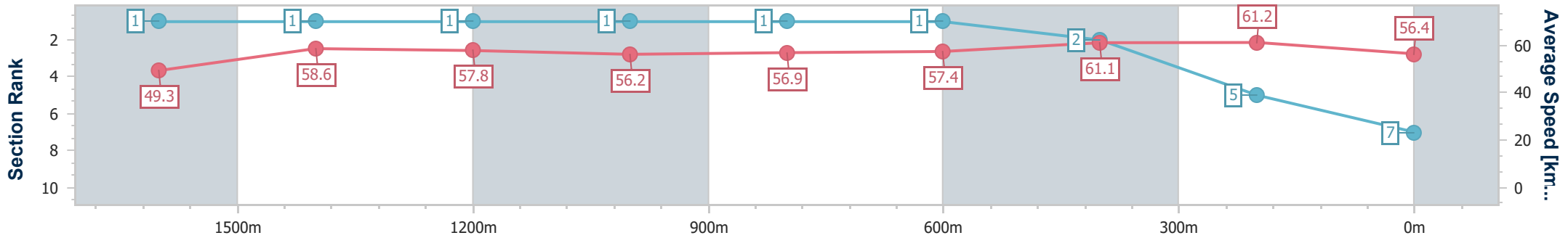
04 January 2023 - 13:33

Track Rating: Good 4, Weather: Fine, Rail Position: +9m Entire Course



BRISBANE RACING CLUB

Section	Overall	1600m	1400m	1200m	1000m	800m	600m	400m	200m				
Section Times	1:56.90 [7] (0:17.60)	1:39.30 [1] (0:12.26)	1:27.04 [1] (0:12.47)	1:14.57 [1] (0:12.84)	1:01.73 [1] (0:12.74)	0:48.99 [1] (0:12.63)	0:36.36 [1] (0:11.78)	0:24.58 [2] (0:11.76)	0:12.82 [5] (0:12.82)				
Average Speed [km/h]	49.3	58.6	57.8	56.2	56.9	57.4	61.1	61.2	56.4				
Top Speed [km/h]	61.9	59.9	59.9	57.3	57.3	58.3	63.1	62.8	59.1				
Avg. Dist. to Rail [m]	2.5	0.4	0.5	1.1	1.9	1.3	0.3	0.5	0.3				
Avg. Stride Freq. [Hz]	2.2	2.3	2.3	2.2	2.2	2.2	2.3	2.3	2.3				
Avg. Stride Length [m]	6.2	7.2	7.1	7.1	7.2	7.2	7.3	7.3	6.9				



- [] Ranking at each section and finish
- .-.- No data available at this section
- NA No data available



Horse/Jockey Name	Personal Fire
Final Rank	8
Fastest Section Time (Section)	0:11.60 (400m)
Top Speed [km/h] (Section)	64.0 (400m)
Race State	Finished



Eagle Farm QLD Professional

Race 1: GIRLS DAY OUT 4 MARCH Maiden Plate - 1845m

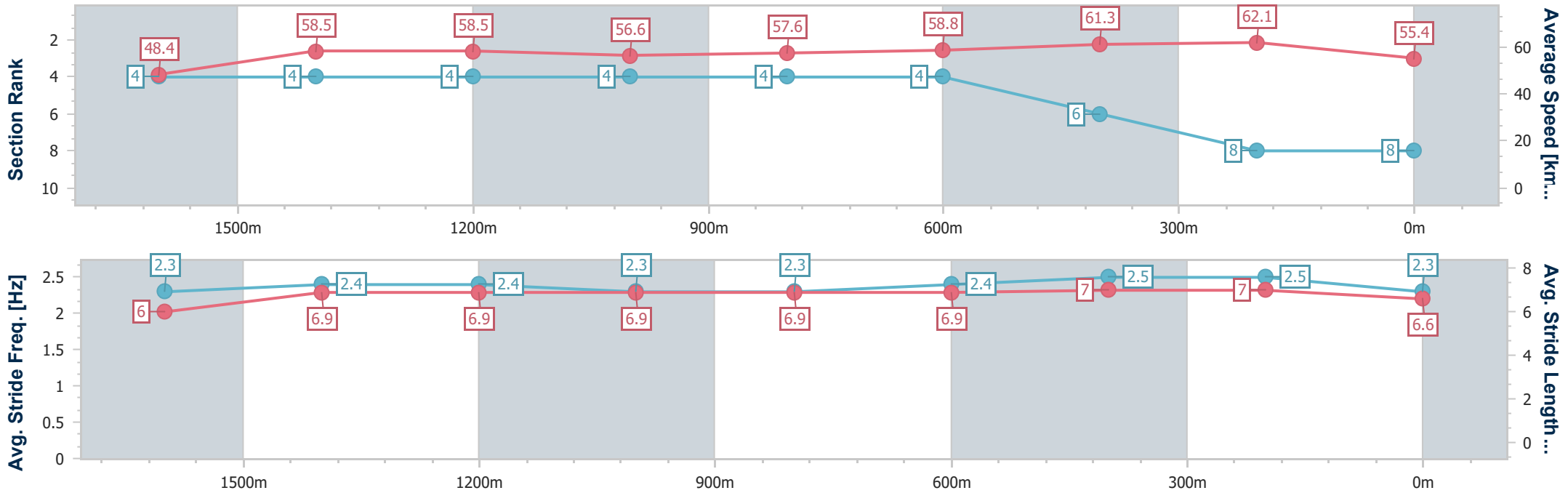
04 January 2023 - 13:33

Track Rating: Good 4, Weather: Fine, Rail Position: +9m Entire Course



BRISBANE RACING CLUB

Section	Overall	1600m	1400m	1200m	1000m	800m	600m	400m	200m				
Section Times	1:57.63 [8] (0:18.30)	1:39.33 [4] (0:12.40)	1:26.93 [4] (0:12.33)	1:14.60 [4] (0:12.75)	1:01.85 [4] (0:12.72)	0:49.13 [4] (0:12.50)	0:36.63 [4] (0:12.00)	0:24.63 [6] (0:11.60)	0:13.03 [8] (0:13.03)				
Average Speed [km/h]	48.4	58.5	58.5	56.6	57.6	58.8	61.3	62.1	55.4				
Top Speed [km/h]	58.2	61.2	61.2	57.6	59.0	60.8	62.9	64.0	58.5				
Avg. Dist. to Rail [m]	3.3	2.0	2.2	2.4	4.2	4.6	4.5	6.7	4.4				
Avg. Stride Freq. [Hz]	2.3	2.4	2.4	2.3	2.3	2.4	2.5	2.5	2.3				
Avg. Stride Length [m]	6.0	6.9	6.9	6.9	6.9	6.9	7.0	7.0	6.6				



- [] Ranking at each section and finish
- .-.- No data available at this section
- NA No data available



Horse/Jockey Name	Silver Spurs
Final Rank	9
Fastest Section Time (Section)	0:11.66 (600m)
Top Speed [km/h] (Section)	63.3 (600m)
Race State	Finished



Eagle Farm QLD Professional

Race 1: GIRLS DAY OUT 4 MARCH Maiden Plate - 1845m

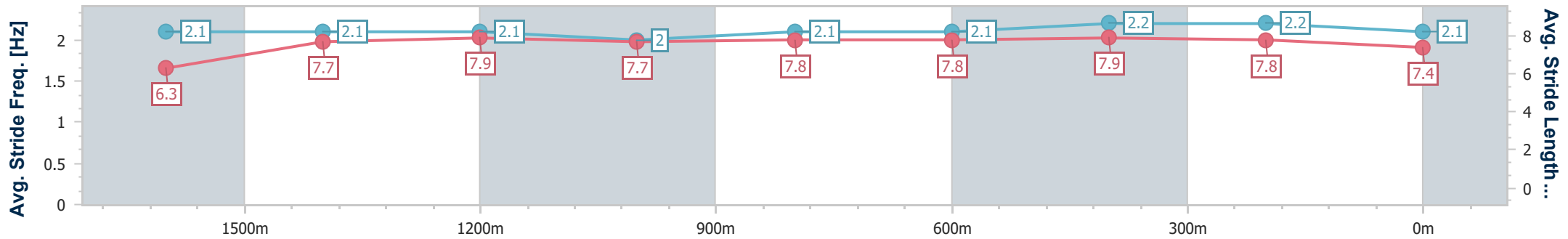
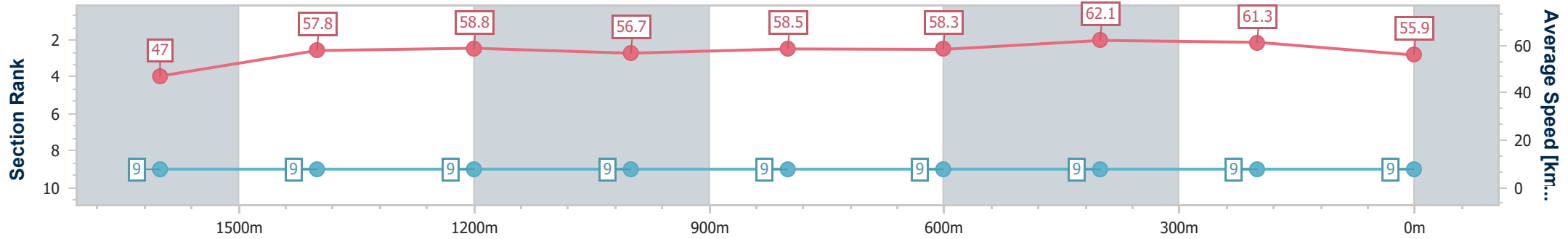
04 January 2023 - 13:33

Track Rating: Good 4, Weather: Fine, Rail Position: +9m Entire Course



BRISBANE RACING CLUB

Section	Overall	1600m	1400m	1200m	1000m	800m	600m	400m	200m
Section Times	1:57.80 [9] (0:19.15)	1:38.65 [9] (0:12.50)	1:26.15 [9] (0:12.28)	1:13.87 [9] (0:12.71)	1:01.16 [9] (0:12.40)	0:48.76 [9] (0:12.43)	0:36.33 [9] (0:11.66)	0:24.67 [9] (0:11.75)	0:12.92 [9] (0:12.92)
Average Speed [km/h]	47.0	57.8	58.8	56.7	58.5	58.3	62.1	61.3	55.9
Top Speed [km/h]	56.6	58.8	61.2	57.6	61.8	60.6	63.3	63.2	59.6
Avg. Dist. to Rail [m]	6.8	1.7	1.9	1.6	1.5	1.7	1.3	1.9	1.5
Avg. Stride Freq. [Hz]	2.1	2.1	2.1	2.0	2.1	2.1	2.2	2.2	2.1
Avg. Stride Length [m]	6.3	7.7	7.9	7.7	7.8	7.8	7.9	7.8	7.4



- [] Ranking at each section and finish
- .-.- No data available at this section
- NA No data available