



Sunshine Coast QLD Professional

Race 4: BARRIER REEF POOLS Maiden Plate - 1300m

01 January 2023 - 15:08



Track Rating: GOOD (4), Weather: Fine, Rail Position: 3 METRES ENTIRE COURSE

Section		Field Times											
Overall	1200m	1000m	800m	600m	400m	Last 600m							
1:18.61 (0:07.85)	1:10.76 (0:11.39)	0:59.37 (0:11.76)	0:47.61 (0:12.32)	0:35.29 (0:11.91)	0:23.38 (0:11.36)	0:35.29							
Rank	TAB	Horse/Jockey	Barrier	Top Speed [km/h]	Fastest Section	Overall	1200m	1000m	800m	600m	400m	Last 600m	Distance Travelled [m]
1	10	ENTERPRISE JEWEL Ben Thompson	5	65.6 1200m	0:07.95 Overall	1:18.61 [1] (0:07.95)	1:10.66 [2] (0:11.29)	0:59.37 [1] (0:11.76)	0:47.61 [1] (0:12.32)	0:35.29 [1] (0:11.91)	0:23.38 [1] (0:11.36)	0:35.29	
2	2	EIGHT CYLINDERS Matthew Powell	9	65.1 1200m	0:07.85 Overall	1:18.95 [2] (0:07.85)	1:11.10 [1] (0:11.49)	0:59.61 [2] (0:11.87)	0:47.74 [2] (0:12.38)	0:35.36 [3] (0:11.90)	0:23.46 [3] (0:11.24)	0:35.36	-2
3	9	SATELLITE SPIRIT Stephanie Thornton	6	66.1 400m	0:08.39 Overall	1:19.09 [3] (0:08.39)	1:10.70 [11] (0:11.37)	0:59.33 [9] (0:11.99)	0:47.34 [9] (0:12.35)	0:34.99 [8] (0:11.90)	0:23.09 [7] (0:11.27)	0:34.99	+1
4	3	GIANT THUNDER Boris Thornton	11	64.8 1200m	0:08.14 Overall	1:19.14 [4] (0:08.14)	1:11.00 [7] (0:11.31)	0:59.69 [5] (0:11.74)	0:47.95 [3] (0:12.32)	0:35.63 [2] (0:11.89)	0:23.74 [2] (0:11.48)	0:35.63	+2
5	1	CRYPTO TYCOON Ryan Maloney	3	65.3 1200m	0:08.08 Overall	1:19.48 [5] (0:08.08)	1:11.40 [6] (0:11.36)	1:00.04 [3] (0:11.93)	0:48.11 [4] (0:12.37)	0:35.74 [4] (0:11.88)	0:23.86 [4] (0:11.50)	0:35.74	+2
6	14	BERAKAHQUINN Dale Smith	7	65.7 400m	0:08.36 Overall	1:19.49 [6] (0:08.36)	1:11.13 [10] (0:11.46)	0:59.67 [10] (0:11.97)	0:47.70 [10] (0:12.44)	0:35.26 [10] (0:11.88)	0:23.38 [8] (0:11.26)	0:35.26	+6
7	8	BIG ROCAS Nathan Thomas	2	64.0 1200m	0:08.02 Overall	1:19.89 [7] (0:08.02)	1:11.87 [3] (0:11.46)	1:00.41 [4] (0:11.91)	0:48.50 [6] (0:12.37)	0:36.13 [5] (0:11.95)	0:24.18 [5] (0:11.63)	0:36.13	+0
8	5	LORD LOUISON Craig Robertson	10	65.7 400m	0:08.36 Overall	1:19.91 [8] (0:08.36)	1:11.55 [9] (0:11.65)	0:59.90 [11] (0:12.06)	0:47.84 [12] (0:12.29)	0:35.55 [11] (0:12.13)	0:23.42 [12] (0:11.28)	0:35.55	+0
9	4	IN CLOSE REACH Les Tilley	4	64.3 400m	0:08.06 Overall	1:19.98 [9] (0:08.06)	1:11.92 [5] (0:11.46)	1:00.46 [6] (0:12.03)	0:48.43 [7] (0:12.43)	0:36.00 [7] (0:11.90)	0:24.10 [6] (0:11.60)	0:36.00	+4
10	12	LEISURE GAMES Jason Taylor	8	65.2 1200m	0:08.25 Overall	1:20.17 [10] (0:08.25)	1:11.92 [8] (0:11.35)	1:00.57 [8] (0:11.99)	0:48.58 [8] (0:12.55)	0:36.03 [9] (0:11.99)	0:24.04 [9] (0:11.54)	0:36.03	+10

Scratched: Spill The Secret (#7), I Am Pearl (#11), Outa Taormina (#13), Grandcoeur (#15)

Report Created: Sun 1 January 2023 15:28 GMT+1 (Note: Timing is based on position data)

Page 1/16

[] Ranking at each section and finish
 -:-:- No data available at this section
 NA No data available

SCN Saddle cloth number
 DNF Did not finish
 DNT Did not track

data processed by TRIPLESDATA

01 January 2023 - 15:08

Track Rating: **GOOD (4)**, Weather: Fine, Rail Position: 3 METRES ENTIRE COURSE

Section	Overall	1200m	1000m	800m	600m	400m	Last 600m
Field Times	1:18.61 (0:07.85)	1:10.76 (0:11.39)	0:59.37 (0:11.76)	0:47.61 (0:12.32)	0:35.29 (0:11.91)	0:23.38 (0:11.36)	0:35.29

Rank	TAB	Horse/Jockey	Barrier	Top Speed [km/h]	Fastest Section	Overall	1200m	1000m	800m	600m	400m	Last 600m	Distance Travelled [m]
11	16	WAR AND FINANCE Tiffani Brooker	15	65.8	0:08.50	1:20.45 [11] (0:08.50)	1:11.95 [12] (0:11.52)	1:00.43 [12] (0:11.99)	0:48.44 [11] (0:12.47)	0:35.97 [12] (0:11.94)	0:24.03 [11] (0:11.48)	0:35.97	+6
12	6	MONT ROYAL Micheal Hellyer	12	64.9	0:08.04	1:21.93 [12] (0:08.04)	1:13.89 [4] (0:11.52)	1:02.37 [7] (0:11.83)	0:50.54 [5] (0:12.58)	0:37.96 [6] (0:12.18)	0:25.78 [10] (0:11.80)	0:37.96	+11

Scratched: Spill The Secret (#7), I Am Pearl (#11), Outa Taormina (#13), Grandcoeur (#15)



Sunshine Coast QLD Professional

Race 4: BARRIER REEF POOLS Maiden Plate - 1300m

01 January 2023 - 15:08



Track Rating: GOOD (4), Weather: Fine, Rail Position: 3 METRES ENTIRE COURSE

Section							200m			Last 600m
Field Times							0:12.02			0:35.29
							(0:12.02)			
Rank	TAB	Horse/Jockey	Barrier	Top Speed [km/h]	Fastest Section	Margin				Distance Travelled [m]
1	10	ENTERPRISE JEWEL Ben Thompson	5	65.6 1200m	0:07.95 Overall	0:12.02 [1] (0:12.02)	1:18.61			0:35.29
2	2	EIGHT CYLINDERS Matthew Powell	9	65.1 1200m	0:07.85 Overall	0:12.22 [2] (0:12.22)	0.34L			0:35.36 -2
3	9	SATELLITE SPIRIT Stephanie Thornton	6	66.1 400m	0:08.39 Overall	0:11.82 [5] (0:11.82)	0.48L			0:34.99 +1
4	3	GIANT THUNDER Boris Thornton	11	64.8 1200m	0:08.14 Overall	0:12.26 [3] (0:12.26)	0.53L			0:35.63 +2
5	1	CRYPTO TYCOON Ryan Maloney	3	65.3 1200m	0:08.08 Overall	0:12.36 [4] (0:12.36)	0.87L			0:35.74 +2
6	14	BERAKAHQUINN Dale Smith	7	65.7 400m	0:08.36 Overall	0:12.12 [6] (0:12.12)	0.88L			0:35.26 +6
7	8	BIG ROCAS Nathan Thomas	2	64.0 1200m	0:08.02 Overall	0:12.55 [7] (0:12.55)	1.28L			0:36.13 +0
8	5	LORD LOUISON Craig Robertson	10	65.7 400m	0:08.36 Overall	0:12.14 [10] (0:12.14)	1.3L			0:35.55 +0
9	4	IN CLOSE REACH Les Tilley	4	64.3 400m	0:08.06 Overall	0:12.50 [8] (0:12.50)	1.37L			0:36.00 +4
10	12	LEISURE GAMES Jason Taylor	8	65.2 1200m	0:08.25 Overall	0:12.50 [9] (0:12.50)	1.56L			0:36.03 +10

Scratched: Spill The Secret (#7), I Am Pearl (#11), Outa Taormina (#13), Grandcoeur (#15)

Report Created: Sun 1 January 2023 15:28 GMT+1 (Note: Timing is based on position data)

Page 3/16

[] Ranking at each section and finish
 -:-:- No data available at this section
 NA No data available

SCN Saddle cloth number
 DNF Did not finish
 DNT Did not track

data processed by TRIPLESDATA



Sunshine Coast QLD Professional
Race 4: BARRIER REEF POOLS Maiden Plate - 1300m
01 January 2023 - 15:08



Track Rating: **GOOD (4)**, Weather: **Fine**, Rail Position: **3 METRES ENTIRE COURSE**

Section				200m				Last 600m		
Field Times				0:12.02 (0:12.02)				0:35.29		
Rank	TAB	Horse/Jockey	Barrier	Top Speed [km/h]	Fastest Section	Margin			Distance Travelled [m]	
11	16	WAR AND FINANCE	15	65.8	0:08.50	0:12.55 [11]	1.84L		0:35.97	+6
		Tiffani Brooker		1200m	Overall	(0:12.55)				
12	6	MONT ROYAL	12	64.9	0:08.04	0:13.98 [12]	3.32L		0:37.96	+11
		Micheal Hellyer		1000m	Overall	(0:13.98)				

Scratched: Spill The Secret (#7), I Am Pearl (#11), Outa Taormina (#13), Grandcoeur (#15)



Horse/Jockey Name	Enterprise Jewel
Final Rank	1
Fastest Section Time (Section)	0:07.95 (Overall)
Top Speed [km/h] (Section)	65.6 (1200m)
Race State	Finished



Sunshine Coast QLD Professional

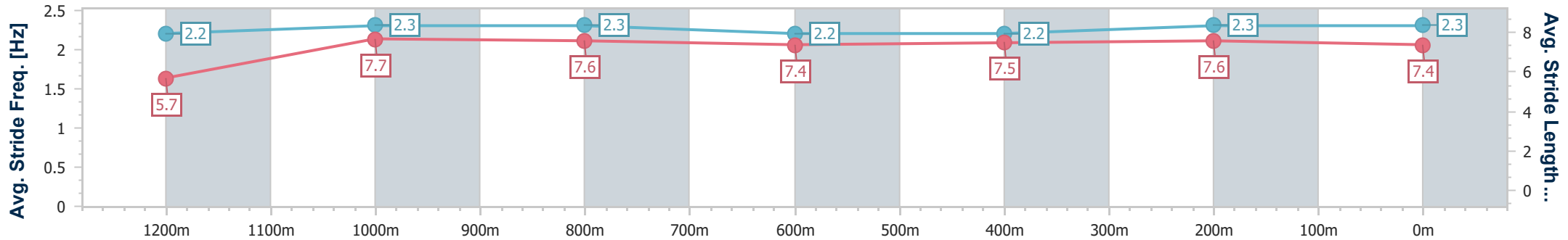
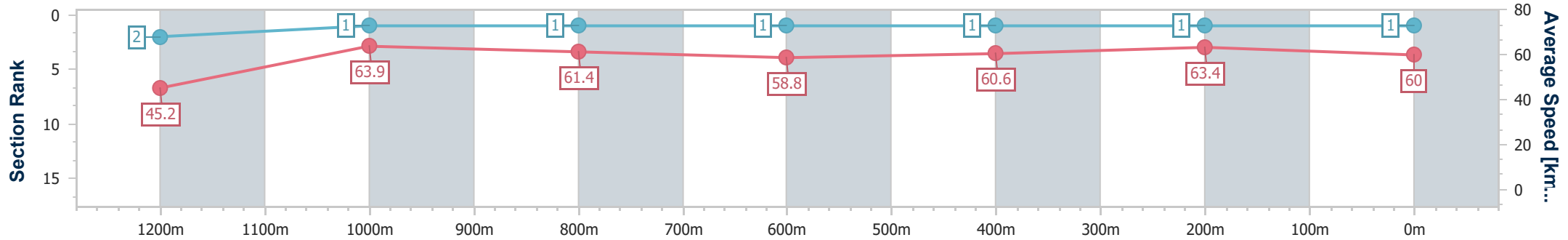
Race 4: BARRIER REEF POOLS Maiden Plate - 1300m



01 January 2023 - 15:08

Track Rating: GOOD (4), Weather: Fine, Rail Position: 3 METRES
ENTIRE COURSE

Section	Overall	1200m	1000m	800m	600m	400m	200m
Section Times	1:18.61 [1] (0:07.95)	1:10.66 [2] (0:11.29)	0:59.37 [1] (0:11.76)	0:47.61 [1] (0:12.32)	0:35.29 [1] (0:11.91)	0:23.38 [1] (0:11.36)	0:12.02 [1] (0:12.02)
Average Speed [km/h]	45.2	63.9	61.4	58.8	60.6	63.4	60.0
Top Speed [km/h]	60.8	65.6	63.7	59.3	64.1	64.5	61.8
Avg. Dist. to Rail [m]	7.4	4.4	2.1	0.7	0.6	2.6	4.2
Avg. Stride Freq. [Hz]	2.2	2.3	2.3	2.2	2.2	2.3	2.3
Avg. Stride Length [m]	5.7	7.7	7.6	7.4	7.5	7.6	7.4



- [] Ranking at each section and finish
- .-.- No data available at this section
- NA No data available



Horse/Jockey Name	Eight Cylinders
Final Rank	2
Fastest Section Time (Section)	0:07.85 (Overall)
Top Speed [km/h] (Section)	65.1 (1200m)
Race State	Finished



Sunshine Coast QLD Professional

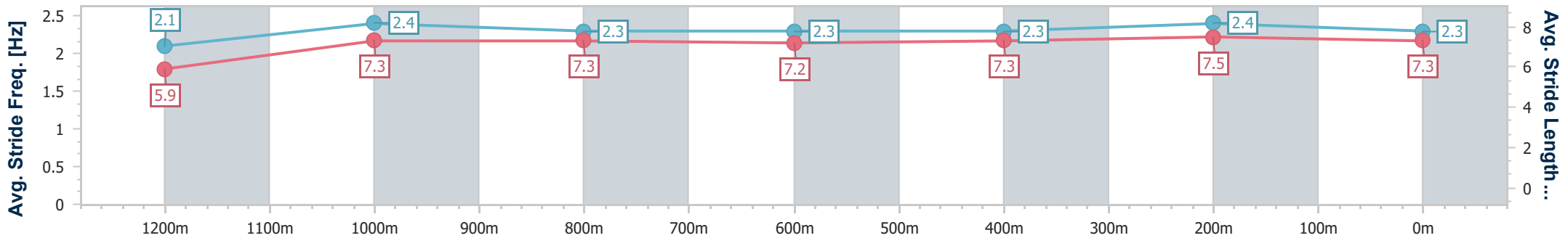
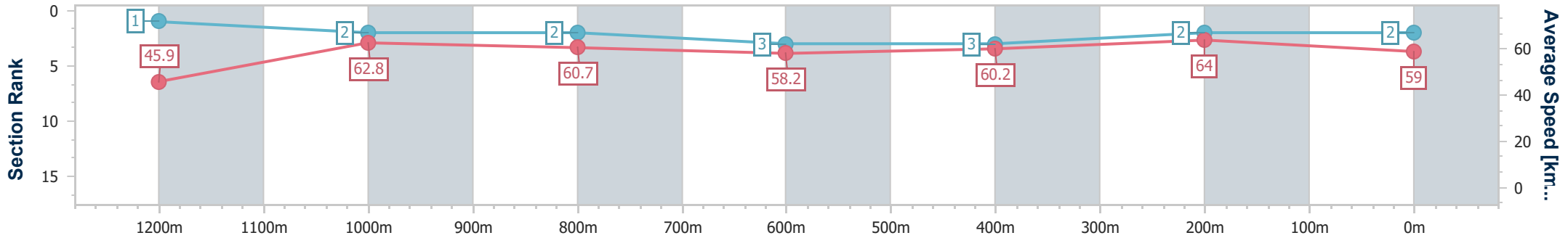
Race 4: BARRIER REEF POOLS Maiden Plate - 1300m



01 January 2023 - 15:08

Track Rating: GOOD (4), Weather: Fine, Rail Position: 3 METRES ENTIRE COURSE

Section	Overall	1200m	1000m	800m	600m	400m	200m
Section Times	1:18.95 [2] (0:07.85)	1:11.10 [1] (0:11.49)	0:59.61 [2] (0:11.87)	0:47.74 [2] (0:12.38)	0:35.36 [3] (0:11.90)	0:23.46 [3] (0:11.24)	0:12.22 [2] (0:12.22)
Average Speed [km/h]	45.9	62.8	60.7	58.2	60.2	64.0	59.0
Top Speed [km/h]	61.7	65.1	62.8	58.8	62.9	65.0	62.0
Avg. Dist. to Rail [m]	10.3	3.4	1.0	0.1	1.0	1.3	3.6
Avg. Stride Freq. [Hz]	2.1	2.4	2.3	2.3	2.3	2.4	2.3
Avg. Stride Length [m]	5.9	7.3	7.3	7.2	7.3	7.5	7.3



- [] Ranking at each section and finish
- .-.- No data available at this section
- NA No data available



Horse/Jockey Name	Satellite Spirit
Final Rank	3
Fastest Section Time (Section)	0:08.39 (Overall)
Top Speed [km/h] (Section)	66.1 (400m)
Race State	Finished



Sunshine Coast QLD Professional

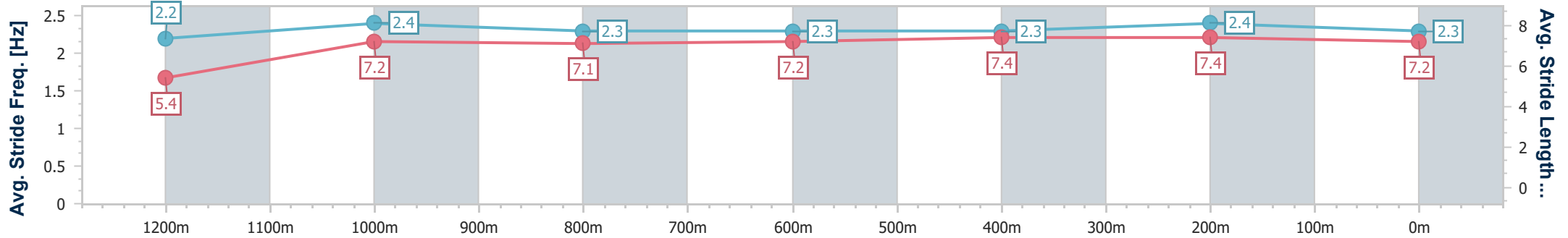
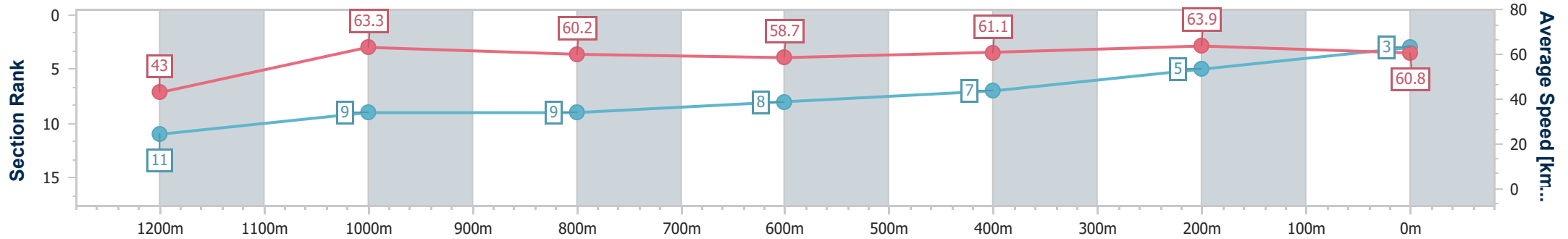
Race 4: BARRIER REEF POOLS Maiden Plate - 1300m



01 January 2023 - 15:08

Track Rating: GOOD (4), Weather: Fine, Rail Position: 3 METRES ENTIRE COURSE

Section	Overall	1200m	1000m	800m	600m	400m	200m
Section Times	1:19.09 [3] (0:08.39)	1:10.70 [11] (0:11.37)	0:59.33 [9] (0:11.99)	0:47.34 [9] (0:12.35)	0:34.99 [8] (0:11.90)	0:23.09 [7] (0:11.27)	0:11.82 [5] (0:11.82)
Average Speed [km/h]	43.0	63.3	60.2	58.7	61.1	63.9	60.8
Top Speed [km/h]	61.2	65.4	62.1	59.7	63.8	66.1	62.7
Avg. Dist. to Rail [m]	7.2	1.7	1.3	1.0	1.5	3.4	3.9
Avg. Stride Freq. [Hz]	2.2	2.4	2.3	2.3	2.3	2.4	2.3
Avg. Stride Length [m]	5.4	7.2	7.1	7.2	7.4	7.4	7.2



- [] Ranking at each section and finish
- .-.- No data available at this section
- NA No data available



Horse/Jockey Name	Giant Thunder
Final Rank	4
Fastest Section Time (Section)	0:08.14 (Overall)
Top Speed [km/h] (Section)	64.8 (1200m)
Race State	Finished



Sunshine Coast QLD Professional

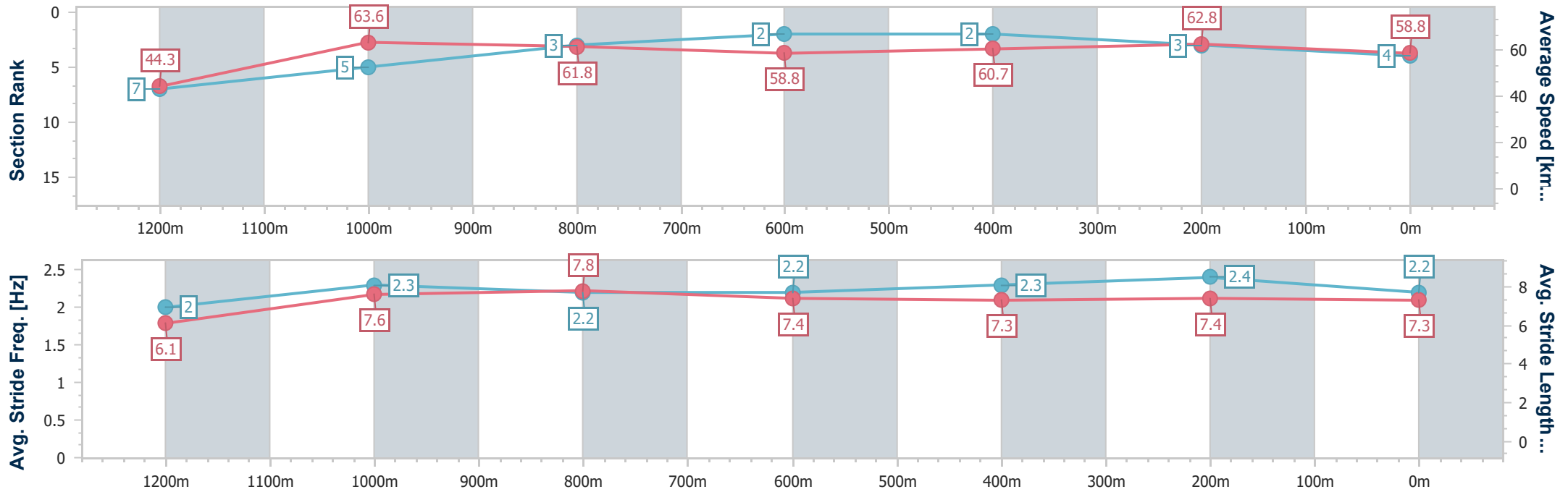
Race 4: BARRIER REEF POOLS Maiden Plate - 1300m



01 January 2023 - 15:08

Track Rating: GOOD (4), Weather: Fine, Rail Position: 3 METRES ENTIRE COURSE

Section	Overall	1200m	1000m	800m	600m	400m	200m
Section Times	1:19.14 [4] (0:08.14)	1:11.00 [7] (0:11.31)	0:59.69 [5] (0:11.74)	0:47.95 [3] (0:12.32)	0:35.63 [2] (0:11.89)	0:23.74 [2] (0:11.48)	0:12.26 [3] (0:12.26)
Average Speed [km/h]	44.3	63.6	61.8	58.8	60.7	62.8	58.8
Top Speed [km/h]	61.9	64.8	62.9	59.2	63.9	63.7	60.5
Avg. Dist. to Rail [m]	12.7	7.3	3.6	1.2	0.7	3.3	6.6
Avg. Stride Freq. [Hz]	2.0	2.3	2.2	2.2	2.3	2.4	2.2
Avg. Stride Length [m]	6.1	7.6	7.8	7.4	7.3	7.4	7.3



- [] Ranking at each section and finish
- .-.- No data available at this section
- NA No data available



Horse/Jockey Name	Crypto Tycoon
Final Rank	5
Fastest Section Time (Section)	0:08.08 (Overall)
Top Speed [km/h] (Section)	65.3 (1200m)
Race State	Finished



Sunshine Coast QLD Professional

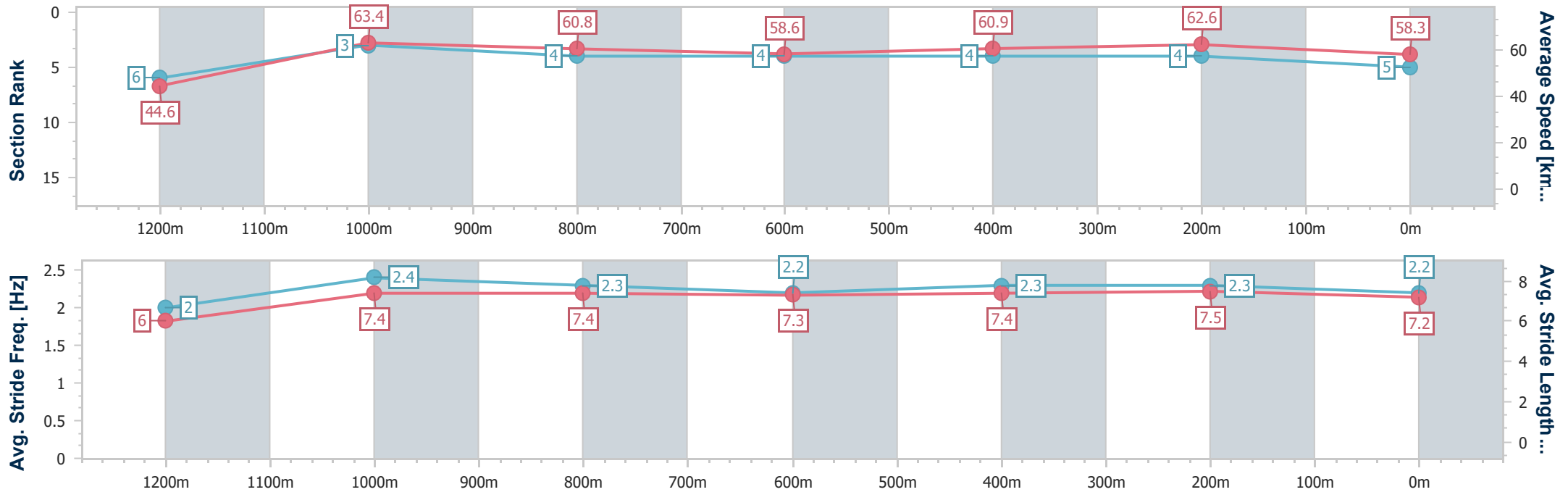
Race 4: BARRIER REEF POOLS Maiden Plate - 1300m



01 January 2023 - 15:08

Track Rating: GOOD (4), Weather: Fine, Rail Position: 3 METRES ENTIRE COURSE

Section	Overall	1200m	1000m	800m	600m	400m	200m
Section Times	1:19.48 [5] (0:08.08)	1:11.40 [6] (0:11.36)	1:00.04 [3] (0:11.93)	0:48.11 [4] (0:12.37)	0:35.74 [4] (0:11.88)	0:23.86 [4] (0:11.50)	0:12.36 [4] (0:12.36)
Average Speed [km/h]	44.6	63.4	60.8	58.6	60.9	62.6	58.3
Top Speed [km/h]	62.2	65.3	62.9	60.3	63.2	63.9	61.2
Avg. Dist. to Rail [m]	5.0	3.0	2.7	1.1	0.9	4.2	6.7
Avg. Stride Freq. [Hz]	2.0	2.4	2.3	2.2	2.3	2.3	2.2
Avg. Stride Length [m]	6.0	7.4	7.4	7.3	7.4	7.5	7.2



- [] Ranking at each section and finish
- .-.- No data available at this section
- NA No data available



Horse/Jockey Name	Berakahquinn
Final Rank	6
Fastest Section Time (Section)	0:08.36 (Overall)
Top Speed [km/h] (Section)	65.7 (400m)
Race State	Finished



Sunshine Coast QLD Professional

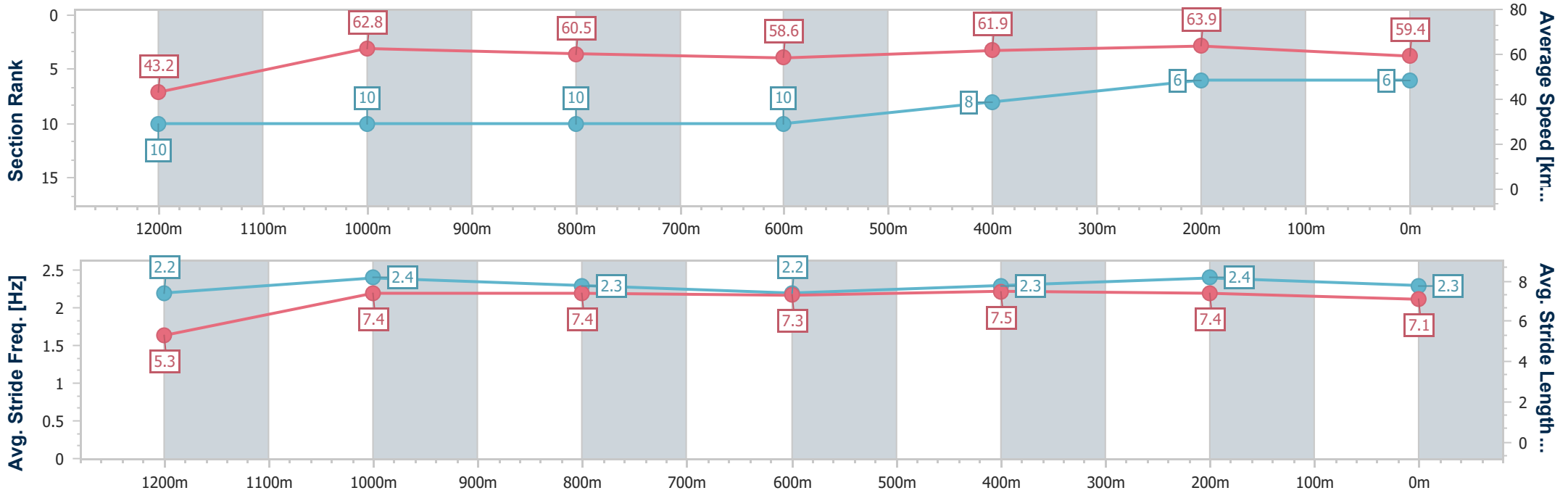
Race 4: BARRIER REEF POOLS Maiden Plate - 1300m



01 January 2023 - 15:08

Track Rating: GOOD (4), Weather: Fine, Rail Position: 3 METRES
ENTIRE COURSE

Section	Overall	1200m	1000m	800m	600m	400m	200m
Section Times	1:19.49 [6] (0:08.36)	1:11.13 [10] (0:11.46)	0:59.67 [10] (0:11.97)	0:47.70 [10] (0:12.44)	0:35.26 [10] (0:11.88)	0:23.38 [8] (0:11.26)	0:12.12 [6] (0:12.12)
Average Speed [km/h]	43.2	62.8	60.5	58.6	61.9	63.9	59.4
Top Speed [km/h]	62.3	64.3	62.1	59.6	64.3	65.7	61.9
Avg. Dist. to Rail [m]	7.2	2.8	2.1	2.2	3.6	4.7	4.8
Avg. Stride Freq. [Hz]	2.2	2.4	2.3	2.2	2.3	2.4	2.3
Avg. Stride Length [m]	5.3	7.4	7.4	7.3	7.5	7.4	7.1



- [] Ranking at each section and finish
- .-.- No data available at this section
- NA No data available



Horse/Jockey Name	Big Rocas
Final Rank	7
Fastest Section Time (Section)	0:08.02 (Overall)
Top Speed [km/h] (Section)	64.0 (1200m)
Race State	Finished



Sunshine Coast QLD Professional

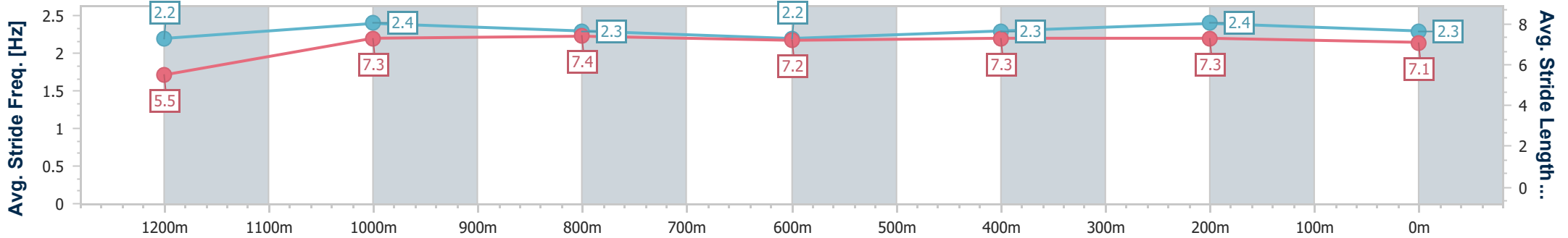
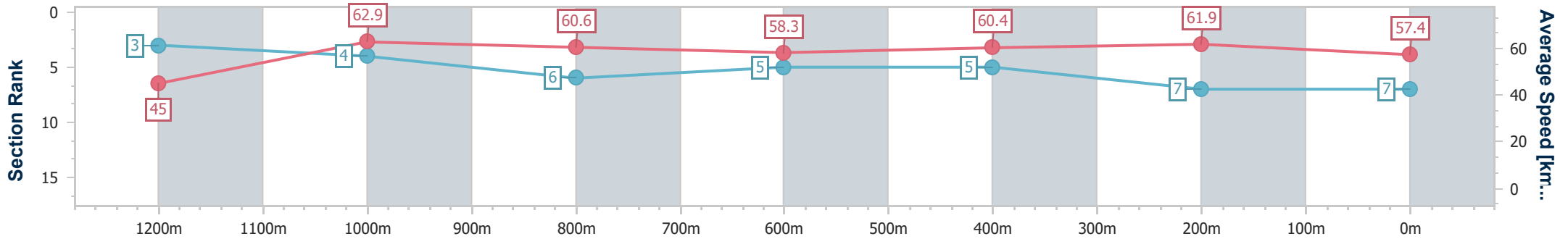
Race 4: BARRIER REEF POOLS Maiden Plate - 1300m



01 January 2023 - 15:08

Track Rating: GOOD (4), Weather: Fine, Rail Position: 3 METRES
ENTIRE COURSE

Section	Overall	1200m	1000m	800m	600m	400m	200m
Section Times	1:19.89 [7] (0:08.02)	1:11.87 [3] (0:11.46)	1:00.41 [4] (0:11.91)	0:48.50 [6] (0:12.37)	0:36.13 [5] (0:11.95)	0:24.18 [5] (0:11.63)	0:12.55 [7] (0:12.55)
Average Speed [km/h]	45.0	62.9	60.6	58.3	60.4	61.9	57.4
Top Speed [km/h]	62.8	64.0	62.2	59.4	62.7	63.8	60.6
Avg. Dist. to Rail [m]	4.0	1.5	1.2	0.5	0.5	1.8	2.5
Avg. Stride Freq. [Hz]	2.2	2.4	2.3	2.2	2.3	2.4	2.3
Avg. Stride Length [m]	5.5	7.3	7.4	7.2	7.3	7.3	7.1



- [] Ranking at each section and finish
- .-.- No data available at this section
- NA No data available



Horse/Jockey Name	Lord Louison
Final Rank	8
Fastest Section Time (Section)	0:08.36 (Overall)
Top Speed [km/h] (Section)	65.7 (400m)
Race State	Finished



Sunshine Coast QLD Professional

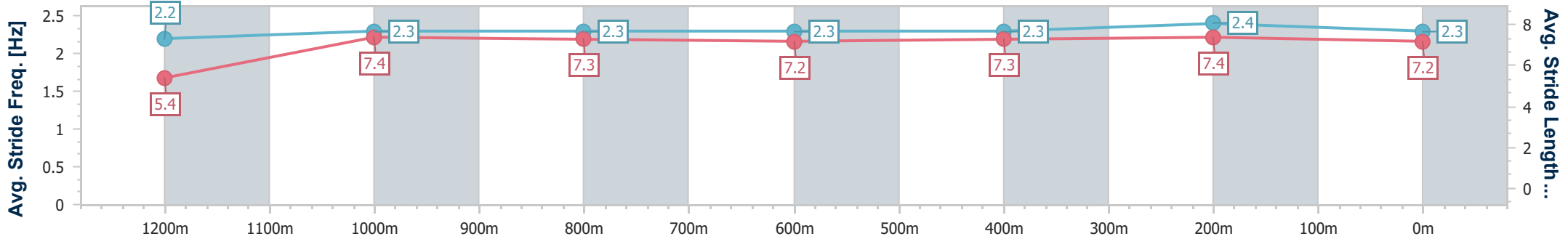
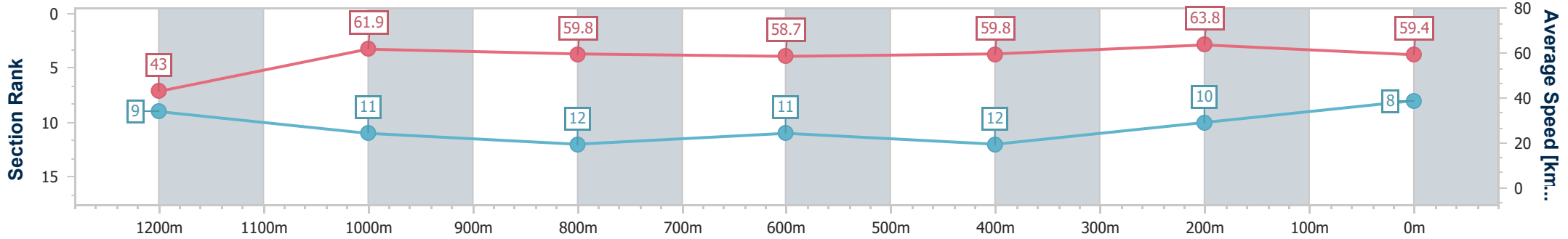
Race 4: BARRIER REEF POOLS Maiden Plate - 1300m



01 January 2023 - 15:08

Track Rating: GOOD (4), Weather: Fine, Rail Position: 3 METRES ENTIRE COURSE

Section	Overall	1200m	1000m	800m	600m	400m	200m
Section Times	1:19.91 [8] (0:08.36)	1:11.55 [9] (0:11.65)	0:59.90 [11] (0:12.06)	0:47.84 [12] (0:12.29)	0:35.55 [11] (0:12.13)	0:23.42 [12] (0:11.28)	0:12.14 [10] (0:12.14)
Average Speed [km/h]	43.0	61.9	59.8	58.7	59.8	63.8	59.4
Top Speed [km/h]	58.6	64.0	61.2	61.1	62.8	65.7	62.5
Avg. Dist. to Rail [m]	11.1	4.3	1.5	0.4	1.0	1.2	3.2
Avg. Stride Freq. [Hz]	2.2	2.3	2.3	2.3	2.3	2.4	2.3
Avg. Stride Length [m]	5.4	7.4	7.3	7.2	7.3	7.4	7.2



- [] Ranking at each section and finish
- .-.- No data available at this section
- NA No data available



Horse/Jockey Name	In Close Reach
Final Rank	9
Fastest Section Time (Section)	0:08.06 (Overall)
Top Speed [km/h] (Section)	64.3 (400m)
Race State	Finished



Sunshine Coast QLD Professional

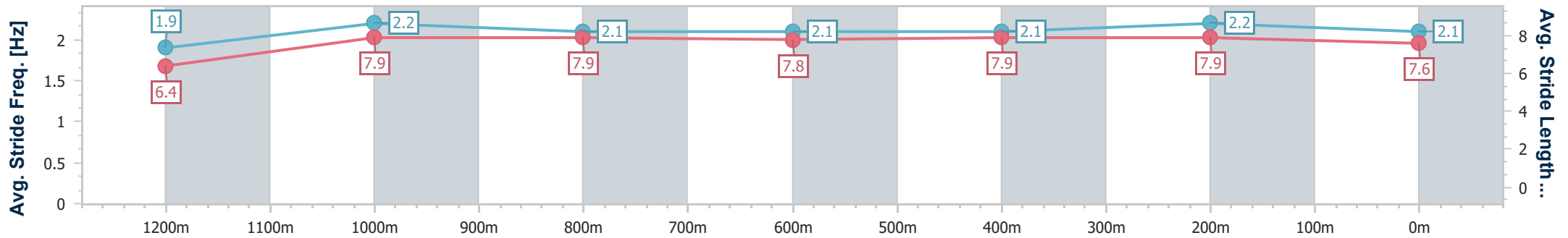
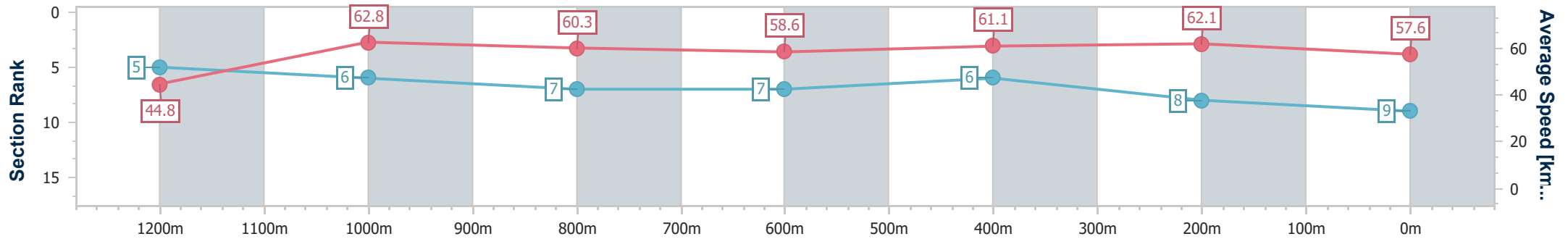
Race 4: BARRIER REEF POOLS Maiden Plate - 1300m



01 January 2023 - 15:08

Track Rating: GOOD (4), Weather: Fine, Rail Position: 3 METRES
ENTIRE COURSE

Section	Overall	1200m	1000m	800m	600m	400m	200m							
Section Times	1:19.98 [9] (0:08.06)	1:11.92 [5] (0:11.46)	1:00.46 [6] (0:12.03)	0:48.43 [7] (0:12.43)	0:36.00 [7] (0:11.90)	0:24.10 [6] (0:11.60)	0:12.50 [8] (0:12.50)							
Average Speed [km/h]	44.8	62.8	60.3	58.6	61.1	62.1	57.6							
Top Speed [km/h]	60.3	63.8	61.8	59.5	62.2	64.3	59.8							
Avg. Dist. to Rail [m]	6.7	4.3	3.4	1.9	1.6	4.4	4.6							
Avg. Stride Freq. [Hz]	1.9	2.2	2.1	2.1	2.1	2.2	2.1							
Avg. Stride Length [m]	6.4	7.9	7.9	7.8	7.9	7.9	7.6							



- [] Ranking at each section and finish
- .-.- No data available at this section
- NA No data available



Horse/Jockey Name	Leisure Games
Final Rank	10
Fastest Section Time (Section)	0:08.25 (Overall)
Top Speed [km/h] (Section)	65.2 (1200m)
Race State	Finished



Sunshine Coast QLD Professional

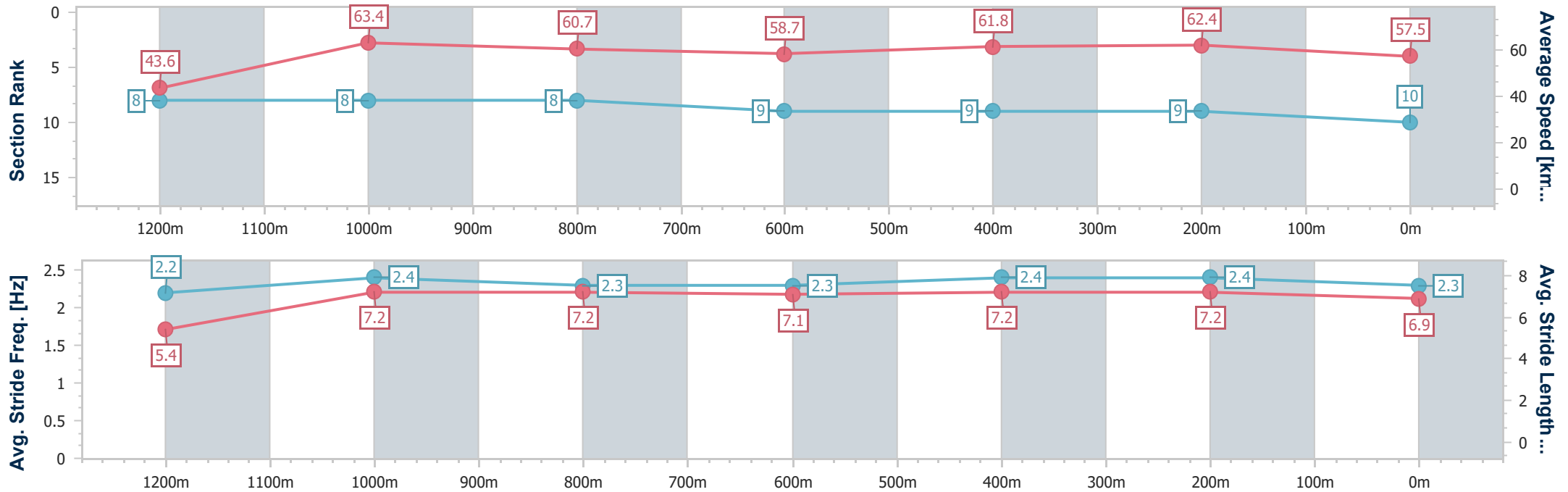
Race 4: BARRIER REEF POOLS Maiden Plate - 1300m



01 January 2023 - 15:08

Track Rating: GOOD (4), Weather: Fine, Rail Position: 3 METRES ENTIRE COURSE

Section	Overall	1200m	1000m	800m	600m	400m	200m
Section Times	1:20.17 [10] (0:08.25)	1:11.92 [8] (0:11.35)	1:00.57 [8] (0:11.99)	0:48.58 [8] (0:12.55)	0:36.03 [9] (0:11.99)	0:24.04 [9] (0:11.54)	0:12.50 [9] (0:12.50)
Average Speed [km/h]	43.6	63.4	60.7	58.7	61.8	62.4	57.5
Top Speed [km/h]	61.3	65.2	62.5	60.8	62.9	63.7	60.5
Avg. Dist. to Rail [m]	8.7	4.9	4.0	3.9	5.0	8.0	7.6
Avg. Stride Freq. [Hz]	2.2	2.4	2.3	2.3	2.4	2.4	2.3
Avg. Stride Length [m]	5.4	7.2	7.2	7.1	7.2	7.2	6.9



- [] Ranking at each section and finish
- .-.- No data available at this section
- NA No data available



Horse/Jockey Name	War And Finance
Final Rank	11
Fastest Section Time (Section)	0:08.50 (Overall)
Top Speed [km/h] (Section)	65.8 (1200m)
Race State	Finished



Sunshine Coast QLD Professional

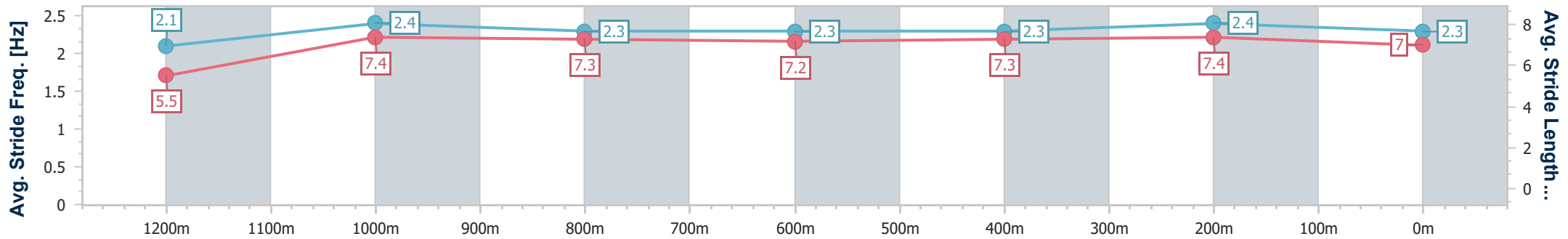
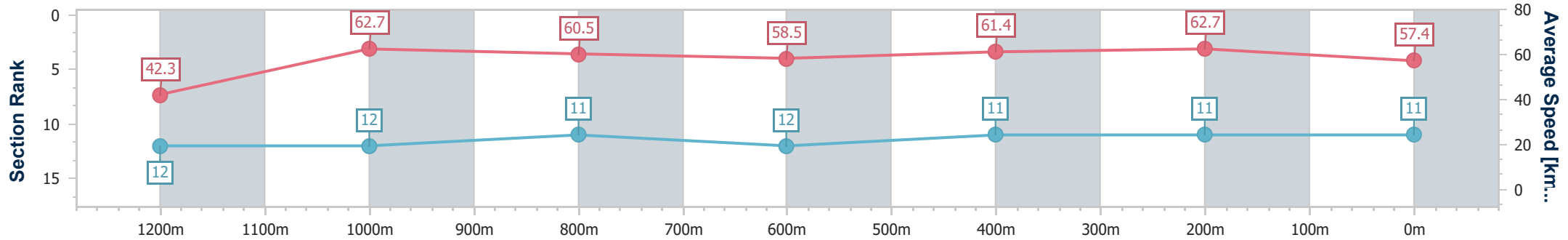
Race 4: BARRIER REEF POOLS Maiden Plate - 1300m



01 January 2023 - 15:08

Track Rating: GOOD (4), Weather: Fine, Rail Position: 3 METRES ENTIRE COURSE

Section	Overall	1200m	1000m	800m	600m	400m	200m
Section Times	1:20.45 [11] (0:08.50)	1:11.95 [12] (0:11.52)	1:00.43 [12] (0:11.99)	0:48.44 [11] (0:12.47)	0:35.97 [12] (0:11.94)	0:24.03 [11] (0:11.48)	0:12.55 [11] (0:12.55)
Average Speed [km/h]	42.3	62.7	60.5	58.5	61.4	62.7	57.4
Top Speed [km/h]	59.4	65.8	63.0	60.7	63.0	64.7	61.3
Avg. Dist. to Rail [m]	13.9	6.0	3.1	2.3	3.2	4.7	5.0
Avg. Stride Freq. [Hz]	2.1	2.4	2.3	2.3	2.3	2.4	2.3
Avg. Stride Length [m]	5.5	7.4	7.3	7.2	7.3	7.4	7.0



- [] Ranking at each section and finish
- .-.- No data available at this section
- NA No data available



Horse/Jockey Name	Mont Royal
Final Rank	12
Fastest Section Time (Section)	0:08.04 (Overall)
Top Speed [km/h] (Section)	64.9 (1000m)
Race State	Finished



Sunshine Coast QLD Professional

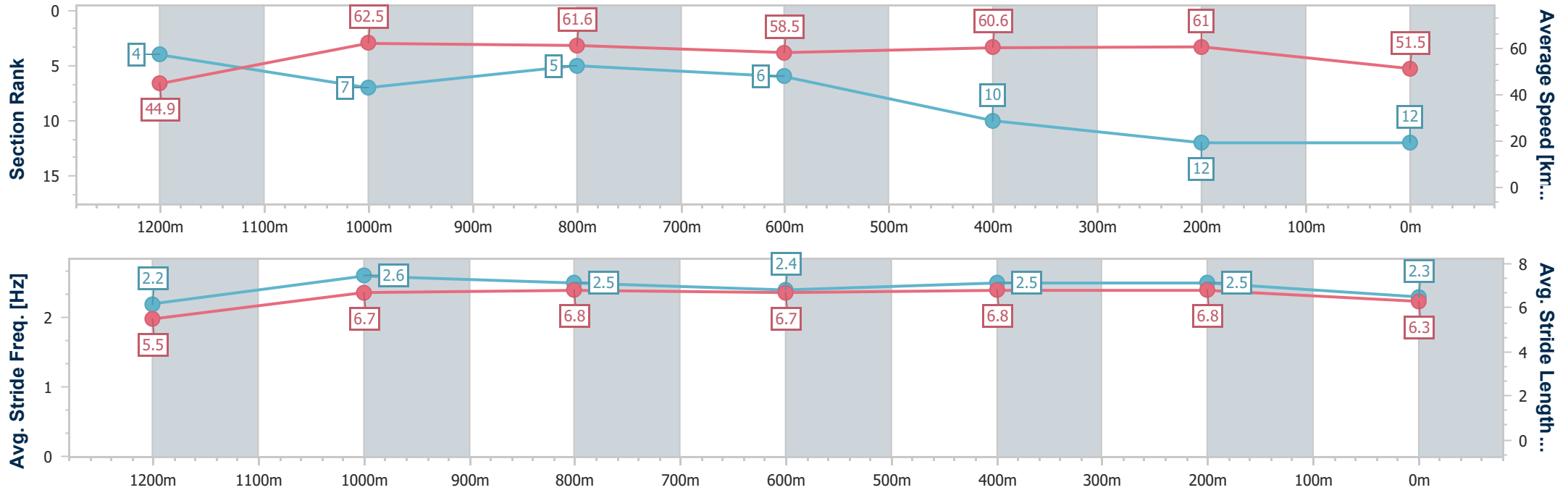
Race 4: BARRIER REEF POOLS Maiden Plate - 1300m



01 January 2023 - 15:08

Track Rating: GOOD (4), Weather: Fine, Rail Position: 3 METRES ENTIRE COURSE

Section	Overall	1200m	1000m	800m	600m	400m	200m
Section Times	1:21.93 [12] (0:08.04)	1:13.89 [4] (0:11.52)	1:02.37 [7] (0:11.83)	0:50.54 [5] (0:12.58)	0:37.96 [6] (0:12.18)	0:25.78 [10] (0:11.80)	0:13.98 [12] (0:13.98)
Average Speed [km/h]	44.9	62.5	61.6	58.5	60.6	61.0	51.5
Top Speed [km/h]	60.8	64.3	64.9	59.3	63.8	63.9	58.8
Avg. Dist. to Rail [m]	13.8	8.3	5.6	3.9	4.5	6.0	6.4
Avg. Stride Freq. [Hz]	2.2	2.6	2.5	2.4	2.5	2.5	2.3
Avg. Stride Length [m]	5.5	6.7	6.8	6.7	6.8	6.8	6.3



- [] Ranking at each section and finish
- .-.- No data available at this section
- NA No data available