



Sunshine Coast QLD Professional

Race 3: ACCESS INSULATION SUNSHINE COAST Maiden Plate - 1300m

01 January 2023 - 14:29



Track Rating: GOOD (4), Weather: Fine, Rail Position: 3 METRES ENTIRE COURSE

Section												Last 600m	
Field Times												0:36.11	
					Overall	1200m	1000m	800m	600m	400m			
					1:19.16 (0:08.10)	1:11.06 (0:11.29)	0:59.77 (0:11.60)	0:48.17 (0:12.06)	0:36.11 (0:12.14)	0:23.97 (0:12.01)			
Rank	TAB	Horse/Jockey	Barrier	Top Speed [km/h]	Fastest Section							Distance Travelled [m]	
1	7	SARSEN Jaden Lloyd	2	64.8 1200m	0:08.28 Overall	1:19.16 [1] (0:08.28)	1:10.88 [4] (0:11.78)	0:59.10 [8] (0:11.90)	0:47.20 [8] (0:11.99)	0:35.21 [7] (0:12.05)	0:23.16 [7] (0:11.40)	0:35.21	
2	16	PROPHETS DE'VINE Stephanie Thornton	10	65.5 400m	0:08.71 Overall	1:19.27 [2] (0:08.71)	1:10.56 [12] (0:11.80)	0:58.76 [12] (0:12.16)	0:46.60 [13] (0:11.85)	0:34.75 [12] (0:11.71)	0:23.04 [10] (0:11.16)	0:34.75	+8
3	4	MON CADEAU Kyle Wilson-Taylor	3	65.0 1200m	0:08.26 Overall	1:19.86 [3] (0:08.26)	1:11.60 [3] (0:11.86)	0:59.74 [9] (0:12.13)	0:47.61 [9] (0:11.90)	0:35.71 [9] (0:12.05)	0:23.66 [9] (0:11.36)	0:35.71	+2
4	5	MY DOG DIESEL Tiffani Brooker	8	66.9 1200m	0:08.22 Overall	1:19.97 [4] (0:08.22)	1:11.75 [2] (0:11.40)	1:00.35 [3] (0:11.81)	0:48.54 [3] (0:12.08)	0:36.46 [3] (0:11.99)	0:24.47 [3] (0:11.92)	0:36.46	+3
5	8	SUPER SHARES Les Tilley	4	66.2 1200m	0:08.34 Overall	1:20.12 [5] (0:08.34)	1:11.78 [5] (0:11.55)	1:00.23 [5] (0:11.89)	0:48.34 [5] (0:11.96)	0:36.38 [5] (0:11.96)	0:24.42 [4] (0:11.84)	0:36.38	-2
6	13	SANKELISKAR Justin Stanley	12	65.0 1000m	0:08.68 Overall	1:20.16 [6] (0:08.68)	1:11.48 [11] (0:11.70)	0:59.78 [11] (0:12.11)	0:47.67 [11] (0:11.86)	0:35.81 [11] (0:11.90)	0:23.91 [11] (0:11.51)	0:35.81	+10
7	11	GISELLE'S GAMBLE Micheal Hellyer	5	68.3 1000m	0:08.40 Overall	1:20.16 [7] (0:08.40)	1:11.76 [8] (0:11.23)	1:00.53 [4] (0:11.41)	0:49.12 [2] (0:12.07)	0:37.05 [2] (0:12.08)	0:24.97 [1] (0:12.01)	0:37.05	+1
8	1	A DEVIL'S CHANCE Morgan Butler	14	65.0 1200m	0:09.30 Overall	1:20.22 [8] (0:09.30)	1:10.92 [15] (0:11.84)	0:59.08 [15] (0:11.84)	0:47.24 [15] (0:11.96)	0:35.28 [15] (0:11.59)	0:23.69 [13] (0:11.51)	0:35.28	+3
9	9	WARTHOG Ben Thompson	6	66.7 1200m	0:08.10 Overall	1:20.34 [9] (0:08.10)	1:12.24 [1] (0:11.47)	1:00.77 [2] (0:12.06)	0:48.71 [4] (0:12.09)	0:36.62 [4] (0:12.21)	0:24.41 [5] (0:11.90)	0:36.62	+0
10	3	FEELING TOFFY Sean Cormack	9	64.6 1000m	0:08.89 Overall	1:21.00 [10] (0:08.89)	1:12.11 [13] (0:11.74)	1:00.37 [13] (0:11.93)	0:48.44 [12] (0:11.99)	0:36.45 [13] (0:11.94)	0:24.51 [14] (0:11.82)	0:36.45	+4

Scratched: Akashi (#10)

[] Ranking at each section and finish
 -:-:- No data available at this section
 NA No data available

SCN Saddle cloth number
 DNF Did not finish
 DNT Did not track



Sunshine Coast QLD Professional

Race 3: ACCESS INSULATION SUNSHINE COAST Maiden Plate - 1300m

01 January 2023 - 14:29



Track Rating: GOOD (4), Weather: Fine, Rail Position: 3 METRES ENTIRE COURSE

Section		Overall	1200m	1000m	800m	600m	400m	Last 600m				
Field Times		1:19.16 (0:08.10)	1:11.06 (0:11.29)	0:59.77 (0:11.60)	0:48.17 (0:12.06)	0:36.11 (0:12.14)	0:23.97 (0:12.01)	0:36.11				
Rank	TAB Horse/Jockey	Barrier	Top Speed [km/h]	Fastest Section	Distance Travelled [m]							
11	15 DELTASPHERE Nathan Thomas	1	66.7 1200m	0:08.47 Overall	1:21.04 [11] (0:08.47)	1:12.57 [9] (0:11.52)	1:01.05 [6] (0:11.95)	0:49.10 [7] (0:11.99)	0:37.11 [6] (0:12.25)	0:24.86 [8] (0:12.12)	0:37.11	-3
12	2 DESIGNATED SURVIVA Anthony Allen	11	65.8 1200m	0:08.38 Overall	1:21.08 [12] (0:08.38)	1:12.70 [7] (0:11.63)	1:01.07 [7] (0:11.88)	0:49.19 [6] (0:12.06)	0:37.13 [8] (0:12.03)	0:25.10 [6] (0:12.02)	0:37.13	+4
13	6 PRESSURE AND TIME Georgina Cartwright	15	65.1 1200m	0:08.94 Overall	1:21.40 [13] (0:08.94)	1:12.46 [14] (0:11.75)	1:00.71 [14] (0:12.01)	0:48.70 [14] (0:12.01)	0:36.69 [14] (0:11.94)	0:24.75 [15] (0:11.95)	0:36.69	+10
14	12 PRIDE AN' JOY Hannah Richardson	16	70.5 1200m	0:08.35 Overall	1:21.60 [14] (0:08.35)	1:13.25 [6] (0:11.04)	1:02.21 [1] (0:11.60)	0:50.61 [1] (0:12.06)	0:38.55 [1] (0:12.22)	0:26.33 [2] (0:12.48)	0:38.55	+3
15	14 SUPERDINI Jason Taylor	7	65.4 1200m	0:08.58 Overall	1:21.64 [15] (0:08.58)	1:13.06 [10] (0:11.77)	1:01.29 [10] (0:11.96)	0:49.33 [10] (0:11.93)	0:37.40 [10] (0:12.15)	0:25.25 [12] (0:12.08)	0:37.40	+0

Scratched: Akashi (#10)

[] Ranking at each section and finish
 -:-:-:- No data available at this section
 NA No data available

SCN Saddle cloth number
 DNF Did not finish
 DNT Did not track



Sunshine Coast QLD Professional

Race 3: ACCESS INSULATION SUNSHINE COAST Maiden Plate - 1300m

01 January 2023 - 14:29



Track Rating: GOOD (4), Weather: Fine, Rail Position: 3 METRES ENTIRE COURSE

Section				200m				Last 600m	
Field Times				0:11.96 (0:11.96)				0:36.11	
Rank	TAB	Horse/Jockey	Barrier	Top Speed [km/h]	Fastest Section	Margin			Distance Travelled [m]
1	7	SARSEN Jaden Lloyd	2	64.8 1200m	0:08.28 Overall	0:11.76 [2] (0:11.76)	1:19.16		0:35.21
2	16	PROPHETS DE'VINE Stephanie Thornton	10	65.5 400m	0:08.71 Overall	0:11.88 [3] (0:11.88)	0.11L		0:34.75 +8
3	4	MON CADEAU Kyle Wilson-Taylor	3	65.0 1200m	0:08.26 Overall	0:12.30 [5] (0:12.30)	0.7L		0:35.71 +2
4	5	MY DOG DIESEL Tiffani Brooker	8	66.9 1200m	0:08.22 Overall	0:12.55 [4] (0:12.55)	0.81L		0:36.46 +3
5	8	SUPER SHARES Les Tilley	4	66.2 1200m	0:08.34 Overall	0:12.58 [6] (0:12.58)	0.96L		0:36.38 -2
6	13	SANKELISKAR Justin Stanley	12	65.0 1000m	0:08.68 Overall	0:12.40 [7] (0:12.40)	1L		0:35.81 +10
7	11	GISELLE'S GAMBLE Micheal Hellyer	5	68.3 1000m	0:08.40 Overall	0:12.96 [1] (0:12.96)	1L		0:37.05 +1
8	1	A DEVIL'S CHANCE Morgan Butler	14	65.0 1200m	0:09.30 Overall	0:12.18 [10] (0:12.18)	1.06L		0:35.28 +3
9	9	WARTHOG Ben Thompson	6	66.7 1200m	0:08.10 Overall	0:12.51 [8] (0:12.51)	1.18L		0:36.62 +0
10	3	FEELING TOFFY Sean Cormack	9	64.6 1000m	0:08.89 Overall	0:12.69 [13] (0:12.69)	1.84L		0:36.45 +4

Scratched: Akashi (#10)

[] Ranking at each section and finish
 -:-:- No data available at this section
 NA No data available

SCN Saddle cloth number
 DNF Did not finish
 DNT Did not track



Sunshine Coast QLD Professional

Race 3: ACCESS INSULATION SUNSHINE COAST Maiden Plate - 1300m

01 January 2023 - 14:29



Track Rating: GOOD (4), Weather: Fine, Rail Position: 3 METRES ENTIRE COURSE

Section				200m				Last 600m	
Field Times				0:11.96 (0:11.96)				0:36.11	
Rank	TAB	Horse/Jockey	Barrier	Top Speed [km/h]	Fastest Section	Margin			Distance Travelled [m]
11	15	DELTASPHERE Nathan Thomas	1	66.7 1200m	0:08.47 Overall	0:12.74 [12] (0:12.74)	1.88L		0:37.11 -3
12	2	DESIGNATED SURVIVA Anthony Allen	11	65.8 1200m	0:08.38 Overall	0:13.08 [11] (0:13.08)	1.92L		0:37.13 +4
13	6	PRESSURE AND TIME Georgina Cartwright	15	65.1 1200m	0:08.94 Overall	0:12.80 [15] (0:12.80)	2.24L		0:36.69 +10
14	12	PRIDE AN' JOY Hannah Richardson	16	70.5 1200m	0:08.35 Overall	0:13.85 [9] (0:13.85)	2.44L		0:38.55 +3
15	14	SUPERDINI Jason Taylor	7	65.4 1200m	0:08.58 Overall	0:13.17 [14] (0:13.17)	2.48L		0:37.40 +0

Scratched: Akashi (#10)



Horse/Jockey Name	Sarsen
Final Rank	1
Fastest Section Time (Section)	0:08.28 (Overall)
Top Speed [km/h] (Section)	64.8 (1200m)
Race State	Finished



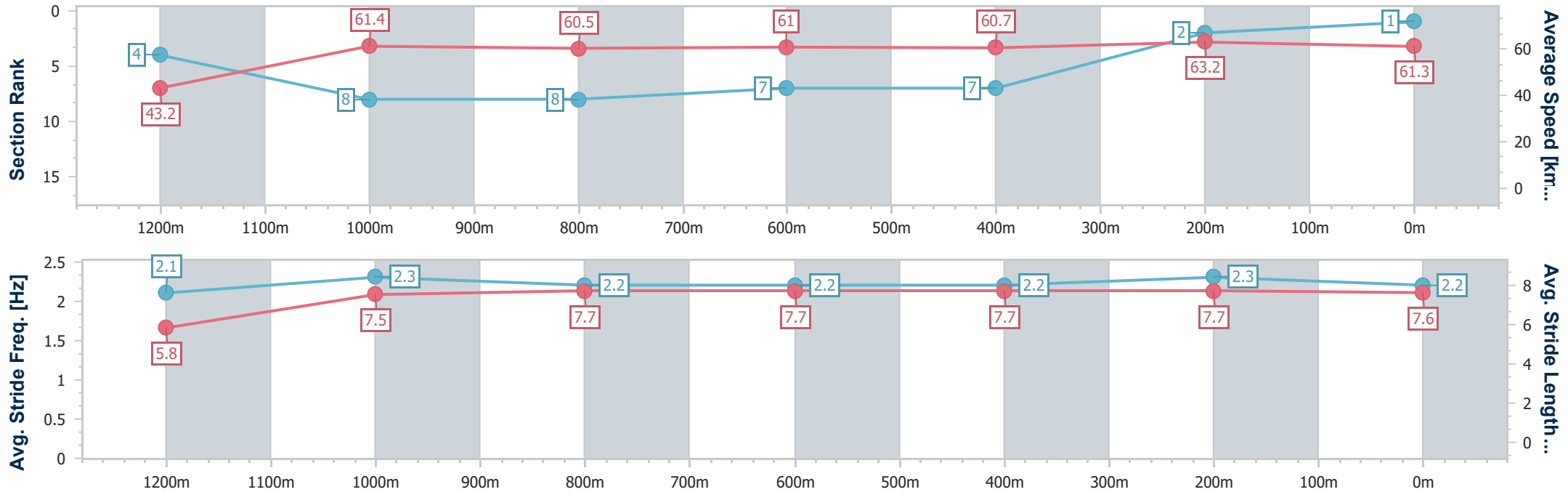
Sunshine Coast QLD Professional
Race 3: ACCESS INSULATION SUNSHINE COAST Maiden Plate - 1300m



01 January 2023 - 14:29

Track Rating: GOOD (4), Weather: Fine, Rail Position: 3 METRES
ENTIRE COURSE

Section	Overall	1200m	1000m	800m	600m	400m	200m
Section Times	1:19.16 [1] (0:08.28)	1:10.88 [4] (0:11.78)	0:59.10 [8] (0:11.90)	0:47.20 [8] (0:11.99)	0:35.21 [7] (0:12.05)	0:23.16 [7] (0:11.40)	0:11.76 [2] (0:11.76)
Average Speed [km/h]	43.2	61.4	60.5	61.0	60.7	63.2	61.3
Top Speed [km/h]	58.3	64.8	63.5	61.4	61.6	64.1	64.5
Avg. Dist. to Rail [m]	5.9	3.6	3.3	2.8	2.2	4.8	6.9
Avg. Stride Freq. [Hz]	2.1	2.3	2.2	2.2	2.2	2.3	2.2
Avg. Stride Length [m]	5.8	7.5	7.7	7.7	7.7	7.7	7.6



- [] Ranking at each section and finish
- .-.- No data available at this section
- NA No data available



Horse/Jockey Name	Prophets De'vine
Final Rank	2
Fastest Section Time (Section)	0:08.71 (Overall)
Top Speed [km/h] (Section)	65.5 (400m)
Race State	Finished



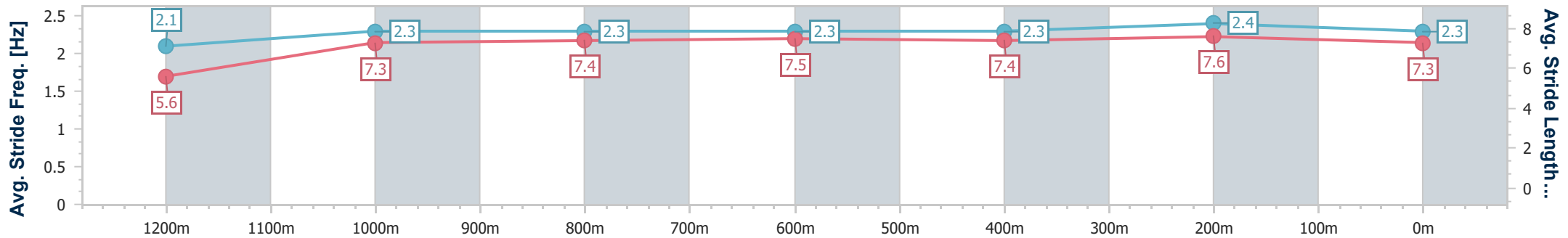
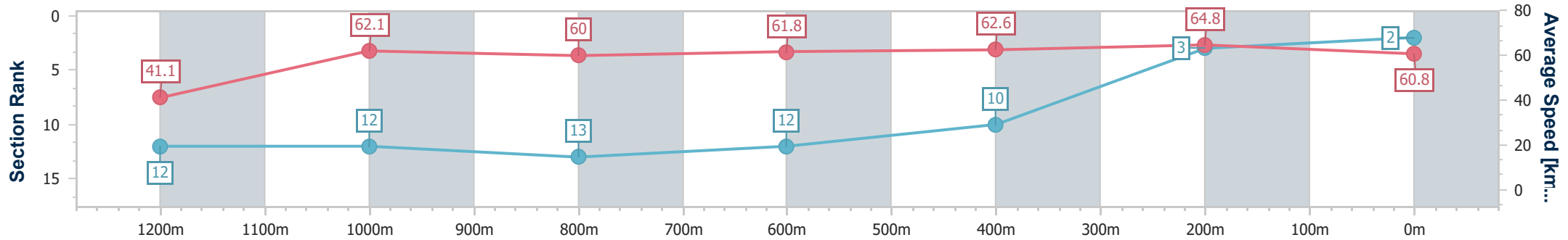
Sunshine Coast QLD Professional
Race 3: ACCESS INSULATION SUNSHINE COAST Maiden Plate - 1300m



01 January 2023 - 14:29

Track Rating: GOOD (4), Weather: Fine, Rail Position: 3 METRES ENTIRE COURSE

Section	Overall	1200m	1000m	800m	600m	400m	200m
Section Times	1:19.27 [2] (0:08.71)	1:10.56 [12] (0:11.80)	0:58.76 [12] (0:12.16)	0:46.60 [13] (0:11.85)	0:34.75 [12] (0:11.71)	0:23.04 [10] (0:11.16)	0:11.88 [3] (0:11.88)
Average Speed [km/h]	41.1	62.1	60.0	61.8	62.6	64.8	60.8
Top Speed [km/h]	57.2	65.0	63.3	64.3	64.8	65.5	64.6
Avg. Dist. to Rail [m]	12.2	4.9	4.2	2.7	3.6	6.4	7.6
Avg. Stride Freq. [Hz]	2.1	2.3	2.3	2.3	2.3	2.4	2.3
Avg. Stride Length [m]	5.6	7.3	7.4	7.5	7.4	7.6	7.3



- [] Ranking at each section and finish
- .-.- No data available at this section
- NA No data available



Horse/Jockey Name	Mon Cadeau
Final Rank	3
Fastest Section Time (Section)	0:08.26 (Overall)
Top Speed [km/h] (Section)	65.0 (1200m)
Race State	Finished



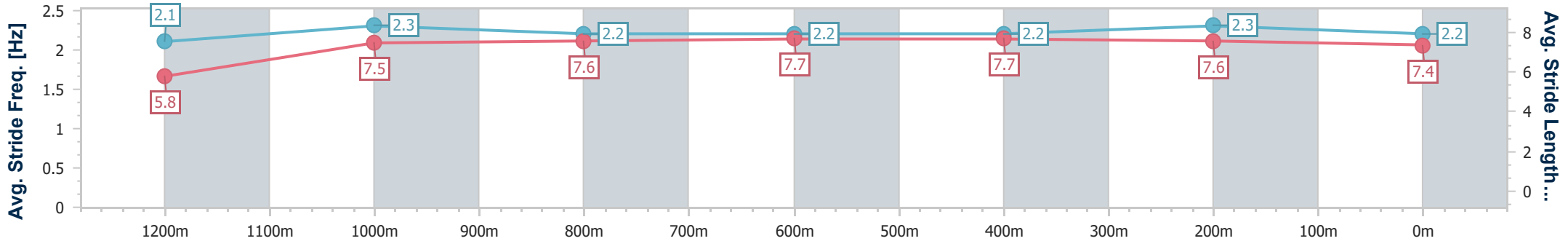
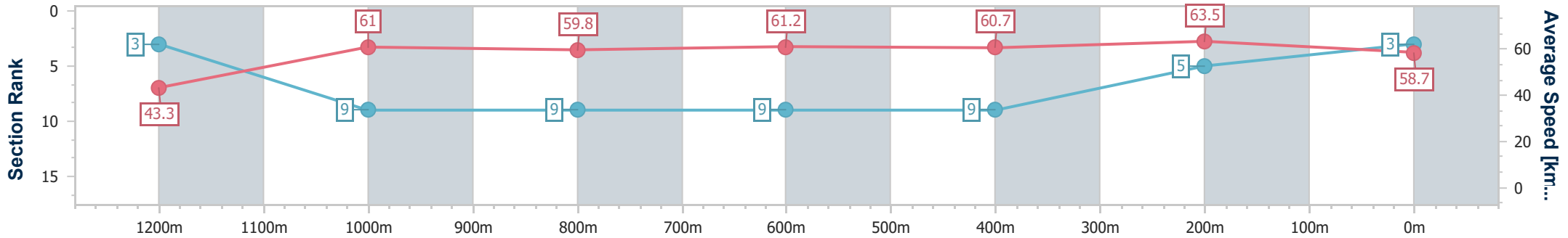
Sunshine Coast QLD Professional
Race 3: ACCESS INSULATION SUNSHINE COAST Maiden Plate - 1300m



01 January 2023 - 14:29

Track Rating: GOOD (4), Weather: Fine, Rail Position: 3 METRES
ENTIRE COURSE

Section	Overall	1200m	1000m	800m	600m	400m	200m
Section Times	1:19.86 [3] (0:08.26)	1:11.60 [3] (0:11.86)	0:59.74 [9] (0:12.13)	0:47.61 [9] (0:11.90)	0:35.71 [9] (0:12.05)	0:23.66 [9] (0:11.36)	0:12.30 [5] (0:12.30)
Average Speed [km/h]	43.3	61.0	59.8	61.2	60.7	63.5	58.7
Top Speed [km/h]	58.6	65.0	62.4	62.0	62.0	64.5	63.4
Avg. Dist. to Rail [m]	7.1	3.6	2.9	1.9	2.4	3.3	2.9
Avg. Stride Freq. [Hz]	2.1	2.3	2.2	2.2	2.2	2.3	2.2
Avg. Stride Length [m]	5.8	7.5	7.6	7.7	7.7	7.6	7.4



- [] Ranking at each section and finish
- .-.- No data available at this section
- NA No data available



Horse/Jockey Name	My Dog Diesel
Final Rank	4
Fastest Section Time (Section)	0:08.22 (Overall)
Top Speed [km/h] (Section)	66.9 (1200m)
Race State	Finished

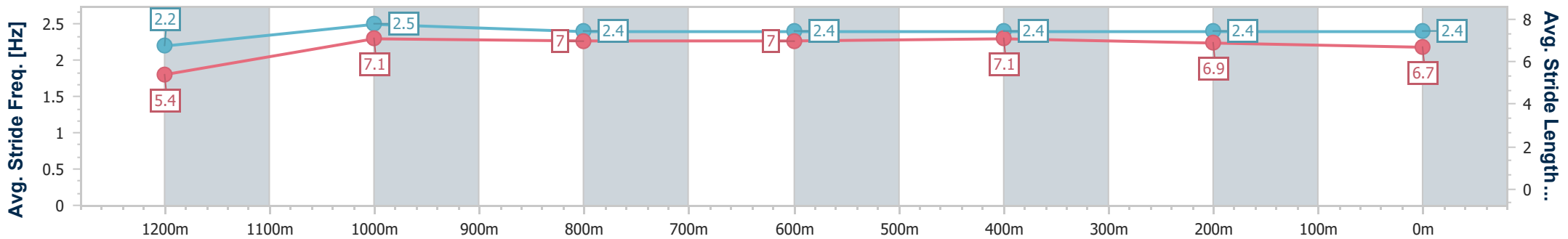
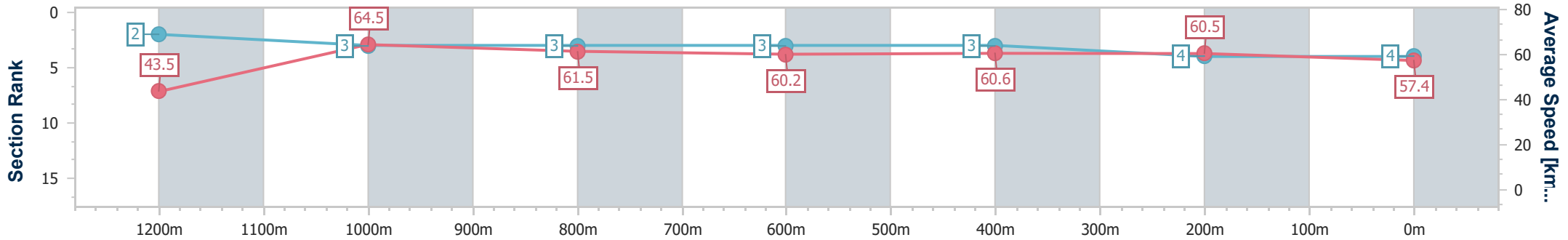


Sunshine Coast QLD Professional
 Race 3: ACCESS INSULATION SUNSHINE COAST Maiden Plate - 1300m
 SCTC SUNSHINE COAST TURF CLUB

01 January 2023 - 14:29

Track Rating: GOOD (4), Weather: Fine, Rail Position: 3 METRES
 ENTIRE COURSE

Section	Overall	1200m	1000m	800m	600m	400m	200m
Section Times	1:19.97 [4] (0:08.22)	1:11.75 [2] (0:11.40)	1:00.35 [3] (0:11.81)	0:48.54 [3] (0:12.08)	0:36.46 [3] (0:11.99)	0:24.47 [3] (0:11.92)	0:12.55 [4] (0:12.55)
Average Speed [km/h]	43.5	64.5	61.5	60.2	60.6	60.5	57.4
Top Speed [km/h]	59.7	66.9	65.7	60.9	61.2	61.3	59.9
Avg. Dist. to Rail [m]	11.0	5.7	2.9	1.8	1.1	2.9	5.0
Avg. Stride Freq. [Hz]	2.2	2.5	2.4	2.4	2.4	2.4	2.4
Avg. Stride Length [m]	5.4	7.1	7.0	7.0	7.1	6.9	6.7



- [] Ranking at each section and finish
- .-.- No data available at this section
- NA No data available



Horse/Jockey Name	Super Shares
Final Rank	5
Fastest Section Time (Section)	0:08.34 (Overall)
Top Speed [km/h] (Section)	66.2 (1200m)
Race State	Finished

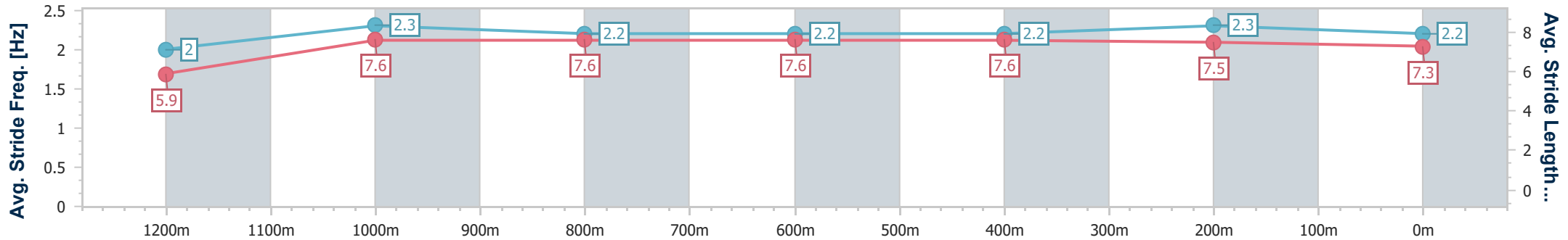
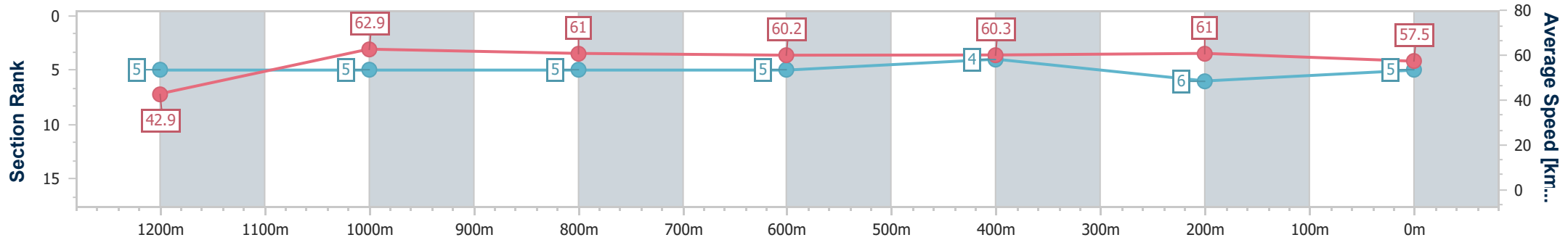


Sunshine Coast QLD Professional
 Race 3: ACCESS INSULATION SUNSHINE COAST Maiden Plate - 1300m
 SCTC SUNSHINE COAST TURF CLUB

01 January 2023 - 14:29

Track Rating: GOOD (4), Weather: Fine, Rail Position: 3 METRES ENTIRE COURSE

Section	Overall	1200m	1000m	800m	600m	400m	200m
Section Times	1:20.12 [5] (0:08.34)	1:11.78 [5] (0:11.55)	1:00.23 [5] (0:11.89)	0:48.34 [5] (0:11.96)	0:36.38 [5] (0:11.96)	0:24.42 [4] (0:11.84)	0:12.58 [6] (0:12.58)
Average Speed [km/h]	42.9	62.9	61.0	60.2	60.3	61.0	57.5
Top Speed [km/h]	58.8	66.2	65.0	61.1	61.1	62.1	60.6
Avg. Dist. to Rail [m]	8.6	5.1	3.1	0.6	0.4	3.0	5.6
Avg. Stride Freq. [Hz]	2.0	2.3	2.2	2.2	2.2	2.3	2.2
Avg. Stride Length [m]	5.9	7.6	7.6	7.6	7.6	7.5	7.3



- [] Ranking at each section and finish
- .-.- No data available at this section
- NA No data available



Horse/Jockey Name	Sankeliskar
Final Rank	6
Fastest Section Time (Section)	0:08.68 (Overall)
Top Speed [km/h] (Section)	65.0 (1000m)
Race State	Finished



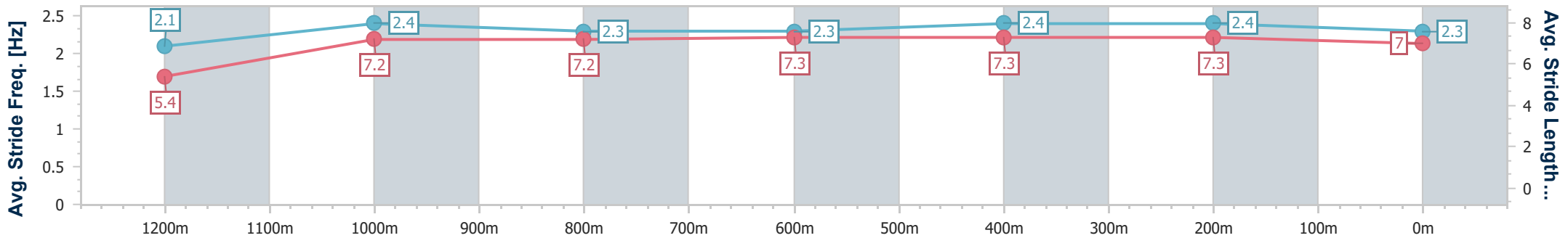
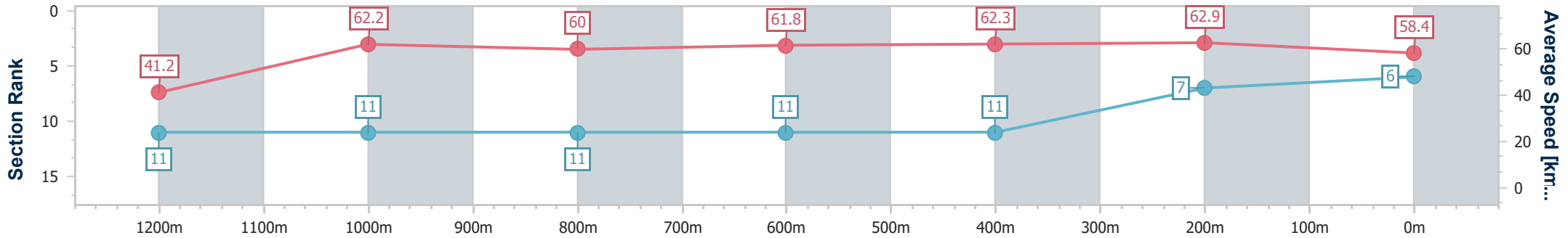
Sunshine Coast QLD Professional
 Race 3: ACCESS INSULATION SUNSHINE COAST Maiden Plate - 1300m



01 January 2023 - 14:29

Track Rating: GOOD (4), Weather: Fine, Rail Position: 3 METRES
 ENTIRE COURSE

Section	Overall	1200m	1000m	800m	600m	400m	200m
Section Times	1:20.16 [6] (0:08.68)	1:11.48 [11] (0:11.70)	0:59.78 [11] (0:12.11)	0:47.67 [11] (0:11.86)	0:35.81 [11] (0:11.90)	0:23.91 [11] (0:11.51)	0:12.40 [7] (0:12.40)
Average Speed [km/h]	41.2	62.2	60.0	61.8	62.3	62.9	58.4
Top Speed [km/h]	57.2	64.9	65.0	63.0	63.0	63.7	62.2
Avg. Dist. to Rail [m]	13.8	6.2	3.4	2.4	4.4	6.0	7.4
Avg. Stride Freq. [Hz]	2.1	2.4	2.3	2.3	2.4	2.4	2.3
Avg. Stride Length [m]	5.4	7.2	7.2	7.3	7.3	7.3	7.0



- [] Ranking at each section and finish
- .-.- No data available at this section
- NA No data available



Horse/Jockey Name	Giselle's Gamble
Final Rank	7
Fastest Section Time (Section)	0:08.40 (Overall)
Top Speed [km/h] (Section)	68.3 (1000m)
Race State	Finished



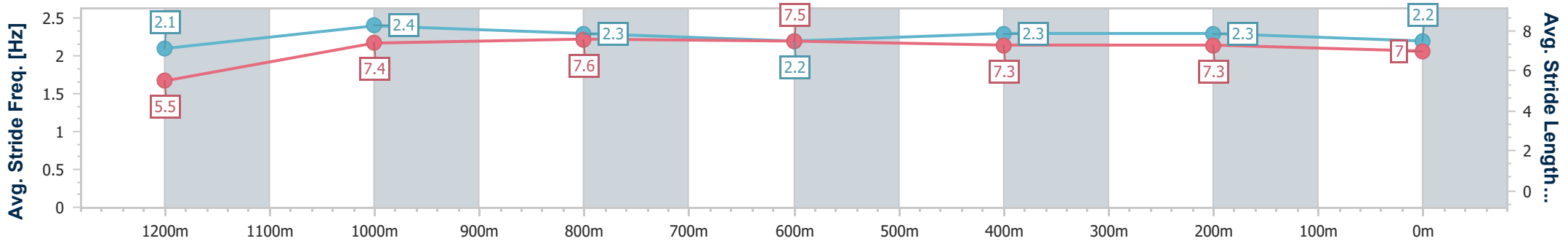
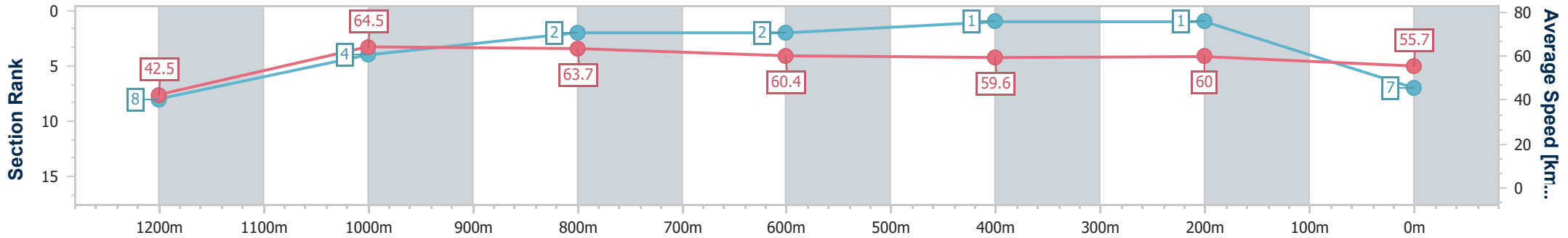
Sunshine Coast QLD Professional
 Race 3: ACCESS INSULATION SUNSHINE COAST Maiden Plate - 1300m



01 January 2023 - 14:29

Track Rating: GOOD (4), Weather: Fine, Rail Position: 3 METRES
 ENTIRE COURSE

Section	Overall	1200m	1000m	800m	600m	400m	200m
Section Times	1:20.16 [7] (0:08.40)	1:11.76 [8] (0:11.23)	1:00.53 [4] (0:11.41)	0:49.12 [2] (0:12.07)	0:37.05 [2] (0:12.08)	0:24.97 [1] (0:12.01)	0:12.96 [1] (0:12.96)
Average Speed [km/h]	42.5	64.5	63.7	60.4	59.6	60.0	55.7
Top Speed [km/h]	59.1	68.1	68.3	62.8	60.5	60.5	59.5
Avg. Dist. to Rail [m]	9.5	6.5	4.1	2.3	1.4	2.2	3.5
Avg. Stride Freq. [Hz]	2.1	2.4	2.3	2.2	2.3	2.3	2.2
Avg. Stride Length [m]	5.5	7.4	7.6	7.5	7.3	7.3	7.0



- [] Ranking at each section and finish
- .-.- No data available at this section
- NA No data available



Horse/Jockey Name	A Devil's Chance
Final Rank	8
Fastest Section Time (Section)	0:09.30 (Overall)
Top Speed [km/h] (Section)	65.0 (1200m)
Race State	Finished



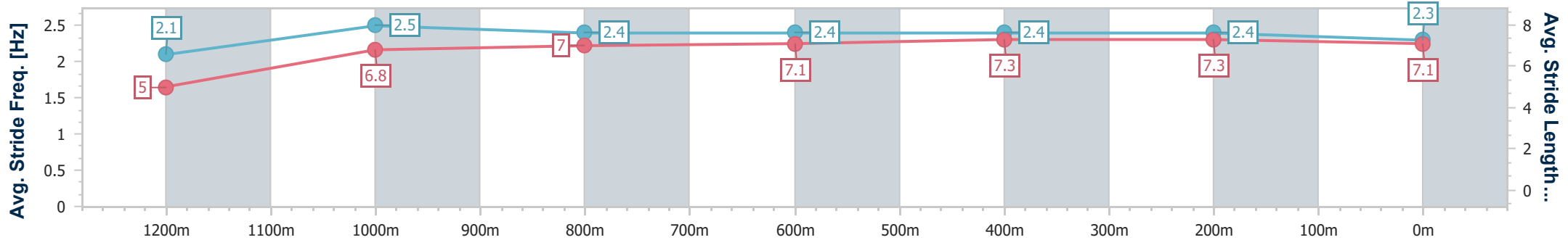
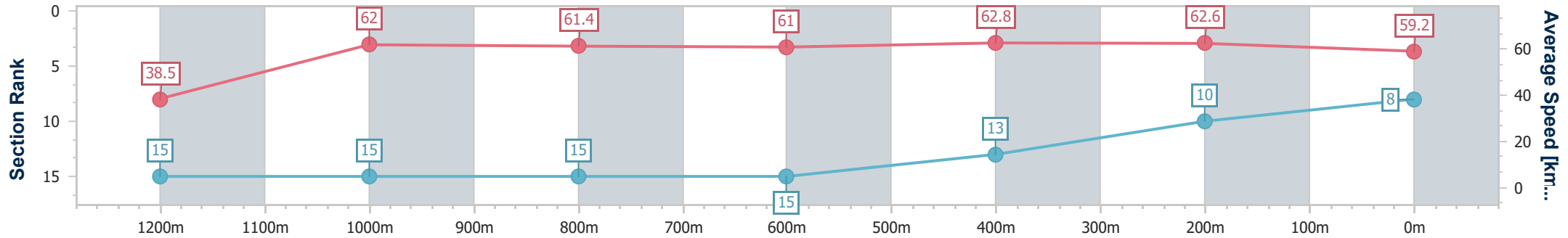
Sunshine Coast QLD Professional
Race 3: ACCESS INSULATION SUNSHINE COAST Maiden Plate - 1300m



01 January 2023 - 14:29

Track Rating: GOOD (4), Weather: Fine, Rail Position: 3 METRES
ENTIRE COURSE

Section	Overall	1200m	1000m	800m	600m	400m	200m
Section Times	1:20.22 [8] (0:09.30)	1:10.92 [15] (0:11.84)	0:59.08 [15] (0:11.84)	0:47.24 [15] (0:11.96)	0:35.28 [15] (0:11.59)	0:23.69 [13] (0:11.51)	0:12.18 [10] (0:12.18)
Average Speed [km/h]	38.5	62.0	61.4	61.0	62.8	62.6	59.2
Top Speed [km/h]	54.2	65.0	64.8	63.0	64.0	63.1	62.8
Avg. Dist. to Rail [m]	14.8	5.7	3.2	2.1	1.7	1.3	2.3
Avg. Stride Freq. [Hz]	2.1	2.5	2.4	2.4	2.4	2.4	2.3
Avg. Stride Length [m]	5.0	6.8	7.0	7.1	7.3	7.3	7.1



- [] Ranking at each section and finish
- .-.- No data available at this section
- NA No data available



Horse/Jockey Name	Warthog
Final Rank	9
Fastest Section Time (Section)	0:08.10 (Overall)
Top Speed [km/h] (Section)	66.7 (1200m)
Race State	Finished



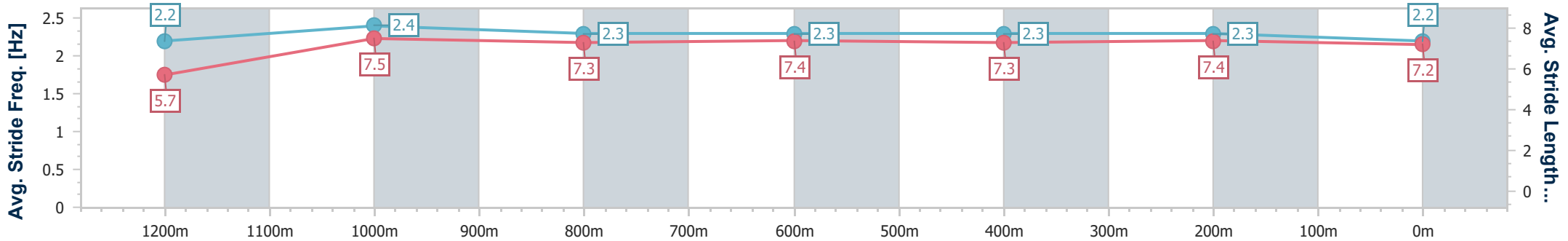
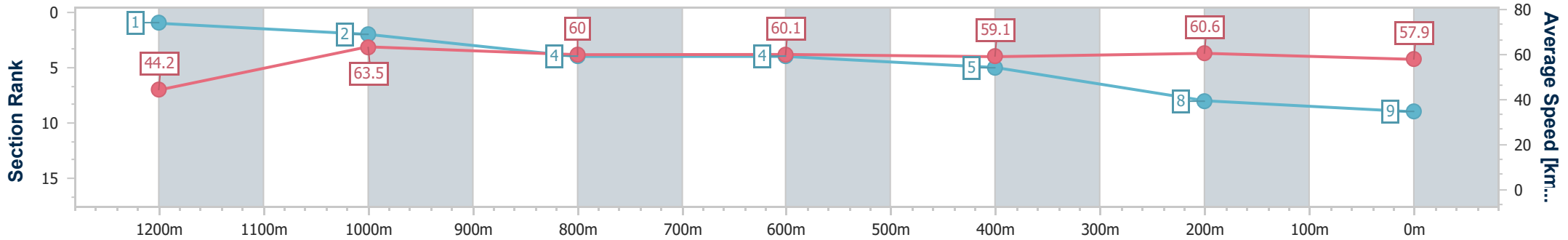
Sunshine Coast QLD Professional
 Race 3: ACCESS INSULATION SUNSHINE COAST Maiden Plate - 1300m



01 January 2023 - 14:29

Track Rating: GOOD (4), Weather: Fine, Rail Position: 3 METRES
 ENTIRE COURSE

Section	Overall	1200m	1000m	800m	600m	400m	200m
Section Times	1:20.34 [9] (0:08.10)	1:12.24 [1] (0:11.47)	1:00.77 [2] (0:12.06)	0:48.71 [4] (0:12.09)	0:36.62 [4] (0:12.21)	0:24.41 [5] (0:11.90)	0:12.51 [8] (0:12.51)
Average Speed [km/h]	44.2	63.5	60.0	60.1	59.1	60.6	57.9
Top Speed [km/h]	60.5	66.7	65.3	60.5	60.5	61.2	60.5
Avg. Dist. to Rail [m]	9.4	4.5	2.1	1.3	0.4	1.0	3.6
Avg. Stride Freq. [Hz]	2.2	2.4	2.3	2.3	2.3	2.3	2.2
Avg. Stride Length [m]	5.7	7.5	7.3	7.4	7.3	7.4	7.2



- [] Ranking at each section and finish
- .-.- No data available at this section
- NA No data available



Horse/Jockey Name	Feeling Toffy
Final Rank	10
Fastest Section Time (Section)	0:08.89 (Overall)
Top Speed [km/h] (Section)	64.6 (1000m)
Race State	Finished



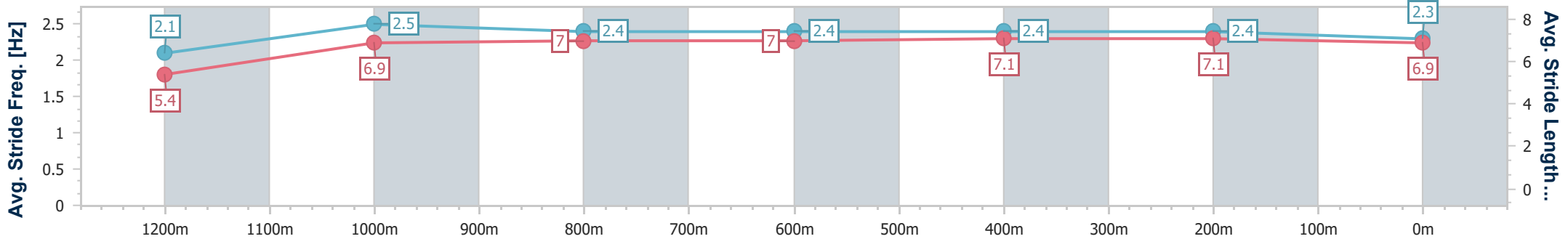
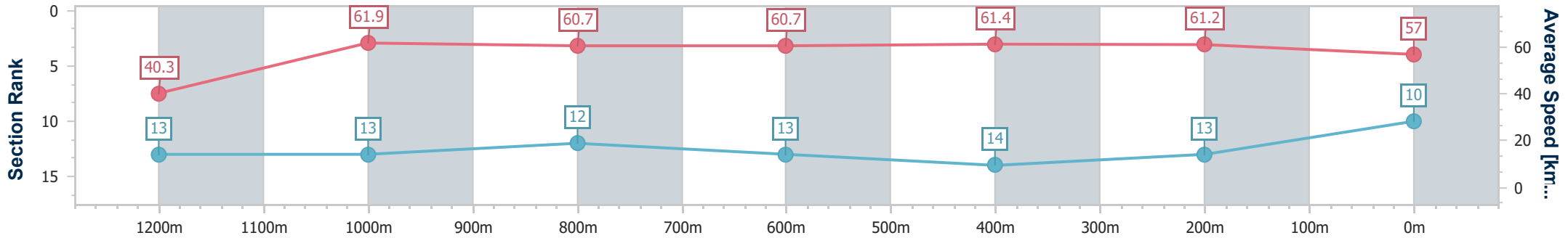
Sunshine Coast QLD Professional
Race 3: ACCESS INSULATION SUNSHINE COAST Maiden Plate - 1300m



01 January 2023 - 14:29

Track Rating: GOOD (4), Weather: Fine, Rail Position: 3 METRES ENTIRE COURSE

Section	Overall	1200m	1000m	800m	600m	400m	200m
Section Times	1:21.00 [10] (0:08.89)	1:12.11 [13] (0:11.74)	1:00.37 [13] (0:11.93)	0:48.44 [12] (0:11.99)	0:36.45 [13] (0:11.94)	0:24.51 [14] (0:11.82)	0:12.69 [13] (0:12.69)
Average Speed [km/h]	40.3	61.9	60.7	60.7	61.4	61.2	57.0
Top Speed [km/h]	56.0	64.4	64.6	62.1	62.6	62.4	59.9
Avg. Dist. to Rail [m]	11.4	3.3	2.2	1.5	2.5	5.2	4.7
Avg. Stride Freq. [Hz]	2.1	2.5	2.4	2.4	2.4	2.4	2.3
Avg. Stride Length [m]	5.4	6.9	7.0	7.0	7.1	7.1	6.9



- [] Ranking at each section and finish
- .-.- No data available at this section
- NA No data available



Horse/Jockey Name	Deltasphere
Final Rank	11
Fastest Section Time (Section)	0:08.47 (Overall)
Top Speed [km/h] (Section)	66.7 (1200m)
Race State	Finished



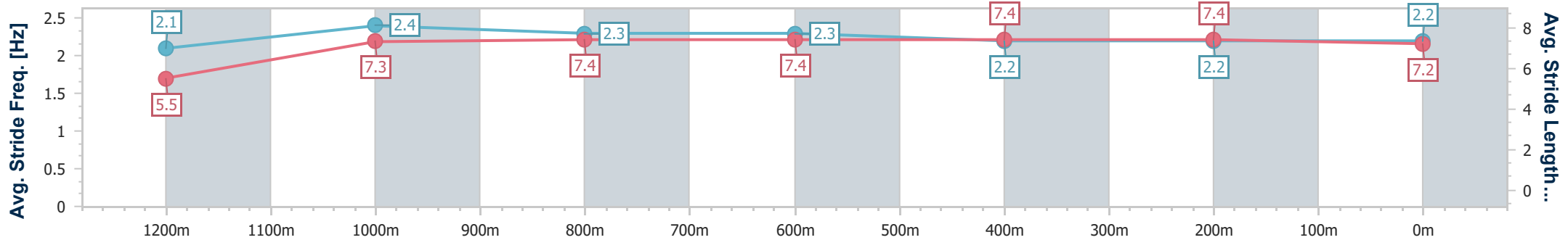
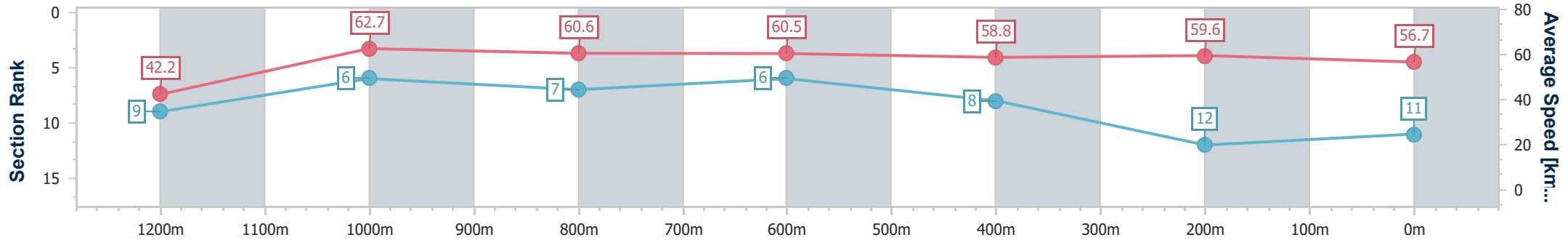
Sunshine Coast QLD Professional
Race 3: ACCESS INSULATION SUNSHINE COAST Maiden Plate - 1300m



01 January 2023 - 14:29

Track Rating: GOOD (4), Weather: Fine, Rail Position: 3 METRES ENTIRE COURSE

Section	Overall	1200m	1000m	800m	600m	400m	200m
Section Times	1:21.04 [11] (0:08.47)	1:12.57 [9] (0:11.52)	1:01.05 [6] (0:11.95)	0:49.10 [7] (0:11.99)	0:37.11 [6] (0:12.25)	0:24.86 [8] (0:12.12)	0:12.74 [12] (0:12.74)
Average Speed [km/h]	42.2	62.7	60.6	60.5	58.8	59.6	56.7
Top Speed [km/h]	58.8	66.7	64.8	61.1	60.8	60.1	59.0
Avg. Dist. to Rail [m]	4.9	2.2	1.8	1.0	0.2	1.5	2.6
Avg. Stride Freq. [Hz]	2.1	2.4	2.3	2.3	2.2	2.2	2.2
Avg. Stride Length [m]	5.5	7.3	7.4	7.4	7.4	7.4	7.2



- [] Ranking at each section and finish
- .-.- No data available at this section
- NA No data available



Horse/Jockey Name	Designated Surviva
Final Rank	12
Fastest Section Time (Section)	0:08.38 (Overall)
Top Speed [km/h] (Section)	65.8 (1200m)
Race State	Finished

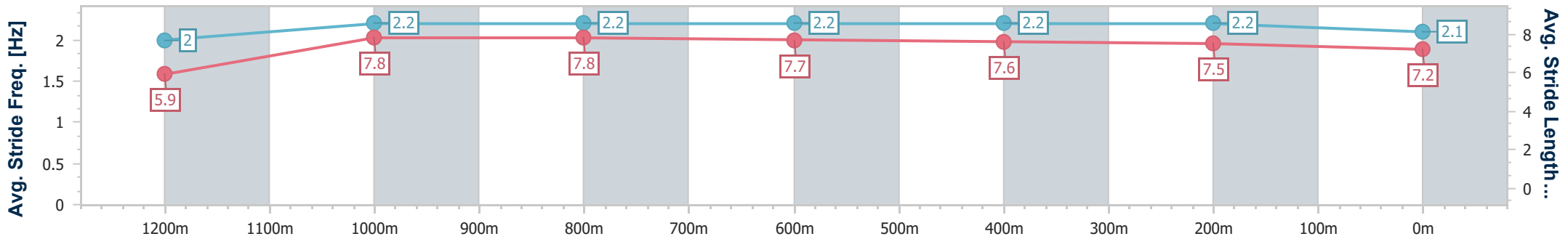
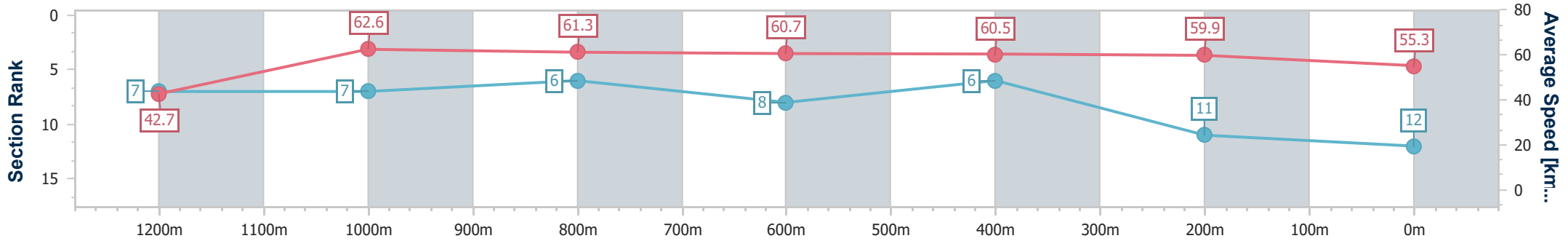


Sunshine Coast QLD Professional
 Race 3: ACCESS INSULATION SUNSHINE COAST Maiden Plate - 1300m
 SCTC SUNSHINE COAST TURF CLUB

01 January 2023 - 14:29

Track Rating: GOOD (4), Weather: Fine, Rail Position: 3 METRES
 ENTIRE COURSE

Section	Overall	1200m	1000m	800m	600m	400m	200m
Section Times	1:21.08 [12] (0:08.38)	1:12.70 [7] (0:11.63)	1:01.07 [7] (0:11.88)	0:49.19 [6] (0:12.06)	0:37.13 [8] (0:12.03)	0:25.10 [6] (0:12.02)	0:13.08 [11] (0:13.08)
Average Speed [km/h]	42.7	62.6	61.3	60.7	60.5	59.9	55.3
Top Speed [km/h]	58.8	65.8	64.9	61.6	61.6	60.9	59.5
Avg. Dist. to Rail [m]	13.5	7.5	4.2	2.7	1.5	3.5	4.9
Avg. Stride Freq. [Hz]	2.0	2.2	2.2	2.2	2.2	2.2	2.1
Avg. Stride Length [m]	5.9	7.8	7.8	7.7	7.6	7.5	7.2



- [] Ranking at each section and finish
- .-.- No data available at this section
- NA No data available

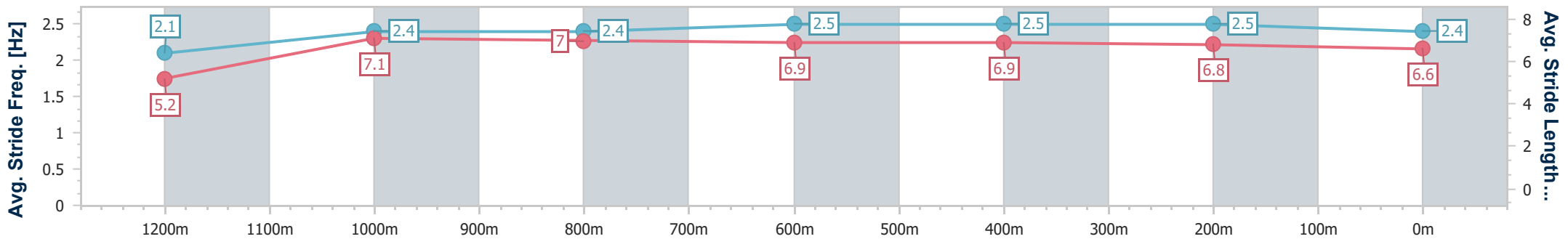
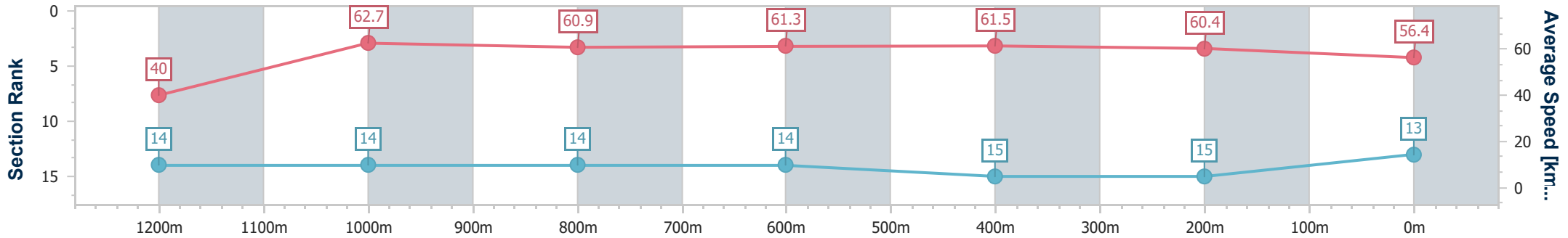


Horse/Jockey Name	Pressure And Time
Final Rank	13
Fastest Section Time (Section)	0:08.94 (Overall)
Top Speed [km/h] (Section)	65.1 (1200m)
Race State	Finished



Sunshine Coast QLD Professional
Race 3: ACCESS INSULATION SUNSHINE COAST Maiden Plate - 1300m
 SCTC SUNSHINE COAST TURF CLUB
 01 January 2023 - 14:29
 Track Rating: GOOD (4), Weather: Fine, Rail Position: 3 METRES ENTIRE COURSE

Section	Overall	1200m	1000m	800m	600m	400m	200m
Section Times	1:21.40 [13] (0:08.94)	1:12.46 [14] (0:11.75)	1:00.71 [14] (0:12.01)	0:48.70 [14] (0:12.01)	0:36.69 [14] (0:11.94)	0:24.75 [15] (0:11.95)	0:12.80 [15] (0:12.80)
Average Speed [km/h]	40.0	62.7	60.9	61.3	61.5	60.4	56.4
Top Speed [km/h]	54.4	65.1	64.8	61.8	61.9	61.7	59.6
Avg. Dist. to Rail [m]	15.9	5.6	5.1	3.8	3.1	3.7	4.8
Avg. Stride Freq. [Hz]	2.1	2.4	2.4	2.5	2.5	2.5	2.4
Avg. Stride Length [m]	5.2	7.1	7.0	6.9	6.9	6.8	6.6



- [] Ranking at each section and finish
- .-.- No data available at this section
- NA No data available



Horse/Jockey Name	Pride An' Joy
Final Rank	14
Fastest Section Time (Section)	0:08.35 (Overall)
Top Speed [km/h] (Section)	70.5 (1200m)
Race State	Finished

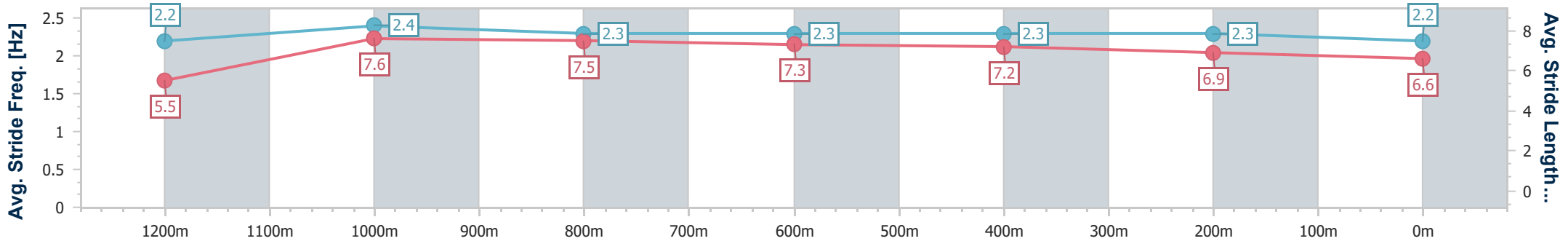
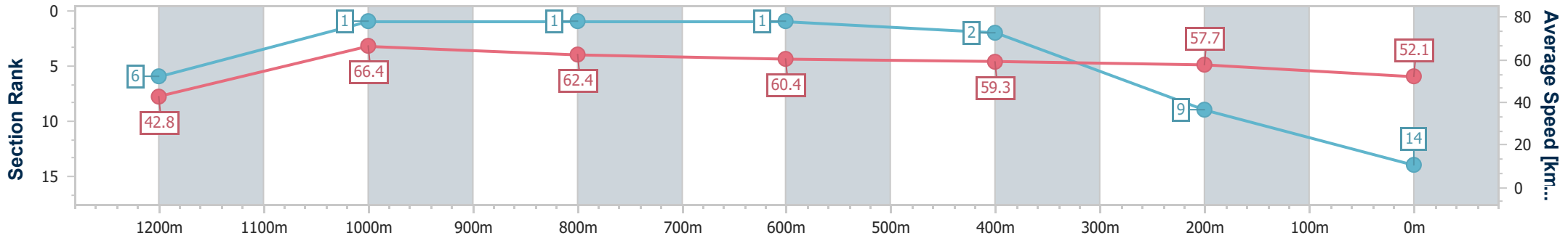


Sunshine Coast QLD Professional
 Race 3: ACCESS INSULATION SUNSHINE COAST Maiden Plate - 1300m
 SCTC SUNSHINE COAST TURF CLUB

01 January 2023 - 14:29

Track Rating: GOOD (4), Weather: Fine, Rail Position: 3 METRES
 ENTIRE COURSE

Section	Overall	1200m	1000m	800m	600m	400m	200m
Section Times	1:21.60 [14] (0:08.35)	1:13.25 [6] (0:11.04)	1:02.21 [1] (0:11.60)	0:50.61 [1] (0:12.06)	0:38.55 [1] (0:12.22)	0:26.33 [2] (0:12.48)	0:13.85 [9] (0:13.85)
Average Speed [km/h]	42.8	66.4	62.4	60.4	59.3	57.7	52.1
Top Speed [km/h]	60.0	70.5	66.9	63.4	59.9	59.4	56.5
Avg. Dist. to Rail [m]	16.8	6.8	2.0	2.1	1.3	0.4	0.3
Avg. Stride Freq. [Hz]	2.2	2.4	2.3	2.3	2.3	2.3	2.2
Avg. Stride Length [m]	5.5	7.6	7.5	7.3	7.2	6.9	6.6



- [] Ranking at each section and finish
- .-.- No data available at this section
- NA No data available



Horse/Jockey Name	Superdini
Final Rank	15
Fastest Section Time (Section)	0:08.58 (Overall)
Top Speed [km/h] (Section)	65.4 (1200m)
Race State	Finished

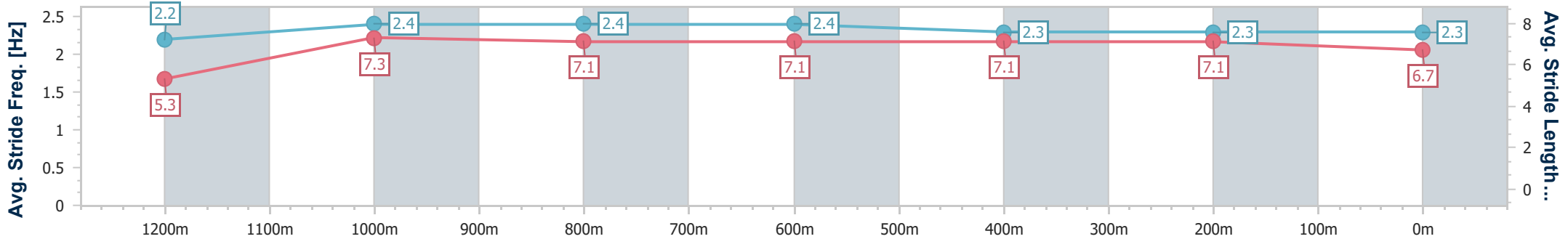
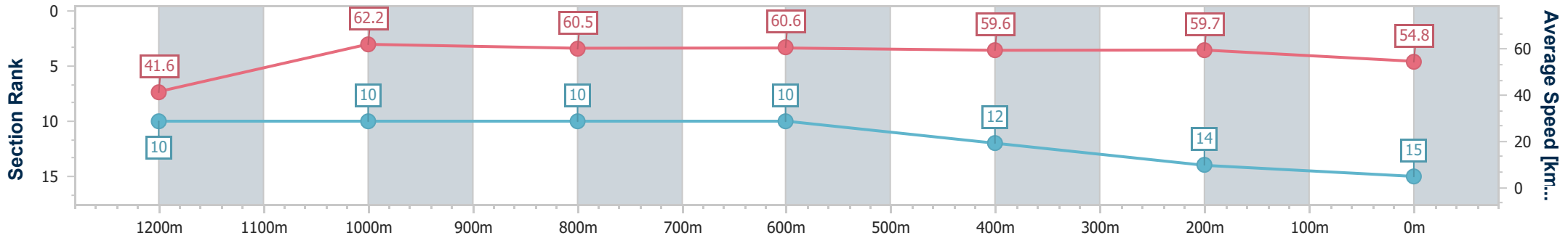


Sunshine Coast QLD Professional
 Race 3: ACCESS INSULATION SUNSHINE COAST Maiden Plate - 1300m
 SCTC SUNSHINE COAST TURF CLUB

01 January 2023 - 14:29

Track Rating: GOOD (4), Weather: Fine, Rail Position: 3 METRES
 ENTIRE COURSE

Section	Overall	1200m	1000m	800m	600m	400m	200m
Section Times	1:21.64 [15] (0:08.58)	1:13.06 [10] (0:11.77)	1:01.29 [10] (0:11.96)	0:49.33 [10] (0:11.93)	0:37.40 [10] (0:12.15)	0:25.25 [12] (0:12.08)	0:13.17 [14] (0:13.17)
Average Speed [km/h]	41.6	62.2	60.5	60.6	59.6	59.7	54.8
Top Speed [km/h]	58.5	65.4	63.0	61.5	61.6	61.1	58.4
Avg. Dist. to Rail [m]	10.7	5.1	2.1	0.5	0.8	3.4	3.9
Avg. Stride Freq. [Hz]	2.2	2.4	2.4	2.4	2.3	2.3	2.3
Avg. Stride Length [m]	5.3	7.3	7.1	7.1	7.1	7.1	6.7



- [] Ranking at each section and finish
- .-.- No data available at this section
- NA No data available