



# Toowoomba QLD Professional

## Race 2: MURDOCH LAWYERS Maiden Handicap - 1300m

31 December 2022 - 18:01



Track Rating: Good 3, Weather: Overcast, Rail Position: True Entire

Section		Field Times										Last 600m				
Overall		1200m	1000m	800m	600m	400m						0:36.12				
1:18.88 (0:08.32)		1:10.56 (0:11.17)	0:59.39 (0:11.36)	0:48.03 (0:11.91)	0:36.12 (0:12.07)	0:24.05 (0:11.83)										
Rank	TAB	Horse/Jockey	Barrier	Top Speed [km/h]	Fastest Section											Distance Travelled [m]
1	2	HILL BILLY FLYER Isabella Rabjones	9	66.5 1200m	0:08.47 Overall	1:18.88 [1] (0:08.47)	1:10.41 [2] (0:11.02)	0:59.39 [1] (0:11.36)	0:48.03 [2] (0:11.91)	0:36.12 [1] (0:12.07)	0:24.05 [1] (0:11.83)	0:36.12				
2	10	GATEWAYS Wanderson D'Avila	1	65.2 1200m	0:08.65 Overall	1:19.50 [2] (0:08.65)	1:10.85 [6] (0:11.37)	0:59.48 [7] (0:11.26)	0:48.22 [5] (0:11.83)	0:36.39 [5] (0:12.11)	0:24.28 [5] (0:12.15)	0:36.39 +3				
3	9	HEART OF MARBLE Taylor Marshall	11	65.0 1200m	0:09.29 Overall	1:19.50 [3] (0:09.29)	1:10.21 [9] (0:11.29)	0:58.92 [9] (0:11.19)	0:47.73 [9] (0:11.68)	0:36.05 [8] (0:12.00)	0:24.05 [6] (0:12.00)	0:36.05 -7				
4	5	TOMBOY'S SPIRIT Nathan Evans	8	64.5 1000m	0:08.32 Overall	1:19.68 [4] (0:08.32)	1:11.36 [1] (0:11.31)	1:00.05 [3] (0:11.42)	0:48.63 [3] (0:11.94)	0:36.69 [3] (0:12.13)	0:24.56 [3] (0:12.27)	0:36.69 +4				
5	1	AZURE PRIDE Jake Molloy	3	65.9 1000m	0:08.58 Overall	1:19.74 [5] (0:08.58)	1:11.16 [3] (0:11.46)	0:59.70 [6] (0:11.33)	0:48.37 [6] (0:11.86)	0:36.51 [6] (0:12.19)	0:24.32 [7] (0:12.24)	0:36.51 +3				
6	7	THINK I'M READY Stephanie Lacy	2	65.5 1000m	0:08.67 Overall	1:20.28 [6] (0:08.67)	1:11.61 [5] (0:11.18)	1:00.43 [4] (0:11.33)	0:49.10 [4] (0:11.89)	0:37.21 [4] (0:12.19)	0:25.02 [4] (0:12.29)	0:37.21 -3				
7	11	LICENCE TO ROCK Georgina Cartwright	4	66.3 1200m	0:09.20 Overall	1:20.50 [7] (0:09.20)	1:11.30 [8] (0:11.29)	1:00.01 [8] (0:11.38)	0:48.63 [8] (0:11.71)	0:36.92 [7] (0:12.27)	0:24.65 [8] (0:12.17)	0:36.92 +0				
8	6	CHEERS MATE Montanna Savva	6	68.8 1200m	0:08.64 Overall	1:20.59 [8] (0:08.64)	1:11.95 [4] (0:10.88)	1:01.07 [2] (0:11.34)	0:49.73 [1] (0:11.95)	0:37.78 [2] (0:12.21)	0:25.57 [2] (0:12.37)	0:37.78 +0				
9	8	VIKING VICKY Tessa Townsend	5	68.8 1200m	0:08.88 Overall	1:22.35 [9] (0:08.88)	1:13.47 [7] (0:11.12)	1:02.35 [5] (0:11.72)	0:50.63 [7] (0:11.81)	0:38.82 [9] (0:12.26)	0:26.56 [9] (0:13.09)	0:38.82 +3				

Scratched: Sarsen (#3), Braithwaite (#4), Star Of Couteau (#12)

[ ] Ranking at each section and finish  
 -:-:- No data available at this section  
 NA No data available

SCN Saddle cloth number  
 DNF Did not finish  
 DNT Did not track



# Toowoomba QLD Professional

## Race 2: MURDOCH LAWYERS Maiden Handicap - 1300m

31 December 2022 - 18:01



Track Rating: Good 3, Weather: Overcast, Rail Position: True Entire

Section						200m			Last 600m
Field Times						0:12.22			0:36.12
						(0:12.22)			
Rank	TAB	Horse/Jockey	Barrier	Top Speed [km/h]	Fastest Section				Distance Travelled [m]
1	2	<b>HILL BILLY FLYER</b> Isabella Rabjones	9	66.5 1200m	0:08.47 Overall	0:12.22 [1] (0:12.22)		0:36.12	
2	10	<b>GATEWAYS</b> Wanderson D'Avila	1	65.2 1200m	0:08.65 Overall	0:12.13 [5] (0:12.13)		0:36.39	+3
3	9	<b>HEART OF MARBLE</b> Taylor Marshall	11	65.0 1200m	0:09.29 Overall	0:12.05 [3] (0:12.05)		0:36.05	-7
4	5	<b>TOMBOY'S SPIRIT</b> Nathan Evans	8	64.5 1000m	0:08.32 Overall	0:12.29 [4] (0:12.29)		0:36.69	+4
5	1	<b>AZURE PRIDE</b> Jake Molloy	3	65.9 1000m	0:08.58 Overall	0:12.08 [7] (0:12.08)		0:36.51	+3
6	7	<b>THINK I'M READY</b> Stephanie Lacy	2	65.5 1000m	0:08.67 Overall	0:12.73 [6] (0:12.73)		0:37.21	-3
7	11	<b>LICENCE TO ROCK</b> Georgina Cartwright	4	66.3 1200m	0:09.20 Overall	0:12.48 [8] (0:12.48)		0:36.92	+0
8	6	<b>CHEERS MATE</b> Montanna Savva	6	68.8 1200m	0:08.64 Overall	0:13.20 [2] (0:13.20)		0:37.78	+0
9	8	<b>VIKING VICKY</b> Tessa Townsend	5	68.8 1200m	0:08.88 Overall	0:13.47 [9] (0:13.47)		0:38.82	+3

Scratched: Sarsen (#3), Braithwaite (#4), Star Of Couteau (#12)

[ ] Ranking at each section and finish  
 -:-:- No data available at this section  
 NA No data available

SCN Saddle cloth number  
 DNF Did not finish  
 DNT Did not track



Horse/Jockey Name	Hill Billy Flyer
Final Rank	1
Fastest Section Time (Section)	0:08.47 (Overall)
Top Speed [km/h] (Section)	66.5 (1200m)
Race State	Finished



Toowoomba QLD Professional

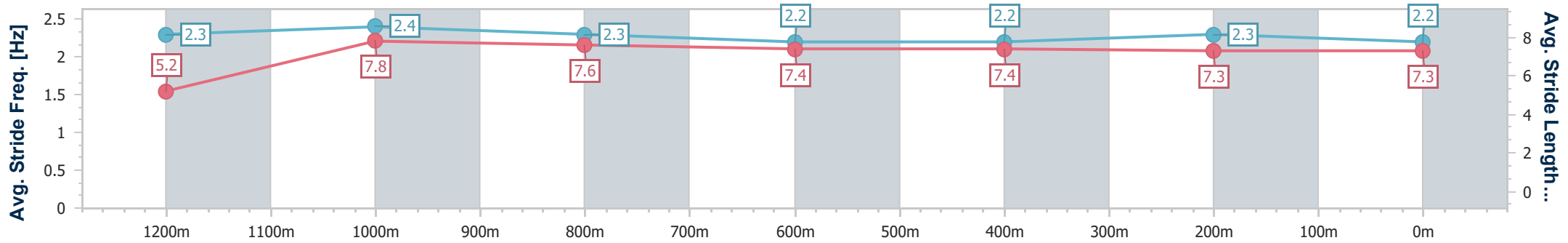
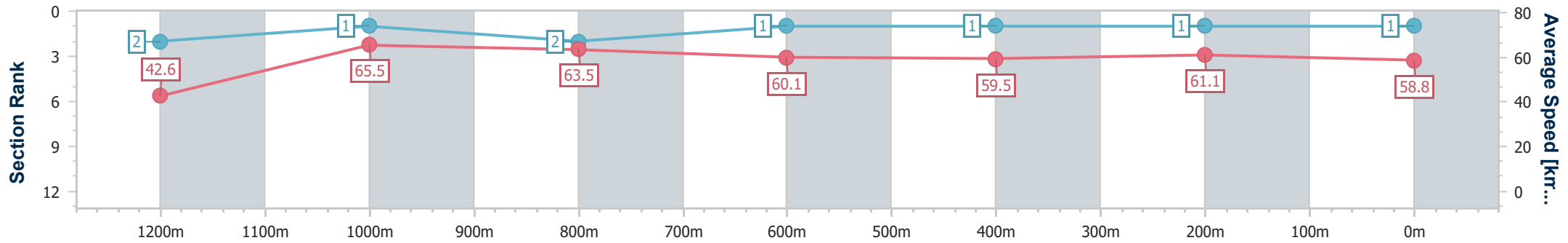
Race 2: MURDOCH LAWYERS Maiden Handicap - 1300m

31 December 2022 - 18:01



Track Rating: Good 3, Weather: Overcast, Rail Position: True Entire

Section	Overall	1200m	1000m	800m	600m	400m	200m
Section Times	1:18.88 [1] (0:08.47)	1:10.41 [2] (0:11.02)	0:59.39 [1] (0:11.36)	0:48.03 [2] (0:11.91)	0:36.12 [1] (0:12.07)	0:24.05 [1] (0:11.83)	0:12.22 [1] (0:12.22)
Average Speed [km/h]	42.6	65.5	63.5	60.1	59.5	61.1	58.8
Top Speed [km/h]	65.6	66.5	66.5	61.9	60.3	61.6	60.8
Avg. Dist. to Rail [m]	6.8	3.3	1.1	1.4	0.6	1.3	0.7
Avg. Stride Freq. [Hz]	2.3	2.4	2.3	2.2	2.2	2.3	2.2
Avg. Stride Length [m]	5.2	7.8	7.6	7.4	7.4	7.3	7.3



- [ ] Ranking at each section and finish
- .-.- No data available at this section
- NA No data available



Horse/Jockey Name	Gateways
Final Rank	2
Fastest Section Time (Section)	0:08.65 (Overall)
Top Speed [km/h] (Section)	65.2 (1200m)
Race State	Finished



### Toowoomba QLD Professional

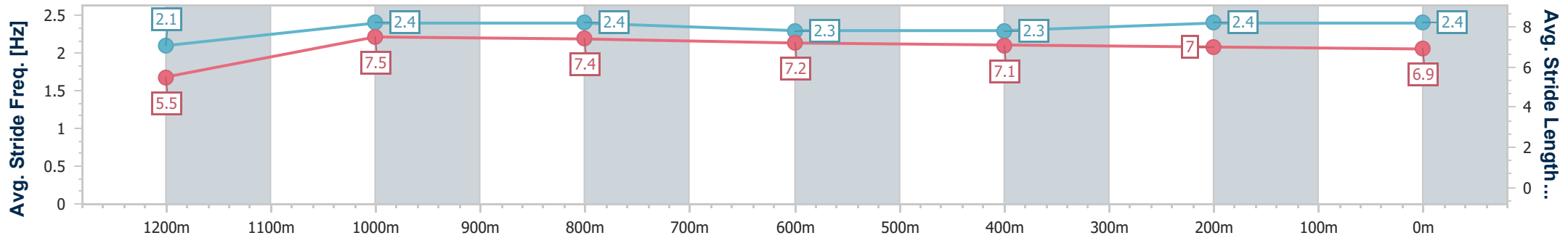
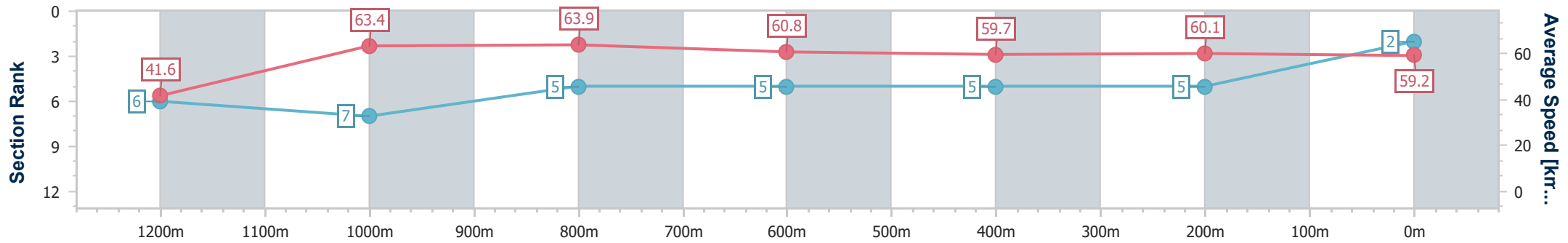
### Race 2: MURDOCH LAWYERS Maiden Handicap - 1300m

31 December 2022 - 18:01



Track Rating: Good 3, Weather: Overcast, Rail Position: True Entire

Section	Overall	1200m	1000m	800m	600m	400m	200m
Section Times	1:19.50 [2] (0:08.65)	1:10.85 [6] (0:11.37)	0:59.48 [7] (0:11.26)	0:48.22 [5] (0:11.83)	0:36.39 [5] (0:12.11)	0:24.28 [5] (0:12.15)	0:12.13 [5] (0:12.13)
Average Speed [km/h]	41.6	63.4	63.9	60.8	59.7	60.1	59.2
Top Speed [km/h]	63.8	65.2	64.9	61.8	61.0	61.5	61.0
Avg. Dist. to Rail [m]	4.0	1.6	0.4	0.4	0.8	4.2	5.2
Avg. Stride Freq. [Hz]	2.1	2.4	2.4	2.3	2.3	2.4	2.4
Avg. Stride Length [m]	5.5	7.5	7.4	7.2	7.1	7.0	6.9



- [ ] Ranking at each section and finish
- .-.- No data available at this section
- NA No data available



Horse/Jockey Name	Heart Of Marble
Final Rank	3
Fastest Section Time (Section)	0:09.29 (Overall)
Top Speed [km/h] (Section)	65.0 (1200m)
Race State	Finished



Toowoomba QLD Professional

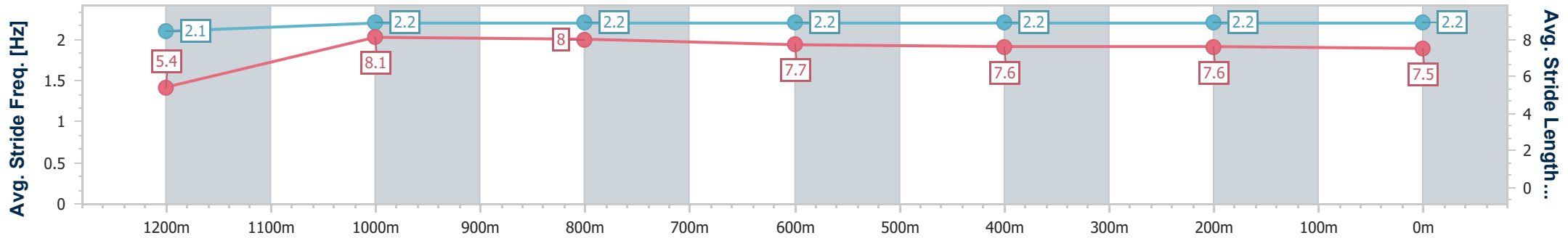
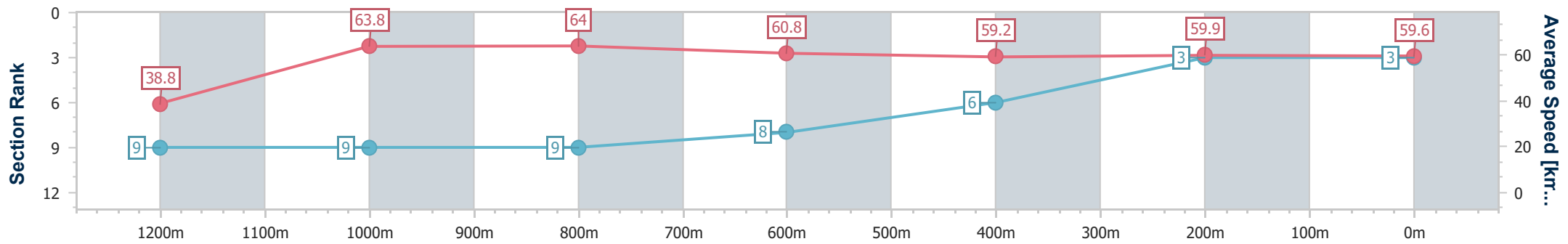
Race 2: MURDOCH LAWYERS Maiden Handicap - 1300m

31 December 2022 - 18:01



Track Rating: Good 3, Weather: Overcast, Rail Position: True Entire

Section	Overall	1200m	1000m	800m	600m	400m	200m
Section Times	1:19.50 [3] (0:09.29)	1:10.21 [9] (0:11.29)	0:58.92 [9] (0:11.19)	0:47.73 [9] (0:11.68)	0:36.05 [8] (0:12.00)	0:24.05 [6] (0:12.00)	0:12.05 [3] (0:12.05)
Average Speed [km/h]	38.8	63.8	64.0	60.8	59.2	59.9	59.6
Top Speed [km/h]	63.7	65.0	64.5	63.7	60.4	60.7	60.1
Avg. Dist. to Rail [m]	7.8	0.6	1.0	3.3	2.8	1.7	2.3
Avg. Stride Freq. [Hz]	2.1	2.2	2.2	2.2	2.2	2.2	2.2
Avg. Stride Length [m]	5.4	8.1	8.0	7.7	7.6	7.6	7.5



- [ ] Ranking at each section and finish
- .-.- No data available at this section
- NA No data available



Horse/Jockey Name	Tomboy's Spirit
Final Rank	4
Fastest Section Time (Section)	0:08.32 (Overall)
Top Speed [km/h] (Section)	64.5 (1000m)
Race State	Finished



### Toowoomba QLD Professional

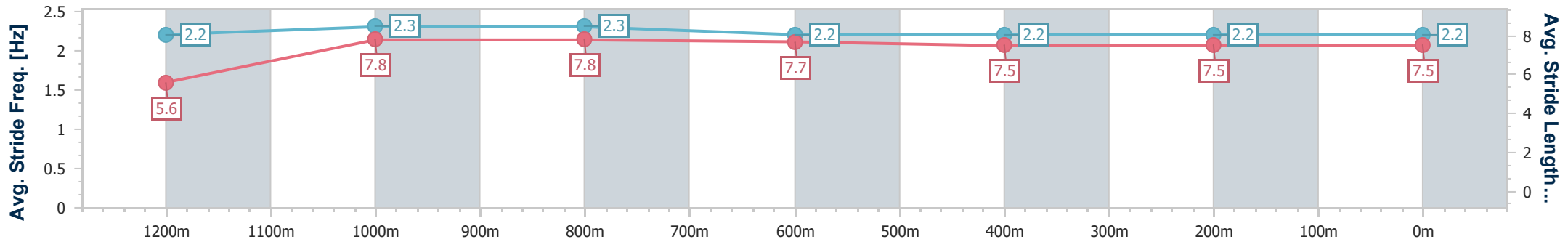
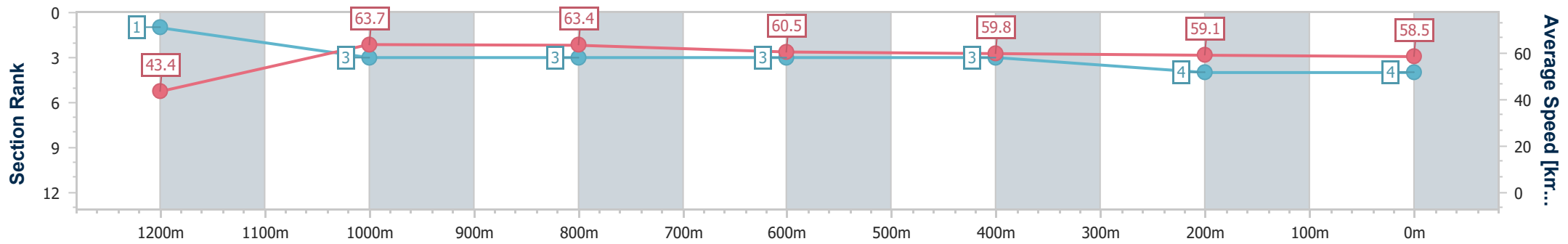
Race 2: MURDOCH LAWYERS Maiden Handicap - 1300m

31 December 2022 - 18:01



Track Rating: Good 3, Weather: Overcast, Rail Position: True Entire

Section	Overall	1200m	1000m	800m	600m	400m	200m
Section Times	1:19.68 [4] (0:08.32)	1:11.36 [1] (0:11.31)	1:00.05 [3] (0:11.42)	0:48.63 [3] (0:11.94)	0:36.69 [3] (0:12.13)	0:24.56 [3] (0:12.27)	0:12.29 [4] (0:12.29)
Average Speed [km/h]	43.4	63.7	63.4	60.5	59.8	59.1	58.5
Top Speed [km/h]	62.7	64.4	64.5	62.1	60.6	60.4	58.9
Avg. Dist. to Rail [m]	5.9	1.6	1.6	1.0	1.4	2.0	1.6
Avg. Stride Freq. [Hz]	2.2	2.3	2.3	2.2	2.2	2.2	2.2
Avg. Stride Length [m]	5.6	7.8	7.8	7.7	7.5	7.5	7.5



- [ ] Ranking at each section and finish
- .-.- No data available at this section
- NA No data available



Horse/Jockey Name	Azure Pride
Final Rank	5
Fastest Section Time (Section)	0:08.58 (Overall)
Top Speed [km/h] (Section)	65.9 (1000m)
Race State	Finished



Toowoomba QLD Professional

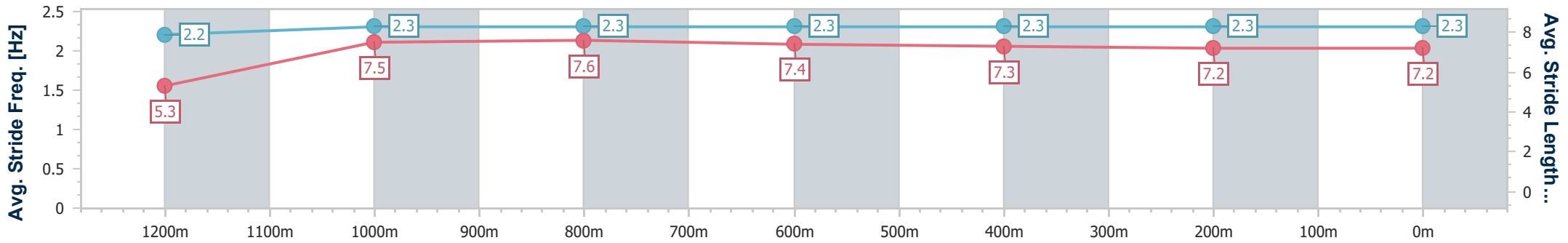
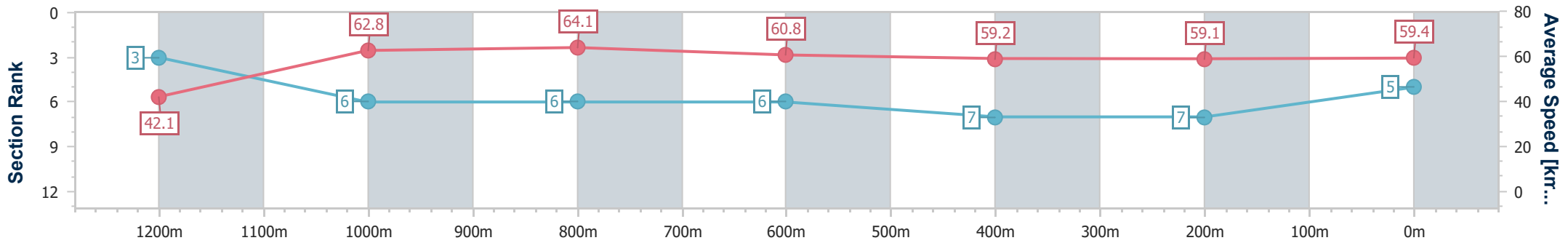
Race 2: MURDOCH LAWYERS Maiden Handicap - 1300m

31 December 2022 - 18:01



Track Rating: Good 3, Weather: Overcast, Rail Position: True Entire

Section	Overall	1200m	1000m	800m	600m	400m	200m
Section Times	1:19.74 [5] (0:08.58)	1:11.16 [3] (0:11.46)	0:59.70 [6] (0:11.33)	0:48.37 [6] (0:11.86)	0:36.51 [6] (0:12.19)	0:24.32 [7] (0:12.24)	0:12.08 [7] (0:12.08)
Average Speed [km/h]	42.1	62.8	64.1	60.8	59.2	59.1	59.4
Top Speed [km/h]	62.5	64.9	65.9	62.8	60.1	59.9	60.4
Avg. Dist. to Rail [m]	3.7	3.2	2.3	0.6	0.7	2.0	3.9
Avg. Stride Freq. [Hz]	2.2	2.3	2.3	2.3	2.3	2.3	2.3
Avg. Stride Length [m]	5.3	7.5	7.6	7.4	7.3	7.2	7.2



- [ ] Ranking at each section and finish
- .-.- No data available at this section
- NA No data available



Horse/Jockey Name	Think I'm Ready
Final Rank	6
Fastest Section Time (Section)	0:08.67 (Overall)
Top Speed [km/h] (Section)	65.5 (1000m)
Race State	Finished



Toowoomba QLD Professional

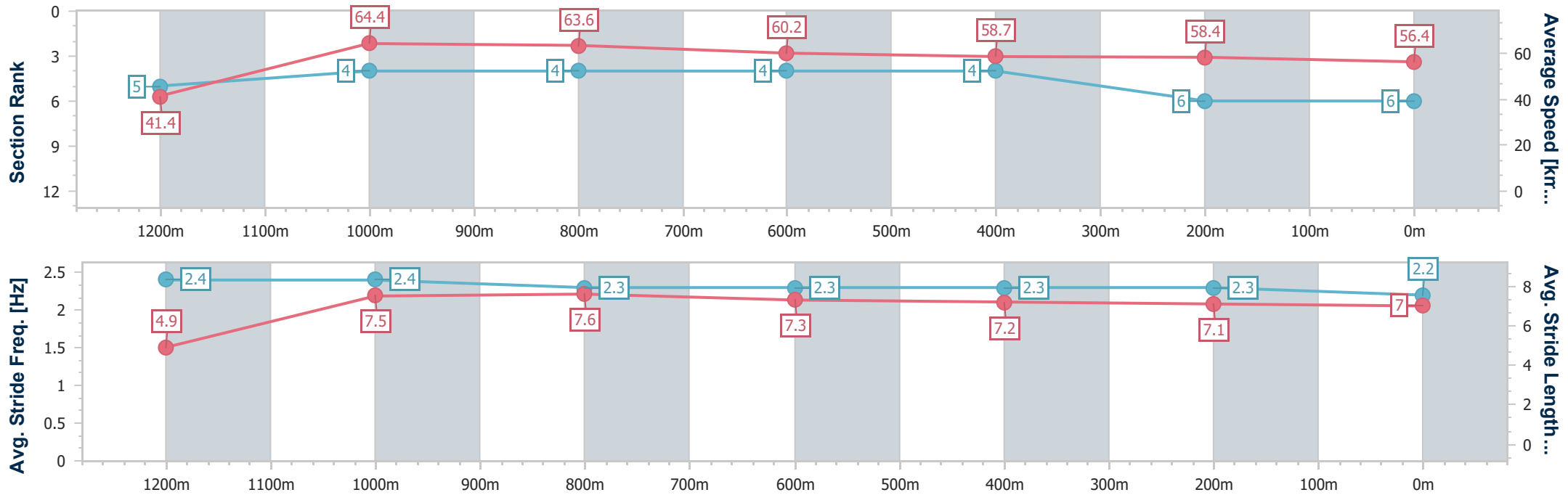
Race 2: MURDOCH LAWYERS Maiden Handicap - 1300m

31 December 2022 - 18:01



Track Rating: Good 3, Weather: Overcast, Rail Position: True Entire

Section	Overall	1200m	1000m	800m	600m	400m	200m
Section Times	1:20.28 [6] (0:08.67)	1:11.61 [5] (0:11.18)	1:00.43 [4] (0:11.33)	0:49.10 [4] (0:11.89)	0:37.21 [4] (0:12.19)	0:25.02 [4] (0:12.29)	0:12.73 [6] (0:12.73)
Average Speed [km/h]	41.4	64.4	63.6	60.2	58.7	58.4	56.4
Top Speed [km/h]	63.4	65.5	65.5	62.2	60.3	59.7	57.5
Avg. Dist. to Rail [m]	1.8	1.4	1.0	1.2	1.2	0.6	0.4
Avg. Stride Freq. [Hz]	2.4	2.4	2.3	2.3	2.3	2.3	2.2
Avg. Stride Length [m]	4.9	7.5	7.6	7.3	7.2	7.1	7.0



- [ ] Ranking at each section and finish
- .-.- No data available at this section
- NA No data available





Horse/Jockey Name	Licence To Rock
Final Rank	7
Fastest Section Time (Section)	0:09.20 (Overall)
Top Speed [km/h] (Section)	66.3 (1200m)
Race State	Finished



### Toowoomba QLD Professional

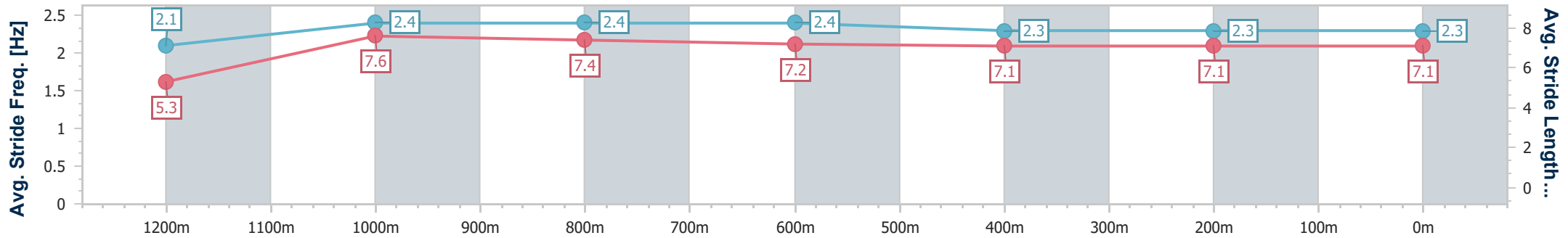
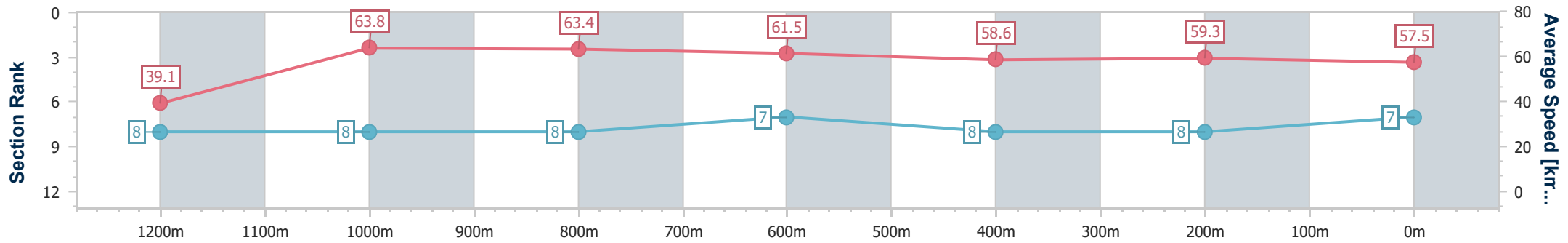
Race 2: MURDOCH LAWYERS Maiden Handicap - 1300m

31 December 2022 - 18:01



Track Rating: Good 3, Weather: Overcast, Rail Position: True Entire

Section	Overall	1200m	1000m	800m	600m	400m	200m
Section Times	1:20.50 [7] (0:09.20)	1:11.30 [8] (0:11.29)	1:00.01 [8] (0:11.38)	0:48.63 [8] (0:11.71)	0:36.92 [7] (0:12.27)	0:24.65 [8] (0:12.17)	0:12.48 [8] (0:12.48)
Average Speed [km/h]	39.1	63.8	63.4	61.5	58.6	59.3	57.5
Top Speed [km/h]	64.1	66.3	64.6	63.2	59.7	60.4	59.5
Avg. Dist. to Rail [m]	4.2	1.3	1.1	0.3	0.5	1.1	1.8
Avg. Stride Freq. [Hz]	2.1	2.4	2.4	2.4	2.3	2.3	2.3
Avg. Stride Length [m]	5.3	7.6	7.4	7.2	7.1	7.1	7.1



- [ ] Ranking at each section and finish
- .-.- No data available at this section
- NA No data available



Horse/Jockey Name	Cheers Mate
Final Rank	8
Fastest Section Time (Section)	0:08.64 (Overall)
Top Speed [km/h] (Section)	68.8 (1200m)
Race State	Finished



Toowoomba QLD Professional

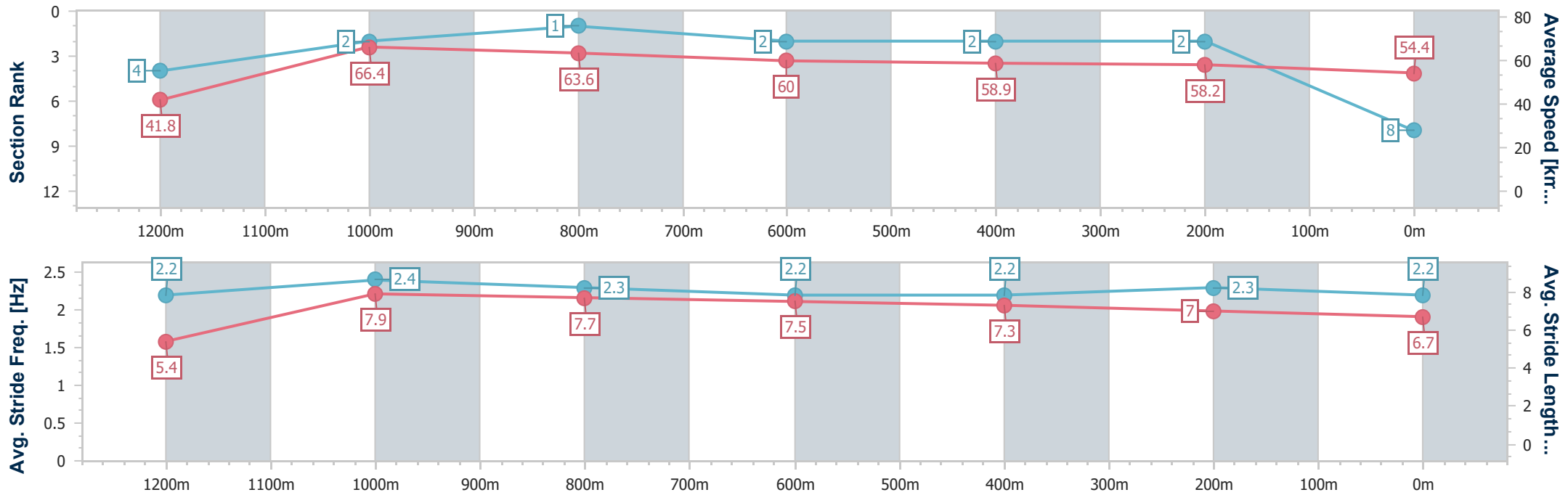
Race 2: MURDOCH LAWYERS Maiden Handicap - 1300m

31 December 2022 - 18:01



Track Rating: Good 3, Weather: Overcast, Rail Position: True Entire

Section	Overall	1200m	1000m	800m	600m	400m	200m
Section Times	1:20.59 [8] (0:08.64)	1:11.95 [4] (0:10.88)	1:01.07 [2] (0:11.34)	0:49.73 [1] (0:11.95)	0:37.78 [2] (0:12.21)	0:25.57 [2] (0:12.37)	0:13.20 [2] (0:13.20)
Average Speed [km/h]	41.8	66.4	63.6	60.0	58.9	58.2	54.4
Top Speed [km/h]	64.8	68.8	66.3	61.9	59.9	60.2	56.9
Avg. Dist. to Rail [m]	4.9	3.9	1.1	0.7	0.4	0.8	2.1
Avg. Stride Freq. [Hz]	2.2	2.4	2.3	2.2	2.2	2.3	2.2
Avg. Stride Length [m]	5.4	7.9	7.7	7.5	7.3	7.0	6.7



- [ ] Ranking at each section and finish
- .-.- No data available at this section
- NA No data available



Horse/Jockey Name	Viking Vicky
Final Rank	9
Fastest Section Time (Section)	0:08.88 (Overall)
Top Speed [km/h] (Section)	68.8 (1200m)
Race State	Finished



Toowoomba QLD Professional

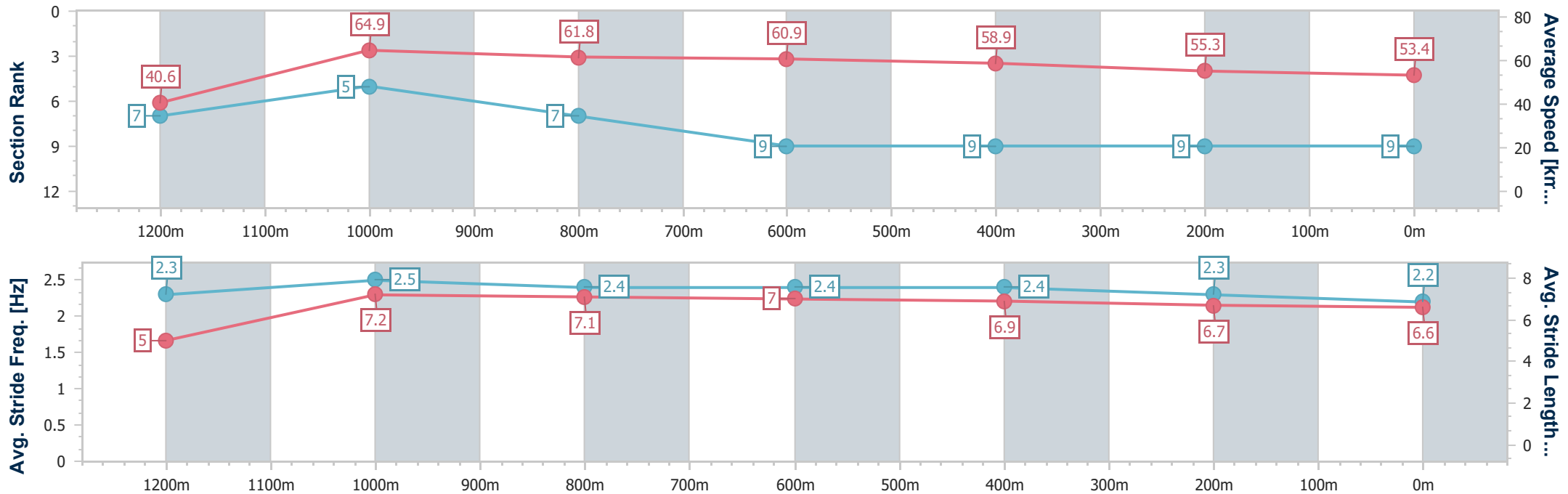
Race 2: MURDOCH LAWYERS Maiden Handicap - 1300m

31 December 2022 - 18:01



Track Rating: Good 3, Weather: Overcast, Rail Position: True Entire

Section	Overall	1200m	1000m	800m	600m	400m	200m
Section Times	1:22.35 [9] (0:08.88)	1:13.47 [7] (0:11.12)	1:02.35 [5] (0:11.72)	0:50.63 [7] (0:11.81)	0:38.82 [9] (0:12.26)	0:26.56 [9] (0:13.09)	0:13.47 [9] (0:13.47)
Average Speed [km/h]	40.6	64.9	61.8	60.9	58.9	55.3	53.4
Top Speed [km/h]	65.3	68.8	62.7	62.2	61.6	60.2	56.3
Avg. Dist. to Rail [m]	3.6	2.5	2.0	0.6	0.3	2.7	4.9
Avg. Stride Freq. [Hz]	2.3	2.5	2.4	2.4	2.4	2.3	2.2
Avg. Stride Length [m]	5.0	7.2	7.1	7.0	6.9	6.7	6.6



- [ ] Ranking at each section and finish
- .-.- No data available at this section
- NA No data available