



# Ipswich QLD Professional

## Race 5: GREAT NORTHERN BENCHMARK 65 Handicap - 1200m

30 December 2022 - 16:04



Track Rating: Soft 5, Weather: Overcast, Rail Position: +10m Entire

Section		Overall										Last 600m		
Field Times		1:10.24 (0:13.56)										0:34.86		
		1000m												
		0:56.68 (0:10.50)												
		800m												
		0:46.18 (0:11.32)												
		600m												
		0:34.86 (0:11.95)												
		400m												
		0:22.91 (0:11.42)												
		200m												
		0:11.49 (0:11.49)												
Rank	TAB	Horse/Jockey	Barrier	Top Speed [km/h]	Fastest Section	Overall	1000m	800m	600m	400m	200m	Margin	Last 600m	Distance Travelled [m]
1	8	<b>MISS BALTIMORE</b> Angela Jones	8	67.3	0:10.81	1:10.24 [1] (0:13.78)	0:56.46 [4] (0:10.81)	0:45.65 [4] (0:11.10)	0:34.55 [4] (0:11.75)	0:22.80 [3] (0:11.34)	0:11.46 [2] (0:11.46)	1:10.24	0:34.55	
2	6	<b>MISTA OMEGA</b> Jaden Lloyd	3	68.2	0:10.65	1:10.47 [2] (0:14.09)	0:56.38 [7] (0:10.65)	0:45.73 [5] (0:11.07)	0:34.66 [5] (0:11.65)	0:23.01 [4] (0:11.53)	0:11.48 [3] (0:11.48)	1.3L	0:34.66	-3
3	10	<b>TRES REDOUTE</b> Georgina Cartwright	2	68.3	0:10.50	1:10.51 [3] (0:13.56)	0:56.95 [2] (0:10.50)	0:46.45 [1] (0:11.32)	0:35.13 [1] (0:11.95)	0:23.18 [1] (0:11.42)	0:11.76 [1] (0:11.76)	1.5L	0:35.13	-3
4	4	<b>DICKENSIAN</b> Boris Thornton	9	66.4	0:11.09	1:10.71 [4] (0:14.07)	0:56.64 [6] (0:11.09)	0:45.55 [8] (0:11.13)	0:34.42 [8] (0:11.41)	0:23.01 [7] (0:11.59)	0:11.42 [7] (0:11.42)	2.5L	0:34.42	+2
5	7	<b>YES TO EXCESS</b> Ben Thompson	10	68.3	0:10.72	1:10.72 [5] (0:13.56)	0:57.16 [1] (0:10.72)	0:46.44 [2] (0:11.34)	0:35.10 [3] (0:11.74)	0:23.36 [2] (0:11.68)	0:11.68 [4] (0:11.68)	2.6L	0:35.10	-2
6	3	<b>OAKFIELD TARGET</b> Nozi Tomizawa	7	65.9	0:10.96	1:11.02 [6] (0:14.12)	0:56.90 [8] (0:11.02)	0:45.88 [7] (0:10.96)	0:34.92 [7] (0:11.62)	0:23.30 [8] (0:11.60)	0:11.70 [8] (0:11.70)	4.1L	0:34.92	-3
7	2	<b>NIC ME SOME</b> Tegan Harrison	5	67.0	0:10.83	1:11.04 [7] (0:13.99)	0:57.05 [5] (0:10.83)	0:46.22 [6] (0:11.06)	0:35.16 [6] (0:11.58)	0:23.58 [5] (0:11.58)	0:12.00 [5] (0:12.00)	4.2L	0:35.16	+2
8	5	<b>STRYKING PRINCESS</b> Kenji Yoshida	4	67.8	0:10.74	1:11.64 [8] (0:13.56)	0:58.08 [3] (0:10.74)	0:47.34 [3] (0:11.26)	0:36.08 [2] (0:12.03)	0:24.05 [6] (0:11.67)	0:12.38 [6] (0:12.38)	7.7L	0:36.08	-4

Scratched: Lucifer's Reward (#1), Elliez Star (#9)

[ ] Ranking at each section and finish  
 -:-:- No data available at this section  
 NA No data available

SCN Saddle cloth number  
 DNF Did not finish  
 DNT Did not track



Horse/Jockey Name	Miss Baltimore
Final Rank	1
Fastest Section Time (Section)	0:10.81 (1000m)
Top Speed [km/h] (Section)	67.3 (Overall)
Race State	Finished



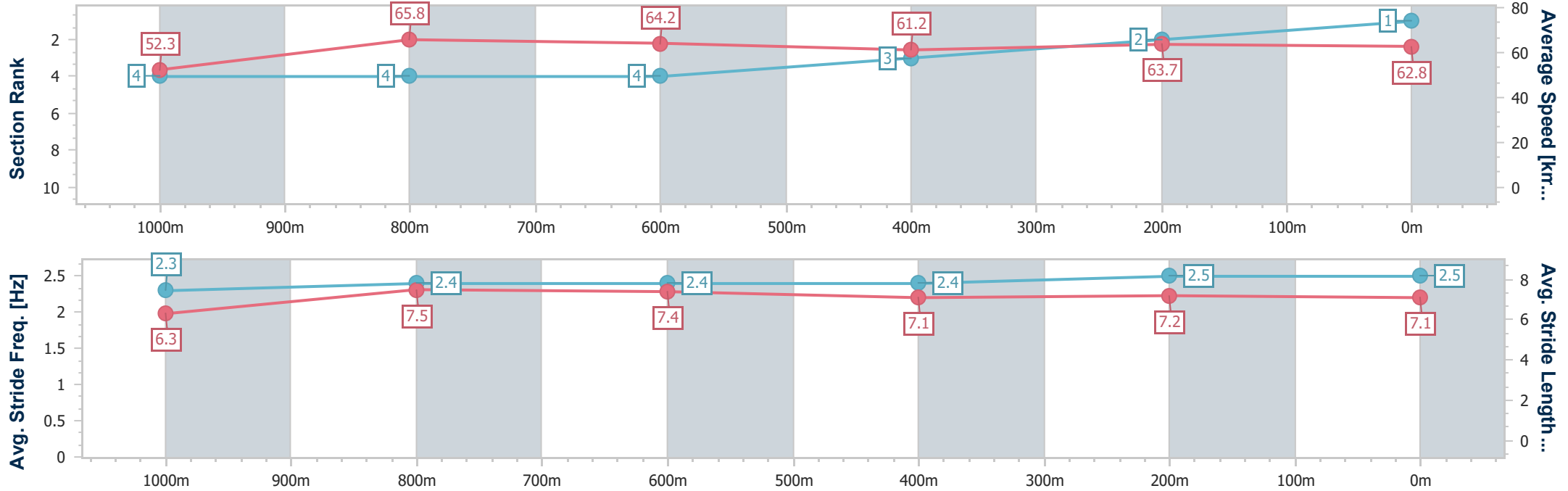
Ipswich QLD Professional  
Race 5: GREAT NORTHERN BENCHMARK 65 Handicap - 1200m



30 December 2022 - 16:04

Track Rating: Soft 5, Weather: Overcast, Rail Position: +10m Entire

Section	Overall	1000m	800m	600m	400m	200m
Section Times	1:10.24 [1] (0:13.78)	0:56.46 [4] (0:10.81)	0:45.65 [4] (0:11.10)	0:34.55 [4] (0:11.75)	0:22.80 [3] (0:11.34)	0:11.46 [2] (0:11.46)
Average Speed [km/h]	52.3	65.8	64.2	61.2	63.7	62.8
Top Speed [km/h]	67.3	66.9	66.4	62.1	65.1	65.1
Avg. Dist. to Rail [m]	3.6	3.7	3.2	0.7	1.3	1.6
Avg. Stride Freq. [Hz]	2.3	2.4	2.4	2.4	2.5	2.5
Avg. Stride Length [m]	6.3	7.5	7.4	7.1	7.2	7.1



- [ ] Ranking at each section and finish
- .-.- No data available at this section
- NA No data available



Horse/Jockey Name	Mista Omega
Final Rank	2
Fastest Section Time (Section)	0:10.65 (1000m)
Top Speed [km/h] (Section)	68.2 (Overall)
Race State	Finished



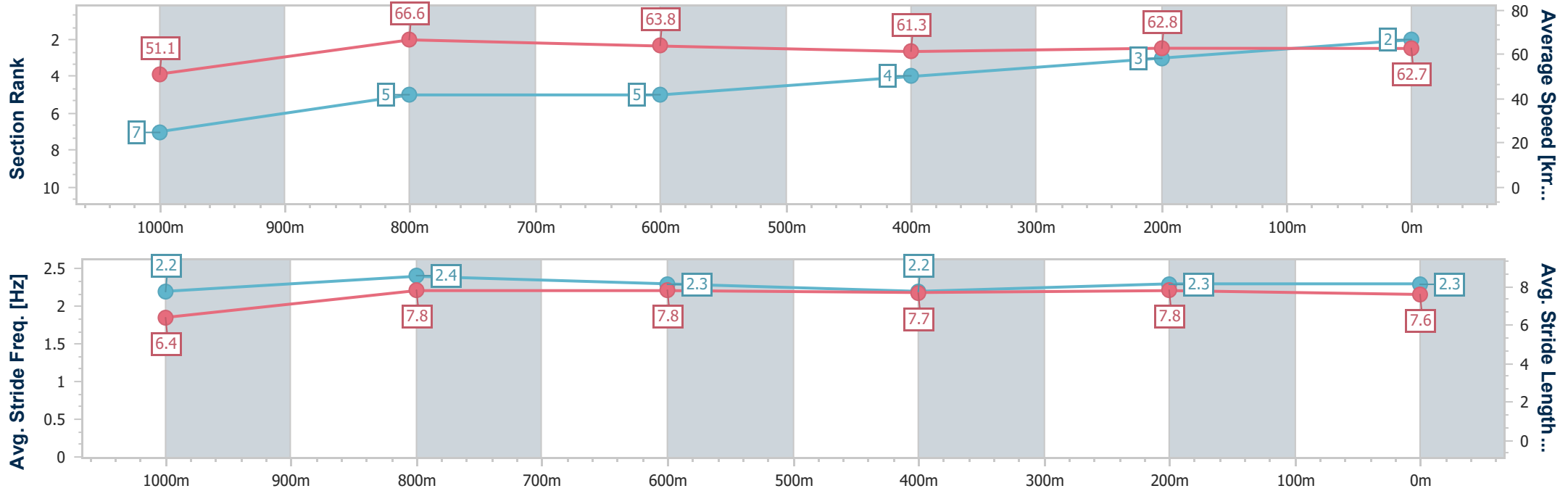
Ipswich QLD Professional  
Race 5: GREAT NORTHERN BENCHMARK 65 Handicap - 1200m



30 December 2022 - 16:04

Track Rating: Soft 5, Weather: Overcast, Rail Position: +10m Entire

Section	Overall	1000m	800m	600m	400m	200m
Section Times	1:10.47 [2] (0:14.09)	0:56.38 [7] (0:10.65)	0:45.73 [5] (0:11.07)	0:34.66 [5] (0:11.65)	0:23.01 [4] (0:11.53)	0:11.48 [3] (0:11.48)
Average Speed [km/h]	51.1	66.6	63.8	61.3	62.8	62.7
Top Speed [km/h]	68.2	67.6	65.8	62.3	64.7	64.2
Avg. Dist. to Rail [m]	1.5	5.1	5.1	2.2	2.1	3.5
Avg. Stride Freq. [Hz]	2.2	2.4	2.3	2.2	2.3	2.3
Avg. Stride Length [m]	6.4	7.8	7.8	7.7	7.8	7.6



- [ ] Ranking at each section and finish
- .-.- No data available at this section
- NA No data available



Horse/Jockey Name	Tres Redoute
Final Rank	3
Fastest Section Time (Section)	0:10.50 (1000m)
Top Speed [km/h] (Section)	68.3 (1000m)
Race State	Finished



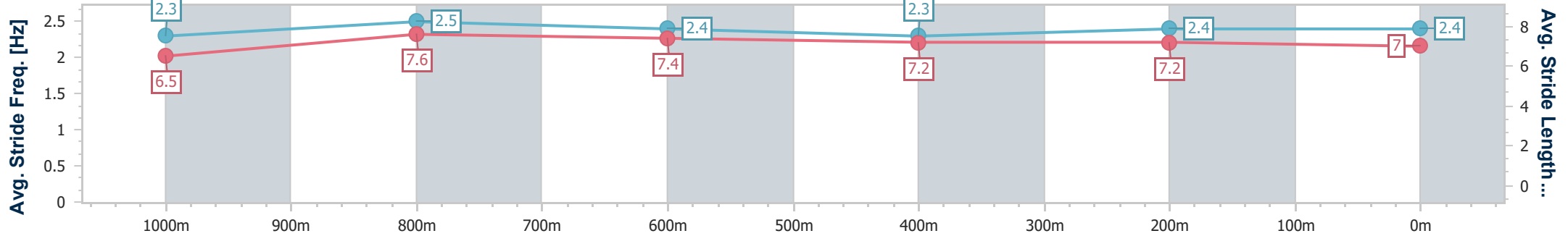
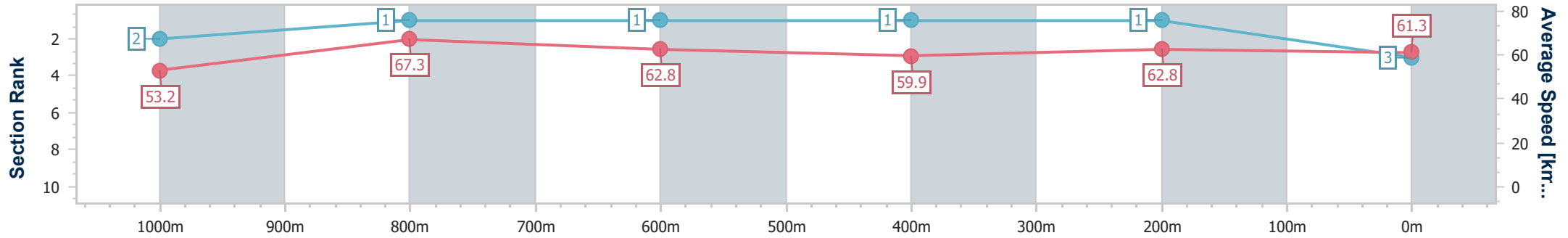
Ipswich QLD Professional  
Race 5: GREAT NORTHERN BENCHMARK 65 Handicap - 1200m



30 December 2022 - 16:04

Track Rating: Soft 5, Weather: Overcast, Rail Position: +10m Entire

Section	Overall	1000m	800m	600m	400m	200m
Section Times	1:10.51 [3] (0:13.56)	0:56.95 [2] (0:10.50)	0:46.45 [1] (0:11.32)	0:35.13 [1] (0:11.95)	0:23.18 [1] (0:11.42)	0:11.76 [1] (0:11.76)
Average Speed [km/h]	53.2	67.3	62.8	59.9	62.8	61.3
Top Speed [km/h]	68.1	68.3	66.0	61.1	64.1	63.1
Avg. Dist. to Rail [m]	1.6	6.6	3.5	1.4	0.5	0.6
Avg. Stride Freq. [Hz]	2.3	2.5	2.4	2.3	2.4	2.4
Avg. Stride Length [m]	6.5	7.6	7.4	7.2	7.2	7.0



- [ ] Ranking at each section and finish
- .-.- No data available at this section
- NA No data available



Horse/Jockey Name	Dickensian
Final Rank	4
Fastest Section Time (Section)	0:11.09 (1000m)
Top Speed [km/h] (Section)	66.4 (Overall)
Race State	Finished



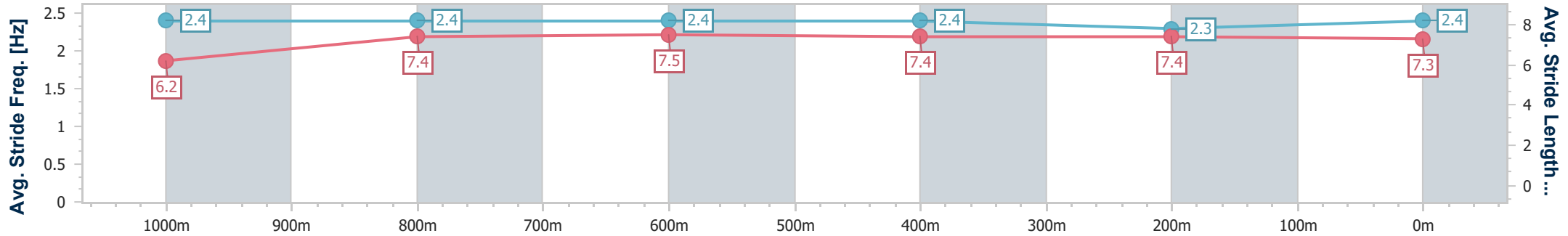
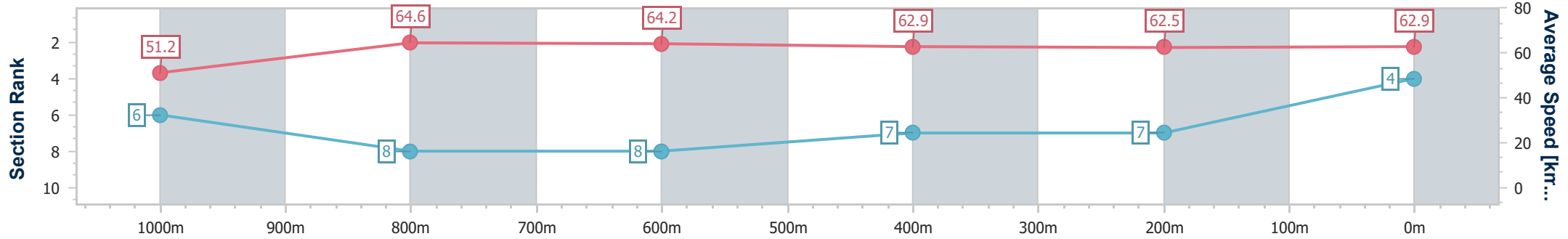
Ipswich QLD Professional  
Race 5: GREAT NORTHERN BENCHMARK 65 Handicap - 1200m



30 December 2022 - 16:04

Track Rating: Soft 5, Weather: Overcast, Rail Position: +10m Entire

Section	Overall	1000m	800m	600m	400m	200m
Section Times	1:10.71 [4] (0:14.07)	0:56.64 [6] (0:11.09)	0:45.55 [8] (0:11.13)	0:34.42 [8] (0:11.41)	0:23.01 [7] (0:11.59)	0:11.42 [7] (0:11.42)
Average Speed [km/h]	51.2	64.6	64.2	62.9	62.5	62.9
Top Speed [km/h]	66.4	65.2	65.9	63.7	63.5	64.8
Avg. Dist. to Rail [m]	6.1	1.5	2.3	0.6	2.2	5.1
Avg. Stride Freq. [Hz]	2.4	2.4	2.4	2.4	2.3	2.4
Avg. Stride Length [m]	6.2	7.4	7.5	7.4	7.4	7.3



- [ ] Ranking at each section and finish
- .-.- No data available at this section
- NA No data available



Horse/Jockey Name	Yes To Excess
Final Rank	5
Fastest Section Time (Section)	0:10.72 (1000m)
Top Speed [km/h] (Section)	68.3 (1000m)
Race State	Finished



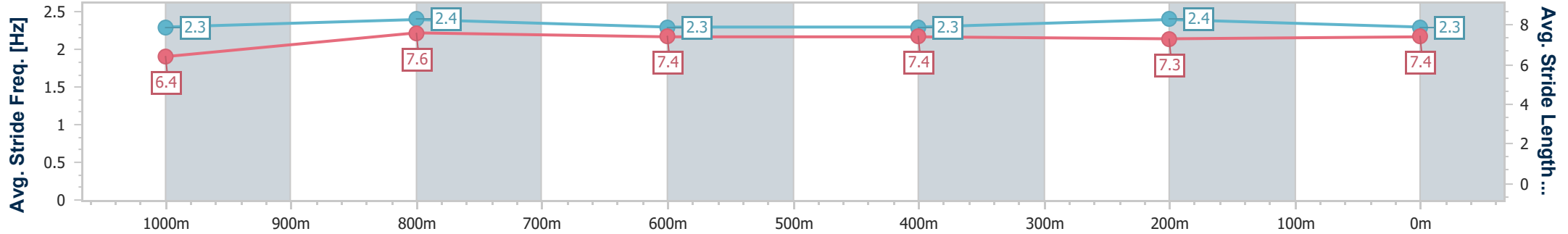
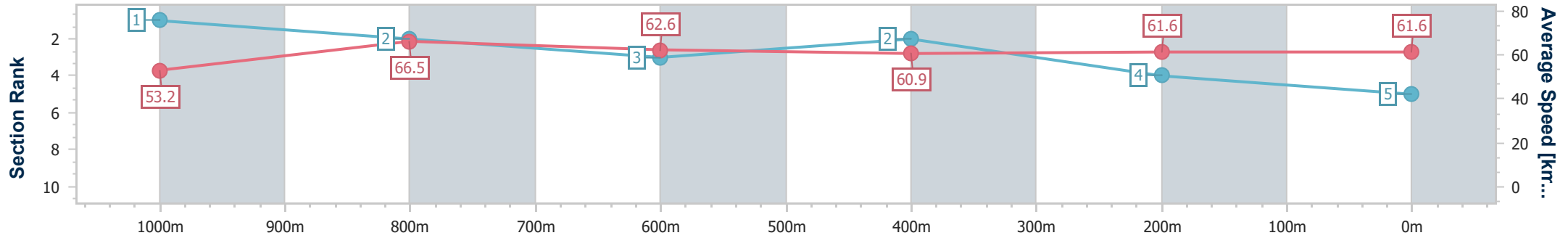
Ipswich QLD Professional  
Race 5: GREAT NORTHERN BENCHMARK 65 Handicap - 1200m



30 December 2022 - 16:04

Track Rating: Soft 5, Weather: Overcast, Rail Position: +10m Entire

Section	Overall	1000m	800m	600m	400m	200m
Section Times	1:10.72 [5] (0:13.56)	0:57.16 [1] (0:10.72)	0:46.44 [2] (0:11.34)	0:35.10 [3] (0:11.74)	0:23.36 [2] (0:11.68)	0:11.68 [4] (0:11.68)
Average Speed [km/h]	53.2	66.5	62.6	60.9	61.6	61.6
Top Speed [km/h]	67.9	68.3	64.7	62.3	62.8	62.9
Avg. Dist. to Rail [m]	6.0	3.3	3.7	1.9	0.7	1.5
Avg. Stride Freq. [Hz]	2.3	2.4	2.3	2.3	2.4	2.3
Avg. Stride Length [m]	6.4	7.6	7.4	7.4	7.3	7.4



- [ ] Ranking at each section and finish
- .-.- No data available at this section
- NA No data available



Horse/Jockey Name	Oakfield Target
Final Rank	6
Fastest Section Time (Section)	0:10.96 (800m)
Top Speed [km/h] (Section)	65.9 (Overall)
Race State	Finished



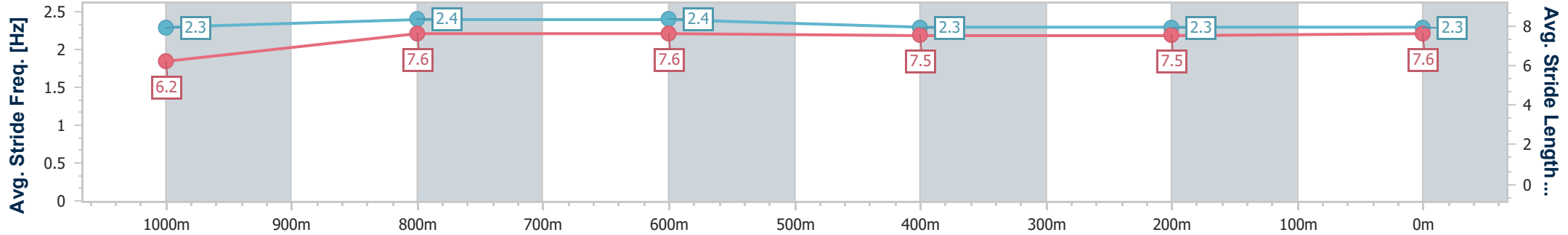
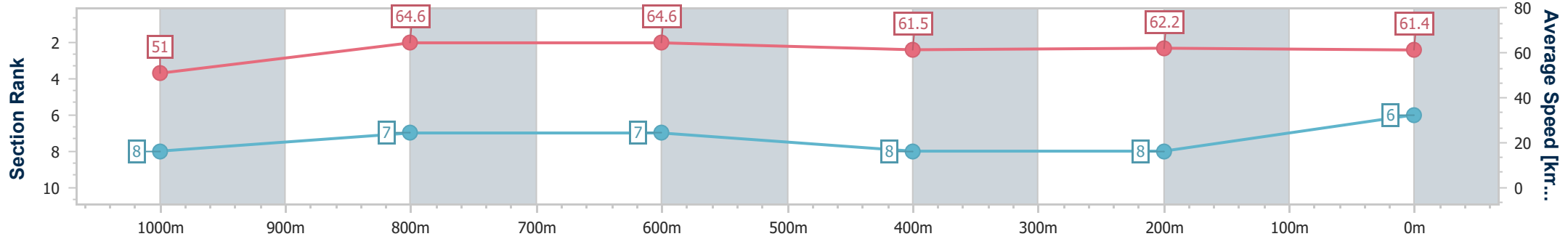
Ipswich QLD Professional  
Race 5: GREAT NORTHERN BENCHMARK 65 Handicap - 1200m



30 December 2022 - 16:04

Track Rating: Soft 5, Weather: Overcast, Rail Position: +10m Entire

Section	Overall	1000m	800m	600m	400m	200m
Section Times	1:11.02 [6] (0:14.12)	0:56.90 [8] (0:11.02)	0:45.88 [7] (0:10.96)	0:34.92 [7] (0:11.62)	0:23.30 [8] (0:11.60)	0:11.70 [8] (0:11.70)
Average Speed [km/h]	51.0	64.6	64.6	61.5	62.2	61.4
Top Speed [km/h]	65.9	65.5	65.9	62.7	64.1	64.3
Avg. Dist. to Rail [m]	3.3	3.5	4.6	2.2	1.5	3.4
Avg. Stride Freq. [Hz]	2.3	2.4	2.4	2.3	2.3	2.3
Avg. Stride Length [m]	6.2	7.6	7.6	7.5	7.5	7.6



- [ ] Ranking at each section and finish
- .-.- No data available at this section
- NA No data available



Horse/Jockey Name	Nic Me Some
Final Rank	7
Fastest Section Time (Section)	0:10.83 (1000m)
Top Speed [km/h] (Section)	67.0 (Overall)
Race State	Finished



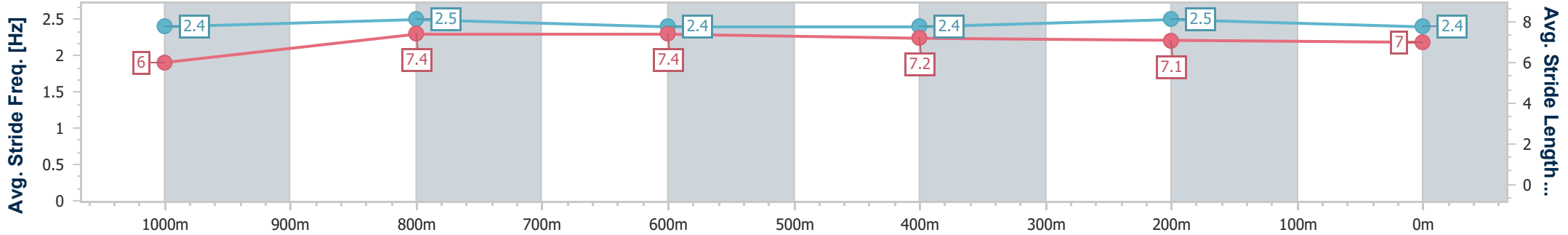
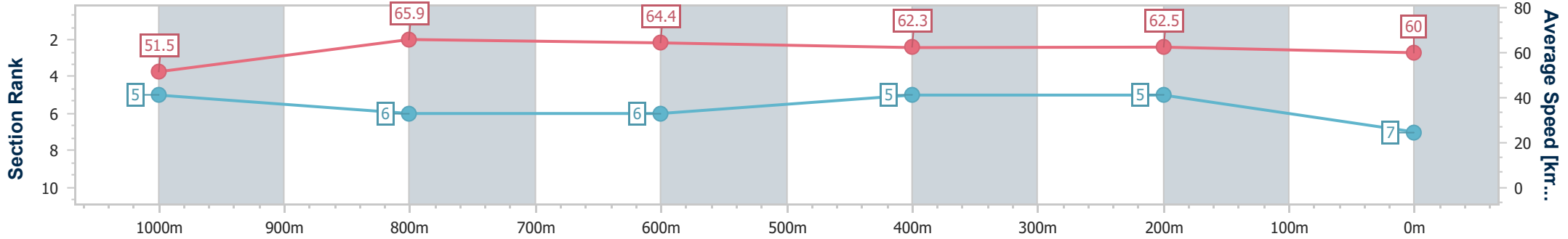
Ipswich QLD Professional  
Race 5: GREAT NORTHERN BENCHMARK 65 Handicap - 1200m



30 December 2022 - 16:04

Track Rating: Soft 5, Weather: Overcast, Rail Position: +10m Entire

Section	Overall	1000m	800m	600m	400m	200m
Section Times	1:11.04 [7] (0:13.99)	0:57.05 [5] (0:10.83)	0:46.22 [6] (0:11.06)	0:35.16 [6] (0:11.58)	0:23.58 [5] (0:11.58)	0:12.00 [5] (0:12.00)
Average Speed [km/h]	51.5	65.9	64.4	62.3	62.5	60.0
Top Speed [km/h]	67.0	66.7	65.1	62.9	63.4	63.2
Avg. Dist. to Rail [m]	2.6	3.3	2.7	0.7	2.3	2.7
Avg. Stride Freq. [Hz]	2.4	2.5	2.4	2.4	2.5	2.4
Avg. Stride Length [m]	6.0	7.4	7.4	7.2	7.1	7.0



- [ ] Ranking at each section and finish
- .-.- No data available at this section
- NA No data available





Horse/Jockey Name	Stryking Princess
Final Rank	8
Fastest Section Time (Section)	0:10.74 (1000m)
Top Speed [km/h] (Section)	67.8 (Overall)
Race State	Finished



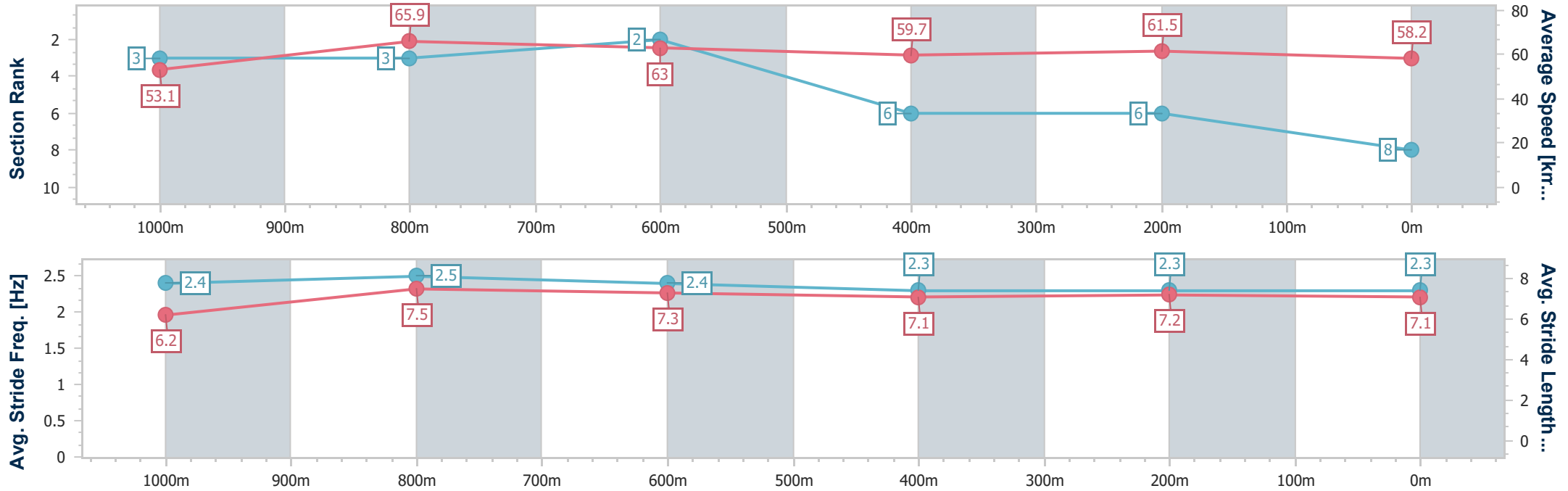
Ipswich QLD Professional  
Race 5: GREAT NORTHERN BENCHMARK 65 Handicap - 1200m



30 December 2022 - 16:04

Track Rating: Soft 5, Weather: Overcast, Rail Position: +10m Entire

Section	Overall	1000m	800m	600m	400m	200m
Section Times	1:11.64 [8] (0:13.56)	0:58.08 [3] (0:10.74)	0:47.34 [3] (0:11.26)	0:36.08 [2] (0:12.03)	0:24.05 [6] (0:11.67)	0:12.38 [6] (0:12.38)
Average Speed [km/h]	53.1	65.9	63.0	59.7	61.5	58.2
Top Speed [km/h]	67.8	66.2	66.1	61.2	62.8	60.9
Avg. Dist. to Rail [m]	2.1	5.7	4.1	1.2	0.3	0.3
Avg. Stride Freq. [Hz]	2.4	2.5	2.4	2.3	2.3	2.3
Avg. Stride Length [m]	6.2	7.5	7.3	7.1	7.2	7.1



- [ ] Ranking at each section and finish
- .-.- No data available at this section
- NA No data available