



Sunshine Coast QLD Professional

Race 3: COASTLINE BMW XM Class 2 Handicap - 1000m



26 December 2022 - 14:32

Track Rating: Good 4, Weather: Fine, Rail Position: True

Section											Last 600m		
Field Times		Overall	800m	600m	400m	200m							
		0:58.13 (0:13.06)	0:45.07 (0:10.69)	0:34.38 (0:11.09)	0:23.29 (0:11.41)	0:11.88 (0:11.88)						0:34.38	
Rank	TAB	Horse/Jockey	Barrier	Top Speed [km/h]	Fastest Section	Overall	800m	600m	400m	200m	Margin	Last 600m	Distance Travelled [m]
1	6	DEEPOUR Elione Chaves	9	68.1 400m	0:10.73 400m	0:58.13 [1] (0:13.73)	0:44.40 [8] (0:11.02)	0:33.38 [7] (0:10.96)	0:22.42 [6] (0:10.73)	0:11.69 [4] (0:11.69)	0:58.13	0:33.38	
2	5	SINGLE MEMO Brodie Loy	3	67.7 800m	0:10.78 800m	0:58.32 [2] (0:13.50)	0:44.82 [4] (0:10.78)	0:34.04 [4] (0:10.94)	0:23.10 [3] (0:11.05)	0:12.05 [2] (0:12.05)	0.19L	0:34.04	-2
3	9	KAYLEEN Angela Jones	5	68.8 400m	0:10.75 400m	0:58.49 [3] (0:13.85)	0:44.64 [9] (0:11.11)	0:33.53 [9] (0:11.18)	0:22.35 [10] (0:10.75)	0:11.60 [8] (0:11.60)	0.36L	0:33.53	+0
4	10	LAI SEE Wanderson D'Avila	4	68.0 400m	0:10.80 800m	0:58.56 [4] (0:13.60)	0:44.96 [6] (0:10.80)	0:34.16 [5] (0:11.17)	0:22.99 [5] (0:11.00)	0:11.99 [6] (0:11.99)	0.43L	0:34.16	-1
5	3	BOLD RUMBLE Craig Robertson	2	68.7 800m	0:10.78 800m	0:58.78 [5] (0:13.25)	0:45.53 [2] (0:10.78)	0:34.75 [2] (0:11.01)	0:23.74 [2] (0:11.32)	0:12.42 [3] (0:12.42)	0.65L	0:34.75	+0
6	1	DUSTY DIAMOND Nikita Beriman	10	67.1 800m	0:11.01 400m	0:58.90 [6] (0:13.72)	0:45.18 [7] (0:11.13)	0:34.05 [8] (0:11.02)	0:23.03 [8] (0:11.01)	0:12.02 [7] (0:12.02)	0.77L	0:34.05	+3
7	4	CRACKING THUNDER Lani Allen	7	67.5 400m	0:10.92 400m	0:58.90 [7] (0:14.12)	0:44.78 [10] (0:10.93)	0:33.85 [10] (0:11.05)	0:22.80 [9] (0:10.92)	0:11.88 [10] (0:11.88)	0.77L	0:33.85	+2
8	8	KABOOM Tiffani Brooker	1	67.9 Overall	0:11.10 400m	0:58.92 [8] (0:13.59)	0:45.33 [5] (0:11.13)	0:34.20 [6] (0:11.13)	0:23.07 [7] (0:11.10)	0:11.97 [9] (0:11.97)	0.79L	0:34.20	-1
9	2	SHAJAEA Jaden Lloyd	8	69.4 Overall	0:10.69 800m	0:58.96 [9] (0:13.06)	0:45.90 [1] (0:10.69)	0:35.21 [1] (0:11.09)	0:24.12 [1] (0:11.41)	0:12.71 [1] (0:12.71)	0.83L	0:35.21	-2
10	7	ZI WIN Taylor Marshall	6	68.2 800m	0:10.91 800m	0:59.01 [10] (0:13.31)	0:45.70 [3] (0:10.91)	0:34.79 [3] (0:11.03)	0:23.76 [4] (0:11.30)	0:12.46 [5] (0:12.46)	0.88L	0:34.79	+2



Horse/Jockey Name	Deepour
Final Rank	1
Fastest Section Time (Section)	0:10.73 (400m)
Top Speed [km/h] (Section)	68.1 (400m)
Race State	Finished



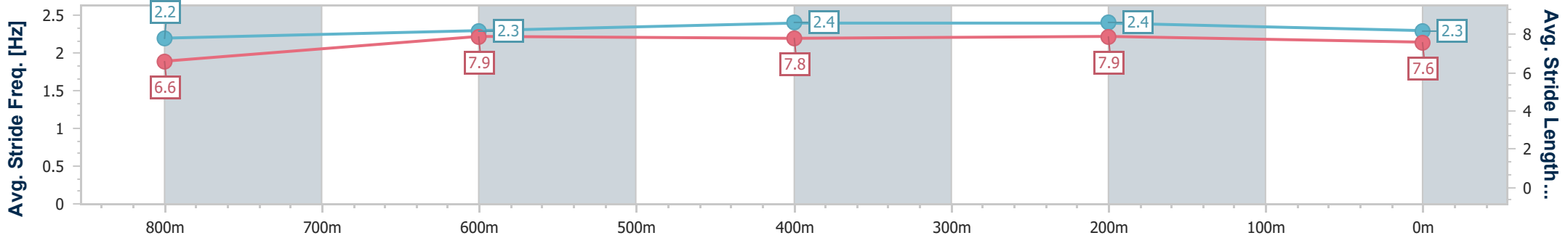
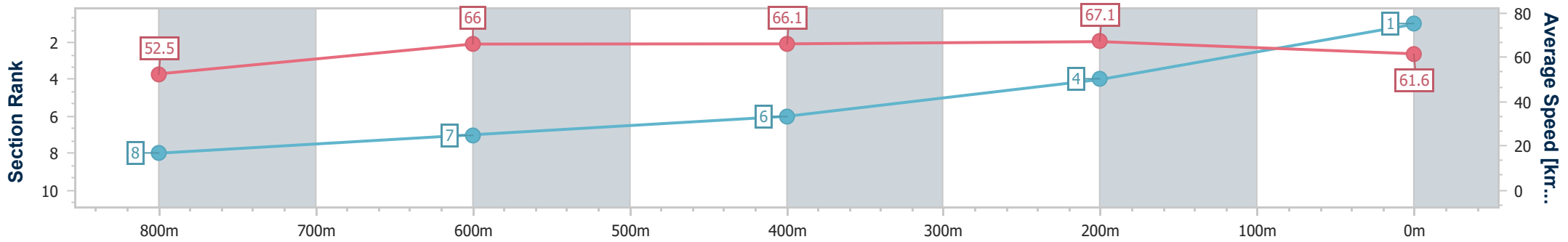
Sunshine Coast QLD Professional
Race 3: COASTLINE BMW XM Class 2 Handicap - 1000m



26 December 2022 - 14:32

Track Rating: Good 4, Weather: Fine, Rail Position: True

Section	Overall	800m	600m	400m	200m
Section Times	0:58.13 [1] (0:13.73)	0:44.40 [8] (0:11.02)	0:33.38 [7] (0:10.96)	0:22.42 [6] (0:10.73)	0:11.69 [4] (0:11.69)
Average Speed [km/h]	52.5	66.0	66.1	67.1	61.6
Top Speed [km/h]	65.6	67.1	67.7	68.1	65.0
Avg. Dist. to Rail [m]	10.2	3.7	1.0	3.2	4.3
Avg. Stride Freq. [Hz]	2.2	2.3	2.4	2.4	2.3
Avg. Stride Length [m]	6.6	7.9	7.8	7.9	7.6



- [] Ranking at each section and finish
- .-.- No data available at this section
- NA No data available



Horse/Jockey Name	Single Memo
Final Rank	2
Fastest Section Time (Section)	0:10.78 (800m)
Top Speed [km/h] (Section)	67.7 (800m)
Race State	Finished



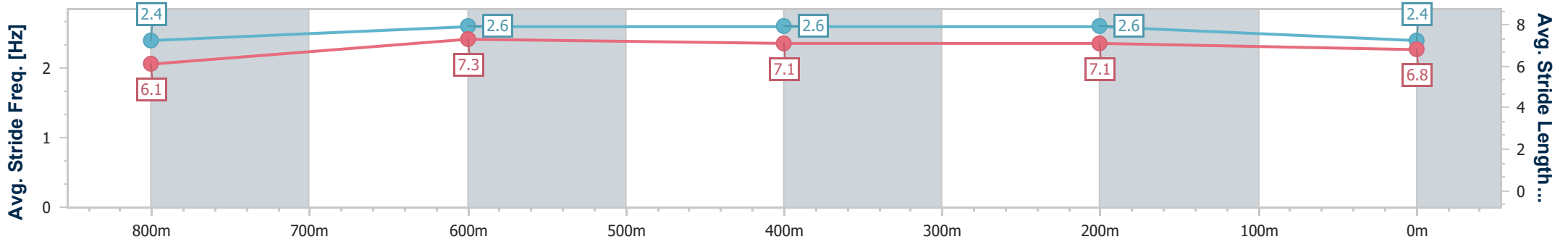
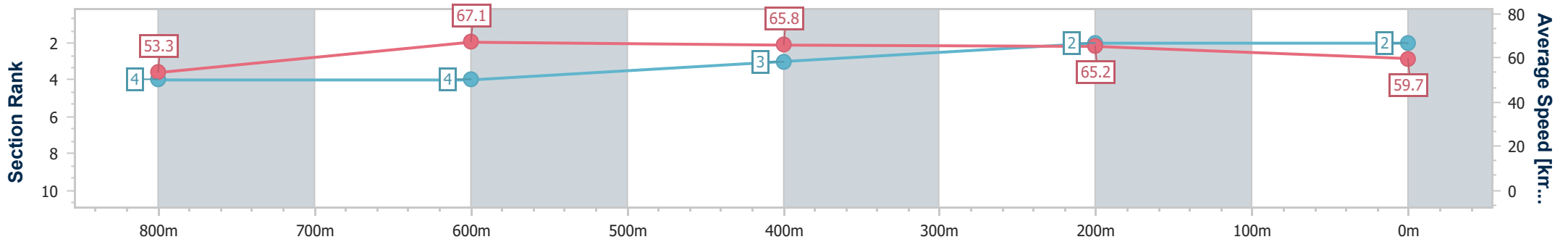
Sunshine Coast QLD Professional
Race 3: COASTLINE BMW XM Class 2 Handicap - 1000m



26 December 2022 - 14:32

Track Rating: Good 4, Weather: Fine, Rail Position: True

Section	Overall	800m	600m	400m	200m
Section Times	0:58.32 [2] (0:13.50)	0:44.82 [4] (0:10.78)	0:34.04 [4] (0:10.94)	0:23.10 [3] (0:11.05)	0:12.05 [2] (0:12.05)
Average Speed [km/h]	53.3	67.1	65.8	65.2	59.7
Top Speed [km/h]	66.6	67.7	66.8	66.4	62.8
Avg. Dist. to Rail [m]	5.4	2.0	0.3	3.5	3.9
Avg. Stride Freq. [Hz]	2.4	2.6	2.6	2.6	2.4
Avg. Stride Length [m]	6.1	7.3	7.1	7.1	6.8



- [] Ranking at each section and finish
- .-.- No data available at this section
- NA No data available



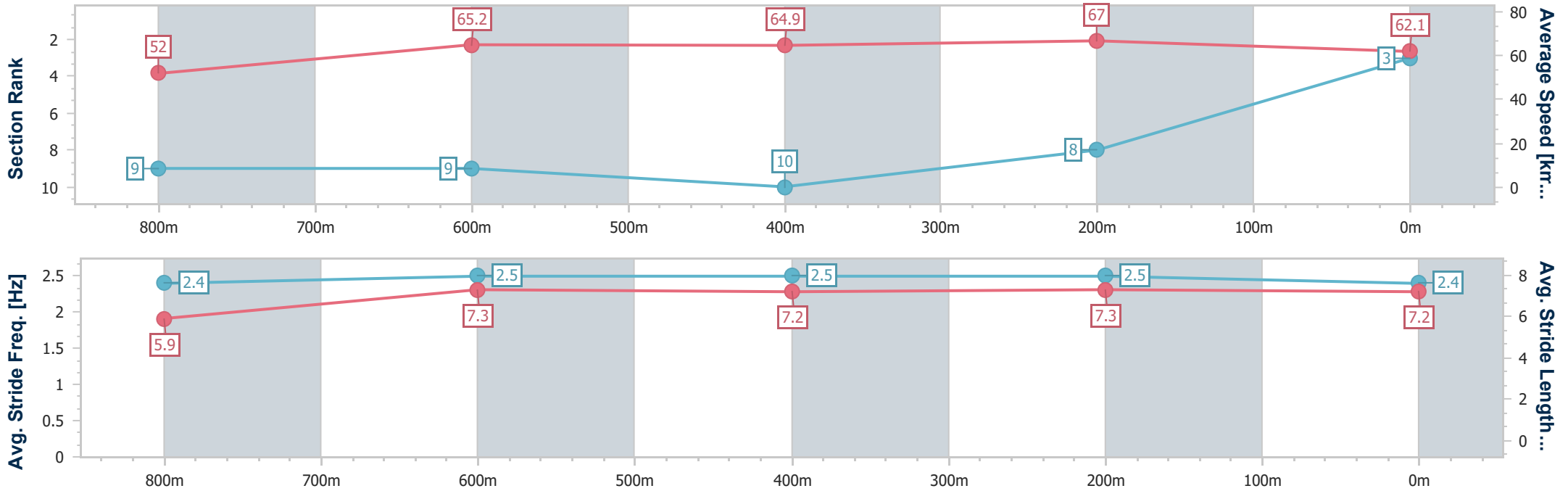
Horse/Jockey Name	Kayleen
Final Rank	3
Fastest Section Time (Section)	0:10.75 (400m)
Top Speed [km/h] (Section)	68.8 (400m)
Race State	Finished



Sunshine Coast QLD Professional
 Race 3: COASTLINE BMW XM Class 2 Handicap - 1000m
 26 December 2022 - 14:32
 Track Rating: Good 4, Weather: Fine, Rail Position: True



Section	Overall	800m	600m	400m	200m
Section Times	0:58.49 [3] (0:13.85)	0:44.64 [9] (0:11.11)	0:33.53 [9] (0:11.18)	0:22.35 [10] (0:10.75)	0:11.60 [8] (0:11.60)
Average Speed [km/h]	52.0	65.2	64.9	67.0	62.1
Top Speed [km/h]	66.0	66.6	66.1	68.8	65.8
Avg. Dist. to Rail [m]	7.0	2.0	1.5	4.1	4.4
Avg. Stride Freq. [Hz]	2.4	2.5	2.5	2.5	2.4
Avg. Stride Length [m]	5.9	7.3	7.2	7.3	7.2



- [] Ranking at each section and finish
- .-.- No data available at this section
- NA No data available



Horse/Jockey Name	Lai See
Final Rank	4
Fastest Section Time (Section)	0:10.80 (800m)
Top Speed [km/h] (Section)	68.0 (400m)
Race State	Finished



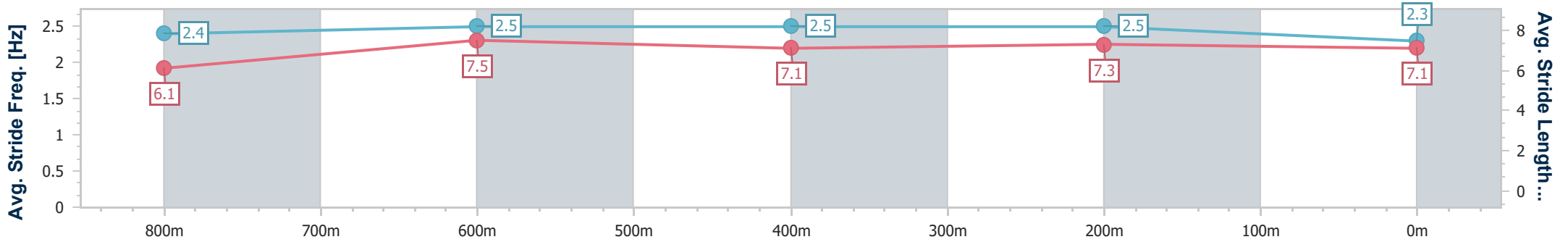
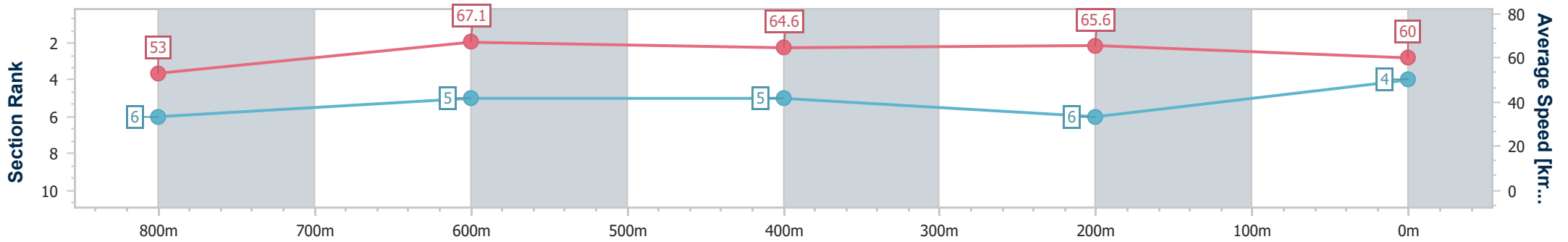
Sunshine Coast QLD Professional
Race 3: COASTLINE BMW XM Class 2 Handicap - 1000m



26 December 2022 - 14:32

Track Rating: Good 4, Weather: Fine, Rail Position: True

Section	Overall	800m	600m	400m	200m
Section Times	0:58.56 [4] (0:13.60)	0:44.96 [6] (0:10.80)	0:34.16 [5] (0:11.17)	0:22.99 [5] (0:11.00)	0:11.99 [6] (0:11.99)
Average Speed [km/h]	53.0	67.1	64.6	65.6	60.0
Top Speed [km/h]	67.4	67.8	65.3	68.0	62.7
Avg. Dist. to Rail [m]	5.6	2.6	0.6	5.6	7.0
Avg. Stride Freq. [Hz]	2.4	2.5	2.5	2.5	2.3
Avg. Stride Length [m]	6.1	7.5	7.1	7.3	7.1



- [] Ranking at each section and finish
- .-.- No data available at this section
- NA No data available



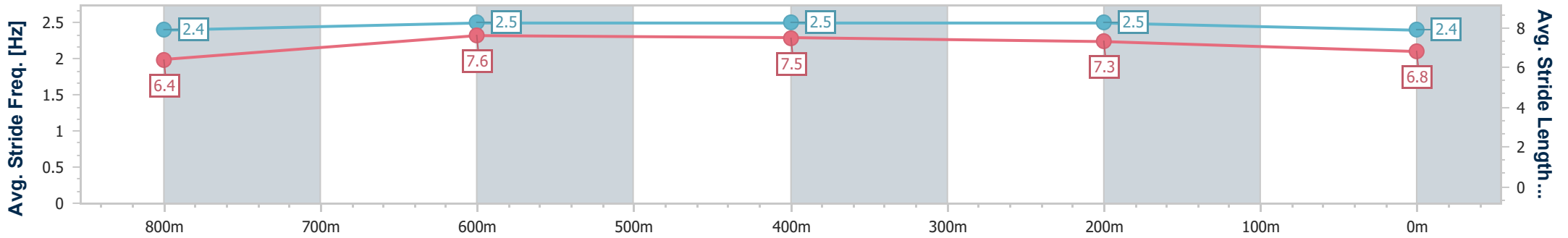
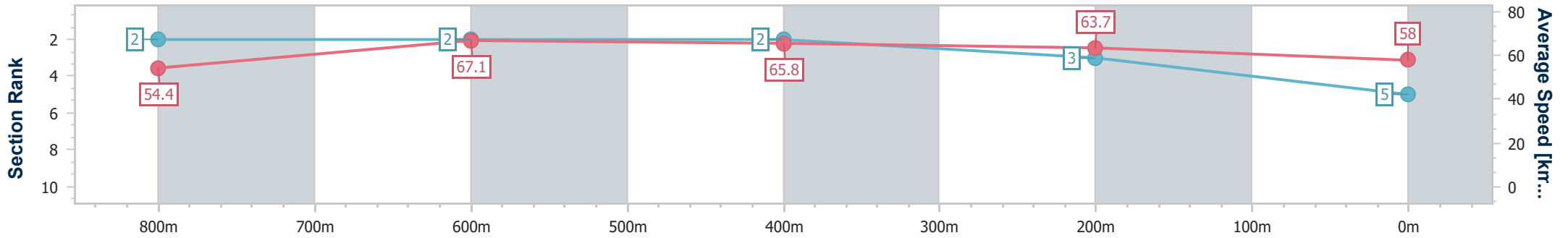
Horse/Jockey Name	Bold Rumble
Final Rank	5
Fastest Section Time (Section)	0:10.78 (800m)
Top Speed [km/h] (Section)	68.7 (800m)
Race State	Finished



Sunshine Coast QLD Professional
 Race 3: COASTLINE BMW XM Class 2 Handicap - 1000m
 26 December 2022 - 14:32
 Track Rating: Good 4, Weather: Fine, Rail Position: True



Section	Overall	800m	600m	400m	200m
Section Times	0:58.78 [5] (0:13.25)	0:45.53 [2] (0:10.78)	0:34.75 [2] (0:11.01)	0:23.74 [2] (0:11.32)	0:12.42 [3] (0:12.42)
Average Speed [km/h]	54.4	67.1	65.8	63.7	58.0
Top Speed [km/h]	68.3	68.7	67.0	65.5	61.7
Avg. Dist. to Rail [m]	4.9	2.1	1.2	3.7	3.4
Avg. Stride Freq. [Hz]	2.4	2.5	2.5	2.5	2.4
Avg. Stride Length [m]	6.4	7.6	7.5	7.3	6.8



- [] Ranking at each section and finish
- .-.- No data available at this section
- NA No data available



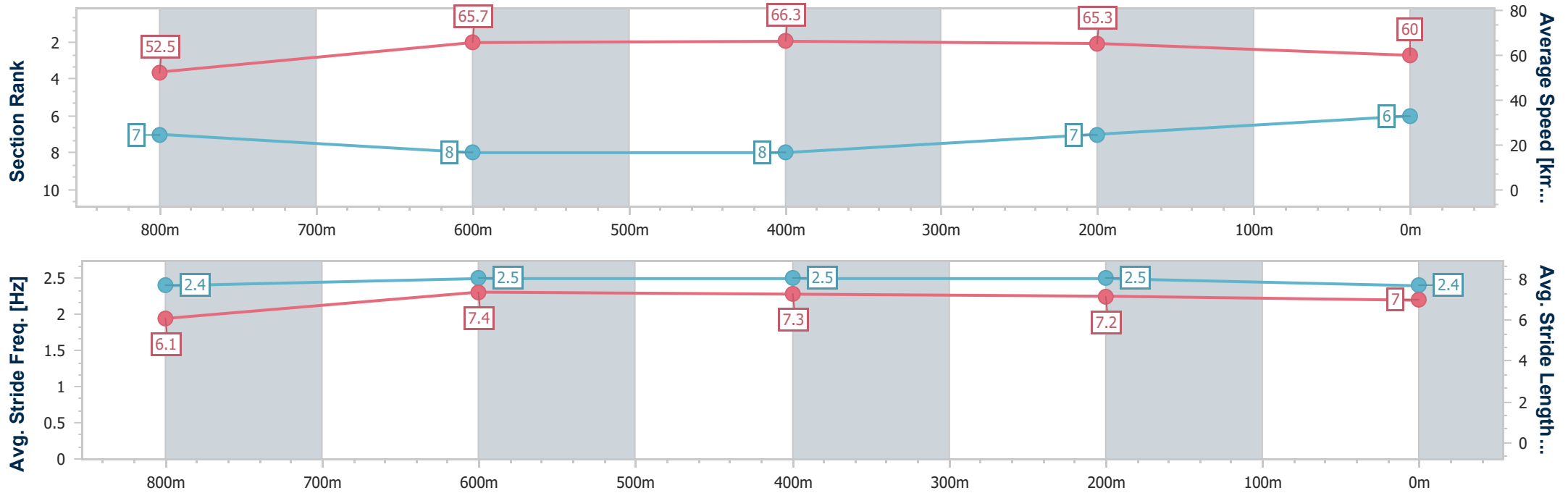
Horse/Jockey Name	Dusty Diamond
Final Rank	6
Fastest Section Time (Section)	0:11.01 (400m)
Top Speed [km/h] (Section)	67.1 (800m)
Race State	Finished



Sunshine Coast QLD Professional
 Race 3: COASTLINE BMW XM Class 2 Handicap - 1000m
 26 December 2022 - 14:32
 Track Rating: Good 4, Weather: Fine, Rail Position: True



Section	Overall	800m	600m	400m	200m
Section Times	0:58.90 [6] (0:13.72)	0:45.18 [7] (0:11.13)	0:34.05 [8] (0:11.02)	0:23.03 [8] (0:11.01)	0:12.02 [7] (0:12.02)
Average Speed [km/h]	52.5	65.7	66.3	65.3	60.0
Top Speed [km/h]	65.1	67.1	67.0	66.3	63.8
Avg. Dist. to Rail [m]	11.2	4.6	2.4	4.5	4.3
Avg. Stride Freq. [Hz]	2.4	2.5	2.5	2.5	2.4
Avg. Stride Length [m]	6.1	7.4	7.3	7.2	7.0



- [] Ranking at each section and finish
- .-.- No data available at this section
- NA No data available



Horse/Jockey Name	Cracking Thunder
Final Rank	7
Fastest Section Time (Section)	0:10.92 (400m)
Top Speed [km/h] (Section)	67.5 (400m)
Race State	Finished



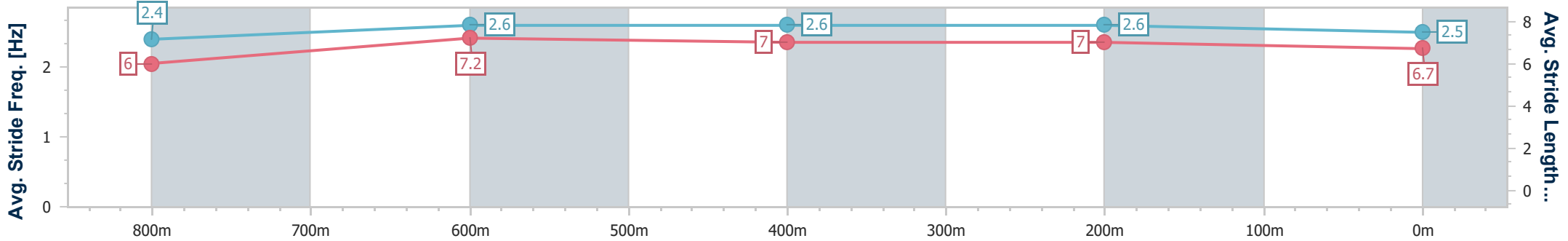
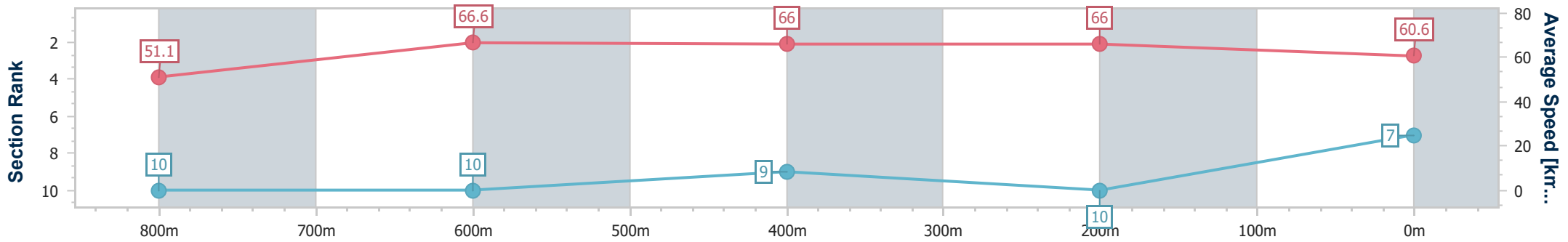
Sunshine Coast QLD Professional
 Race 3: COASTLINE BMW XM Class 2 Handicap - 1000m



26 December 2022 - 14:32

Track Rating: Good 4, Weather: Fine, Rail Position: True

Section	Overall	800m	600m	400m	200m
Section Times	0:58.90 [7] (0:14.12)	0:44.78 [10] (0:10.93)	0:33.85 [10] (0:11.05)	0:22.80 [9] (0:10.92)	0:11.88 [10] (0:11.88)
Average Speed [km/h]	51.1	66.6	66.0	66.0	60.6
Top Speed [km/h]	64.7	67.3	66.9	67.5	64.8
Avg. Dist. to Rail [m]	8.7	3.8	2.1	5.2	7.8
Avg. Stride Freq. [Hz]	2.4	2.6	2.6	2.6	2.5
Avg. Stride Length [m]	6.0	7.2	7.0	7.0	6.7



- [] Ranking at each section and finish
- .-.- No data available at this section
- NA No data available



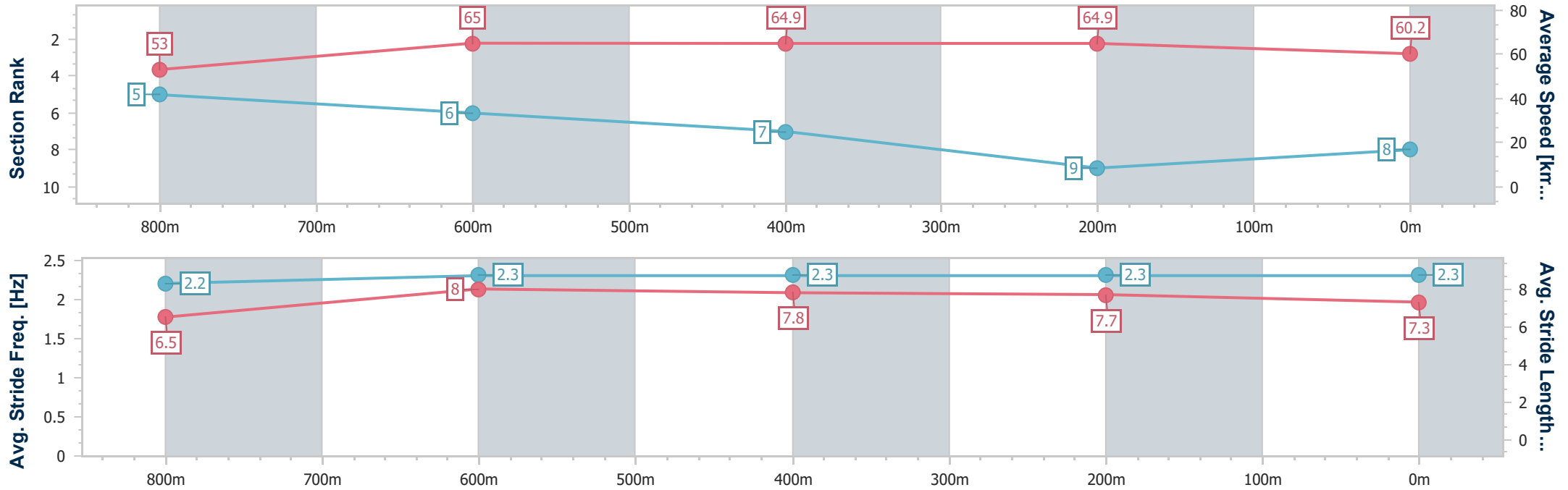
Horse/Jockey Name	Kaboom
Final Rank	8
Fastest Section Time (Section)	0:11.10 (400m)
Top Speed [km/h] (Section)	67.9 (Overall)
Race State	Finished



Sunshine Coast QLD Professional
 Race 3: COASTLINE BMW XM Class 2 Handicap - 1000m
 26 December 2022 - 14:32
 Track Rating: Good 4, Weather: Fine, Rail Position: True



Section	Overall	800m	600m	400m	200m
Section Times	0:58.92 [8] (0:13.59)	0:45.33 [5] (0:11.13)	0:34.20 [6] (0:11.13)	0:23.07 [7] (0:11.10)	0:11.97 [9] (0:11.97)
Average Speed [km/h]	53.0	65.0	64.9	64.9	60.2
Top Speed [km/h]	67.9	67.2	65.8	65.9	64.0
Avg. Dist. to Rail [m]	4.1	2.1	0.5	2.6	2.1
Avg. Stride Freq. [Hz]	2.2	2.3	2.3	2.3	2.3
Avg. Stride Length [m]	6.5	8.0	7.8	7.7	7.3



- [] Ranking at each section and finish
- .-.- No data available at this section
- NA No data available



Horse/Jockey Name	Shajaea
Final Rank	9
Fastest Section Time (Section)	0:10.69 (800m)
Top Speed [km/h] (Section)	69.4 (Overall)
Race State	Finished



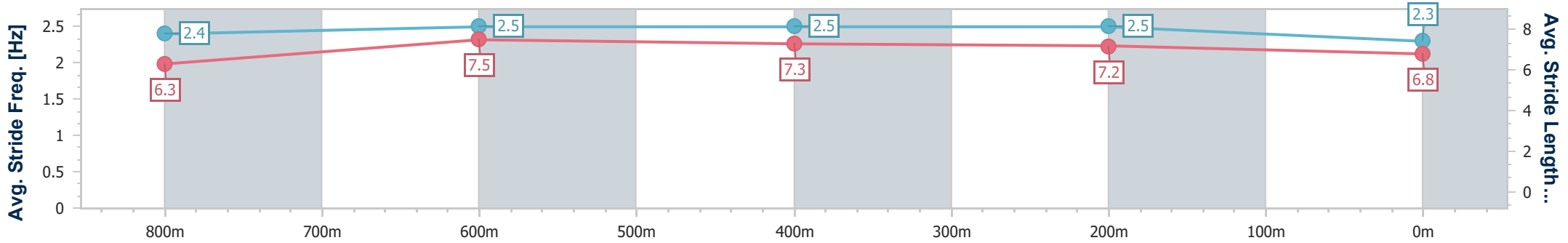
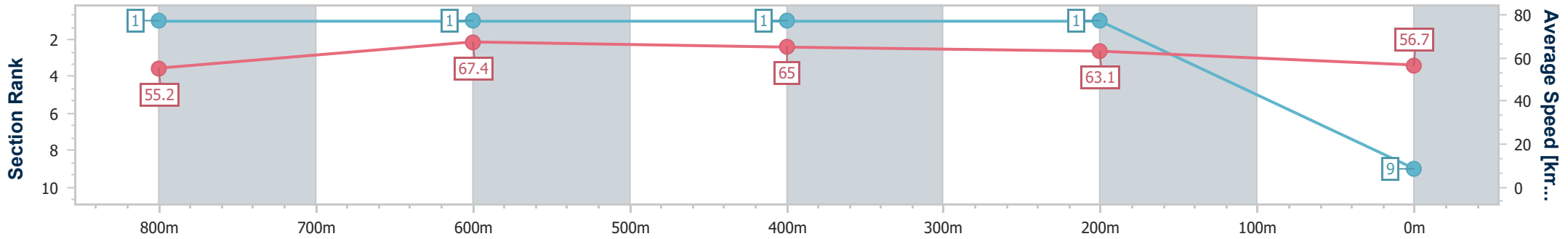
Sunshine Coast QLD Professional
Race 3: COASTLINE BMW XM Class 2 Handicap - 1000m



26 December 2022 - 14:32

Track Rating: Good 4, Weather: Fine, Rail Position: True

Section	Overall	800m	600m	400m	200m
Section Times	0:58.96 [9] (0:13.06)	0:45.90 [1] (0:10.69)	0:35.21 [1] (0:11.09)	0:24.12 [1] (0:11.41)	0:12.71 [1] (0:12.71)
Average Speed [km/h]	55.2	67.4	65.0	63.1	56.7
Top Speed [km/h]	69.4	68.7	65.7	65.1	61.3
Avg. Dist. to Rail [m]	8.7	1.3	0.2	1.1	0.8
Avg. Stride Freq. [Hz]	2.4	2.5	2.5	2.5	2.3
Avg. Stride Length [m]	6.3	7.5	7.3	7.2	6.8



- [] Ranking at each section and finish
- .-.-.- No data available at this section
- NA No data available



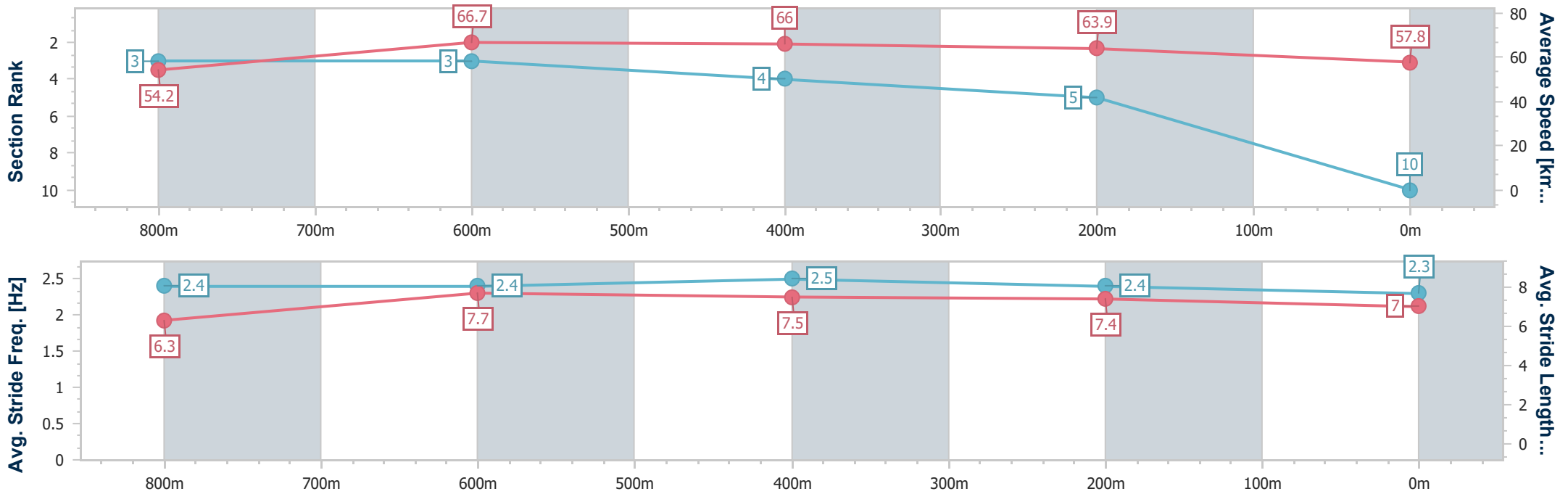
Horse/Jockey Name	Zi Win
Final Rank	10
Fastest Section Time (Section)	0:10.91 (800m)
Top Speed [km/h] (Section)	68.2 (800m)
Race State	Finished



Sunshine Coast QLD Professional
 Race 3: COASTLINE BMW XM Class 2 Handicap - 1000m
 26 December 2022 - 14:32
 Track Rating: Good 4, Weather: Fine, Rail Position: True



Section	Overall	800m	600m	400m	200m
Section Times	0:59.01 [10] (0:13.31)	0:45.70 [3] (0:10.91)	0:34.79 [3] (0:11.03)	0:23.76 [4] (0:11.30)	0:12.46 [5] (0:12.46)
Average Speed [km/h]	54.2	66.7	66.0	63.9	57.8
Top Speed [km/h]	67.6	68.2	67.4	65.2	61.6
Avg. Dist. to Rail [m]	7.5	3.6	1.9	6.4	7.3
Avg. Stride Freq. [Hz]	2.4	2.4	2.5	2.4	2.3
Avg. Stride Length [m]	6.3	7.7	7.5	7.4	7.0



- [] Ranking at each section and finish
- .-.- No data available at this section
- NA No data available