



Sunshine Coast QLD Professional

Race 2: COASTLINE BMW X7 Maiden Handicap - 1800m



26 December 2022 - 13:53

Track Rating: Good 4, Weather: Fine, Rail Position: True

Section		Overall	1600m	1400m	1200m	1000m	800m	600m	Last 600m				
Field Times		1:53.09 (0:13.76)	1:39.33 (0:11.51)	1:27.82 (0:12.13)	1:15.69 (0:12.63)	1:03.06 (0:12.88)	0:50.18 (0:12.49)	0:37.69 (0:12.00)	0:37.69				
Rank	TAB Horse/Jockey	Barrier	Top Speed [km/h]	Fastest Section									Distance Travelled [m]
1	10 TORQUE LEICA STAR Nikita Beriman	11	65.0 1600m	0:11.66 1600m	1:53.09 [1] (0:14.50)	1:38.59 [10] (0:11.66)	1:26.93 [10] (0:12.24)	1:14.69 [9] (0:12.66)	1:02.03 [10] (0:12.71)	0:49.32 [10] (0:12.75)	0:36.57 [9] (0:12.19)	0:36.57	
2	7 CHASSAGNE Angela Jones	7	64.9 Overall	0:11.77 1600m	1:53.33 [2] (0:14.40)	1:38.93 [9] (0:11.77)	1:27.16 [9] (0:12.30)	1:14.86 [10] (0:12.61)	1:02.25 [9] (0:12.73)	0:49.52 [9] (0:12.89)	0:36.63 [11] (0:12.37)	0:36.63	+2
3	5 ANOTHER DIME Sean Cormack	2	65.1 1600m	0:11.50 1600m	1:53.45 [3] (0:14.36)	1:39.09 [8] (0:11.50)	1:27.59 [7] (0:12.16)	1:15.43 [7] (0:12.67)	1:02.76 [7] (0:12.78)	0:49.98 [8] (0:12.86)	0:37.12 [7] (0:12.43)	0:37.12	+1
4	9 EXCUSE ME Brodie Loy	8	65.3 1600m	0:11.56 1600m	1:53.51 [4] (0:14.31)	1:39.20 [6] (0:11.56)	1:27.64 [6] (0:12.21)	1:15.43 [6] (0:12.66)	1:02.77 [6] (0:12.56)	0:50.21 [3] (0:12.10)	0:38.11 [1] (0:12.00)	0:38.11	-1
5	3 THINK D'ORO Lani Allen	12	63.1 Overall	0:11.81 1600m	1:54.08 [5] (0:14.68)	1:39.40 [11] (0:11.81)	1:27.59 [12] (0:12.17)	1:15.42 [12] (0:12.57)	1:02.85 [11] (0:12.74)	0:50.11 [11] (0:12.59)	0:37.52 [10] (0:12.49)	0:37.52	+11
6	11 CALATHIEL Elione Chaves	1	64.8 1400m	0:11.69 1600m	1:54.27 [6] (0:14.73)	1:39.54 [12] (0:11.69)	1:27.85 [11] (0:12.23)	1:15.62 [11] (0:12.60)	1:03.02 [12] (0:12.78)	0:50.24 [12] (0:12.78)	0:37.46 [12] (0:12.48)	0:37.46	-3
7	4 SEQUOIA CHIEFTAIN Matthew Powell	6	65.7 1600m	0:11.54 1600m	1:54.48 [7] (0:14.35)	1:40.13 [7] (0:11.54)	1:28.59 [8] (0:12.23)	1:16.36 [8] (0:12.68)	1:03.68 [8] (0:12.70)	0:50.98 [7] (0:12.52)	0:38.46 [4] (0:12.60)	0:38.46	+6
8	2 OZARCH Taylor Marshall	10	65.4 1600m	0:11.35 1600m	1:54.55 [8] (0:14.18)	1:40.37 [5] (0:11.35)	1:29.02 [3] (0:12.16)	1:16.86 [3] (0:12.38)	1:04.48 [1] (0:12.89)	0:51.59 [1] (0:12.87)	0:38.72 [2] (0:12.63)	0:38.72	+4
9	12 GOLD INVEST Tiffani Brooker	9	66.4 1600m	0:11.48 1600m	1:55.33 [9] (0:13.85)	1:41.48 [2] (0:11.48)	1:30.00 [2] (0:12.17)	1:17.83 [2] (0:12.81)	1:05.02 [3] (0:12.98)	0:52.04 [5] (0:12.93)	0:39.11 [5] (0:12.53)	0:39.11	+4
10	13 SOCIAL DAME Melea Castle	3	64.8 1400m	0:11.46 1600m	1:55.58 [10] (0:14.17)	1:41.41 [4] (0:11.46)	1:29.95 [4] (0:12.16)	1:17.79 [4] (0:12.70)	1:05.09 [4] (0:12.77)	0:52.32 [4] (0:12.96)	0:39.36 [6] (0:12.72)	0:39.36	-4

Scratched: Rufus Winright (#6)

[] Ranking at each section and finish
 -:-:- No data available at this section
 NA No data available

SCN Saddle cloth number
 DNF Did not finish
 DNT Did not track



Sunshine Coast QLD Professional
Race 2: COASTLINE BMW X7 Maiden Handicap - 1800m
 26 December 2022 - 13:53



Track Rating: Good 4, Weather: Fine, Rail Position: True

Section		Overall	1600m	1400m	1200m	1000m	800m	600m	Last 600m						
Field Times		1:53.09 (0:13.76)	1:39.33 (0:11.51)	1:27.82 (0:12.13)	1:15.69 (0:12.63)	1:03.06 (0:12.88)	0:50.18 (0:12.49)	0:37.69 (0:12.00)	0:37.69						
Rank	TAB Horse/Jockey	Barrier	Top Speed [km/h]	Fastest Section											Distance Travelled [m]
11	8 EAGLE VISION Georgina Cartwright	5	66.6	0:11.51	1:56.84 [11] (0:13.76)	1:43.08 [1] (0:11.51)	1:31.57 [1] (0:12.13)	1:19.44 [1] (0:12.63)	1:06.81 [2] (0:12.88)	0:53.93 [2] (0:12.96)	0:40.97 [3] (0:12.83)	0:40.97	+0		
12	1 LET HIM LOOSE Craig Robertson	4	64.7	0:11.51	1:59.62 [12] (0:14.13)	1:45.49 [3] (0:11.51)	1:33.98 [5] (0:12.16)	1:21.82 [5] (0:12.71)	1:09.11 [5] (0:12.95)	0:56.16 [6] (0:13.02)	0:43.14 [8] (0:13.24)	0:43.14	+4		

Scratched: Rufus Winright (#6)

[] Ranking at each section and finish
 -:-:-:- No data available at this section
 NA No data available

SCN Saddle cloth number
 DNF Did not finish
 DNT Did not track



Sunshine Coast QLD Professional

Race 2: COASTLINE BMW X7 Maiden Handicap - 1800m



26 December 2022 - 13:53

Track Rating: Good 4, Weather: Fine, Rail Position: True

Section				400m	200m			Last 600m			
Field Times				0:25.69 (0:12.43)	0:13.26 (0:13.26)			0:37.69			
Rank	TAB	Horse/Jockey	Barrier	Top Speed [km/h]	Fastest Section	Margin				Distance Travelled [m]	
1	10	TORQUE LEICA STAR Nikita Beriman	11	65.0 1600m	0:11.66 1600m	0:24.38 [5] (0:11.88)	0:12.50 [2] (0:12.50)	1:53.09		0:36.57	
2	7	CHASSAGNE Angela Jones	7	64.9 Overall	0:11.77 1600m	0:24.26 [9] (0:12.05)	0:12.21 [5] (0:12.21)	0.24L		0:36.63	+2
3	5	ANOTHER DIME Sean Cormack	2	65.1 1600m	0:11.50 1600m	0:24.69 [7] (0:12.14)	0:12.55 [3] (0:12.55)	0.36L		0:37.12	+1
4	9	EXCUSE ME Brodie Loy	8	65.3 1600m	0:11.56 1600m	0:26.11 [1] (0:12.43)	0:13.68 [1] (0:13.68)	0.42L		0:38.11	-1
5	3	THINK D'ORO Lani Allen	12	63.1 Overall	0:11.81 1600m	0:25.03 [10] (0:12.21)	0:12.82 [7] (0:12.82)	0.99L		0:37.52	+11
6	11	CALATHIEL Elione Chaves	1	64.8 1400m	0:11.69 1600m	0:24.98 [11] (0:12.34)	0:12.64 [9] (0:12.64)	1.18L		0:37.46	-3
7	4	SEQUOIA CHIEFTAIN Matthew Powell	6	65.7 1600m	0:11.54 1600m	0:25.86 [3] (0:12.57)	0:13.29 [6] (0:13.29)	1.39L		0:38.46	+6
8	2	OZARCH Taylor Marshall	10	65.4 1600m	0:11.35 1600m	0:26.09 [2] (0:12.56)	0:13.53 [4] (0:13.53)	1.46L		0:38.72	+4
9	12	GOLD INVEST Tiffani Brooker	9	66.4 1600m	0:11.48 1600m	0:26.58 [4] (0:12.71)	0:13.87 [8] (0:13.87)	2.24L		0:39.11	+4
10	13	SOCIAL DAME Melea Castle	3	64.8 1400m	0:11.46 1600m	0:26.64 [8] (0:13.06)	0:13.58 [10] (0:13.58)	2.49L		0:39.36	-4

Scratched: Rufus Winright (#6)

[] Ranking at each section and finish
 -:-:- No data available at this section
 NA No data available

SCN Saddle cloth number
 DNF Did not finish
 DNT Did not track



Sunshine Coast QLD Professional

Race 2: COASTLINE BMW X7 Maiden Handicap - 1800m



26 December 2022 - 13:53

Track Rating: Good 4, Weather: Fine, Rail Position: True

Section		400m	200m			Last 600m			
Field Times		0:25.69 (0:12.43)	0:13.26 (0:13.26)			0:37.69			
Rank	TAB Horse/Jockey	Barrier	Top Speed [km/h]	Fastest Section	Margin			Distance Travelled [m]	
11	8 EAGLE VISION Georgina Cartwright	5	66.6	0:11.51 Overall 1600m	0:28.14 [6] (0:13.34)	0:14.80 [11] (0:14.80)	3.75L	0:40.97	+0
12	1 LET HIM LOOSE Craig Robertson	4	64.7	0:11.51 1600m	0:29.90 [12] (0:13.66)	0:16.24 [12] (0:16.24)	6.53L	0:43.14	+4

Scratched: Rufus Winright (#6)

[] Ranking at each section and finish
 -:-:-:- No data available at this section
 NA No data available

SCN Saddle cloth number
 DNF Did not finish
 DNT Did not track



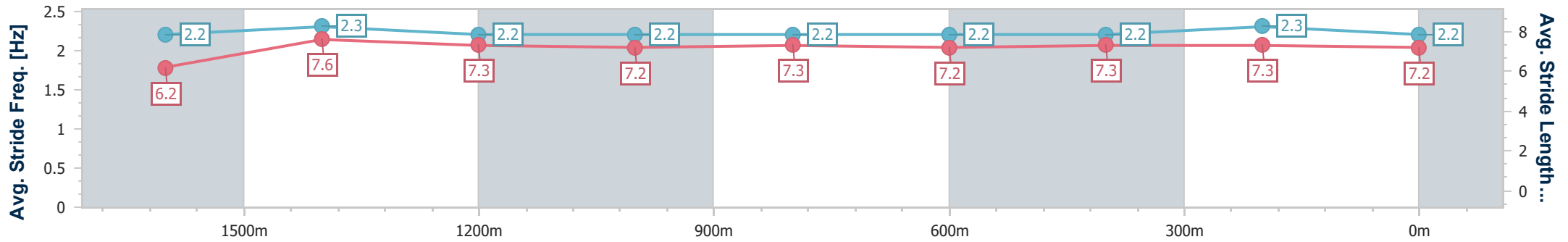
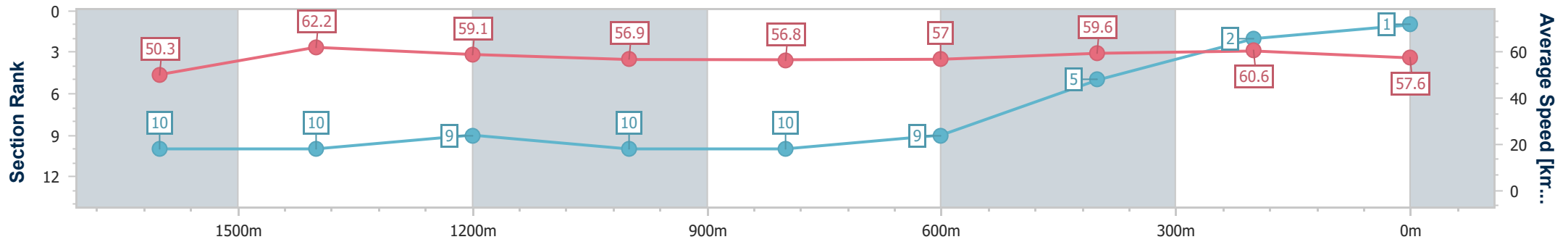
Horse/Jockey Name	Torque Leica Star
Final Rank	1
Fastest Section Time (Section)	0:11.66 (1600m)
Top Speed [km/h] (Section)	65.0 (1600m)
Race State	Finished



Sunshine Coast QLD Professional
 Race 2: COASTLINE BMW X7 Maiden Handicap - 1800m
 26 December 2022 - 13:53
 Track Rating: Good 4, Weather: Fine, Rail Position: True



Section	Overall	1600m	1400m	1200m	1000m	800m	600m	400m	200m
Section Times	1:53.09 [1] (0:14.50)	1:38.59 [10] (0:11.66)	1:26.93 [10] (0:12.24)	1:14.69 [9] (0:12.66)	1:02.03 [10] (0:12.71)	0:49.32 [10] (0:12.75)	0:36.57 [9] (0:12.19)	0:24.38 [5] (0:11.88)	0:12.50 [2] (0:12.50)
Average Speed [km/h]	50.3	62.2	59.1	56.9	56.8	57.0	59.6	60.6	57.6
Top Speed [km/h]	64.0	65.0	60.7	59.5	58.7	58.9	61.3	61.6	59.8
Avg. Dist. to Rail [m]	12.5	2.2	1.4	1.8	1.6	1.4	1.5	2.5	4.3
Avg. Stride Freq. [Hz]	2.2	2.3	2.2	2.2	2.2	2.2	2.2	2.3	2.2
Avg. Stride Length [m]	6.2	7.6	7.3	7.2	7.3	7.2	7.3	7.3	7.2



- [] Ranking at each section and finish
- .-.- No data available at this section
- NA No data available



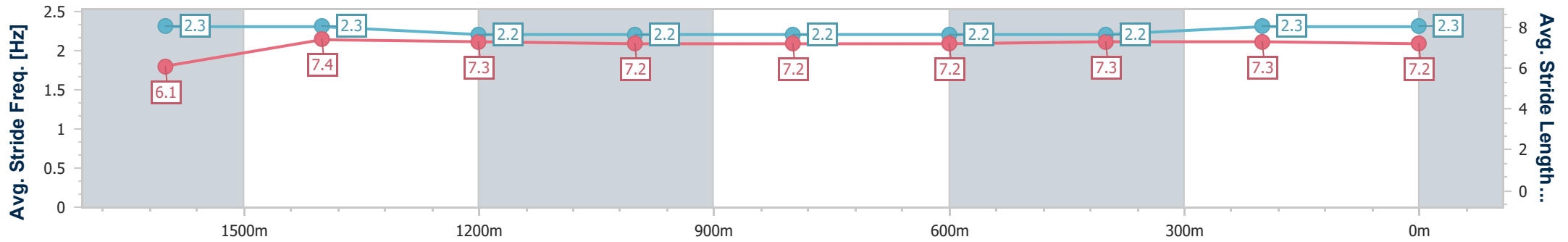
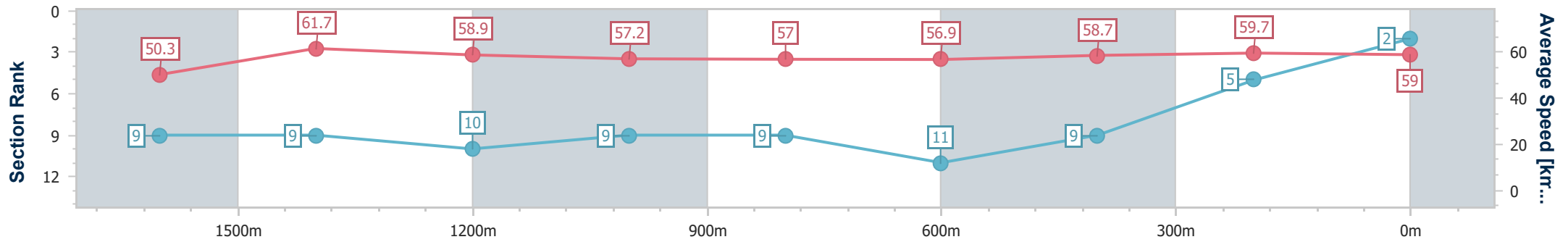
Horse/Jockey Name	Chassagne
Final Rank	2
Fastest Section Time (Section)	0:11.77 (1600m)
Top Speed [km/h] (Section)	64.9 (Overall)
Race State	Finished



Sunshine Coast QLD Professional
 Race 2: COASTLINE BMW X7 Maiden Handicap - 1800m
 26 December 2022 - 13:53
 Track Rating: Good 4, Weather: Fine, Rail Position: True



Section	Overall	1600m	1400m	1200m	1000m	800m	600m	400m	200m
Section Times	1:53.33 [2] (0:14.40)	1:38.93 [9] (0:11.77)	1:27.16 [9] (0:12.30)	1:14.86 [10] (0:12.61)	1:02.25 [9] (0:12.73)	0:49.52 [9] (0:12.89)	0:36.63 [11] (0:12.37)	0:24.26 [9] (0:12.05)	0:12.21 [5]
Average Speed [km/h]	50.3	61.7	58.9	57.2	57.0	56.9	58.7	59.7	59.0
Top Speed [km/h]	64.9	63.4	61.5	60.2	58.8	58.7	59.2	60.4	60.1
Avg. Dist. to Rail [m]	8.2	2.3	2.7	3.2	3.1	3.1	1.3	2.0	2.1
Avg. Stride Freq. [Hz]	2.3	2.3	2.2	2.2	2.2	2.2	2.2	2.3	2.3
Avg. Stride Length [m]	6.1	7.4	7.3	7.2	7.2	7.2	7.3	7.3	7.2



- [] Ranking at each section and finish
- .-.- No data available at this section
- NA No data available



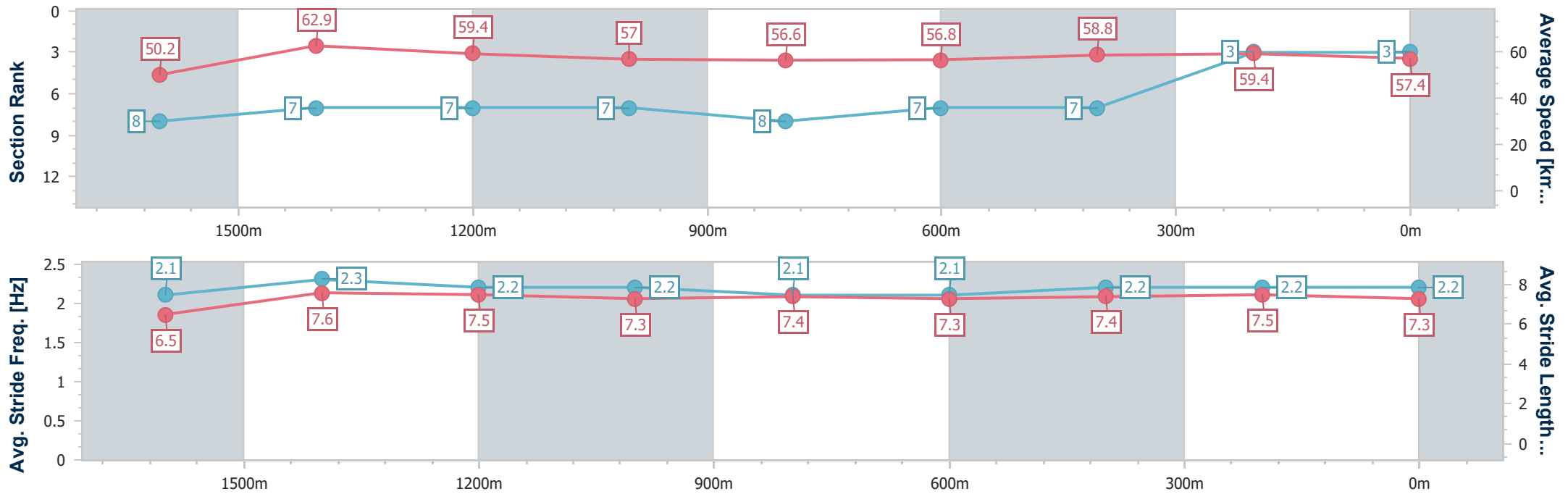
Horse/Jockey Name	Another Dime
Final Rank	3
Fastest Section Time (Section)	0:11.50 (1600m)
Top Speed [km/h] (Section)	65.1 (1600m)
Race State	Finished



Sunshine Coast QLD Professional
 Race 2: COASTLINE BMW X7 Maiden Handicap - 1800m
 26 December 2022 - 13:53
 Track Rating: Good 4, Weather: Fine, Rail Position: True



Section	Overall	1600m	1400m	1200m	1000m	800m	600m	400m	200m
Section Times	1:53.45 [3] (0:14.36)	1:39.09 [8] (0:11.50)	1:27.59 [7] (0:12.16)	1:15.43 [7] (0:12.67)	1:02.76 [7] (0:12.78)	0:49.98 [8] (0:12.86)	0:37.12 [7] (0:12.43)	0:24.69 [7] (0:12.14)	0:12.55 [3] (0:12.55)
Average Speed [km/h]	50.2	62.9	59.4	57.0	56.6	56.8	58.8	59.4	57.4
Top Speed [km/h]	62.9	65.1	62.7	58.4	58.3	59.7	59.7	60.5	58.9
Avg. Dist. to Rail [m]	5.2	1.2	2.2	2.4	2.4	2.4	2.8	4.4	5.0
Avg. Stride Freq. [Hz]	2.1	2.3	2.2	2.2	2.1	2.1	2.2	2.2	2.2
Avg. Stride Length [m]	6.5	7.6	7.5	7.3	7.4	7.3	7.4	7.5	7.3



- [] Ranking at each section and finish
- .-.- No data available at this section
- NA No data available



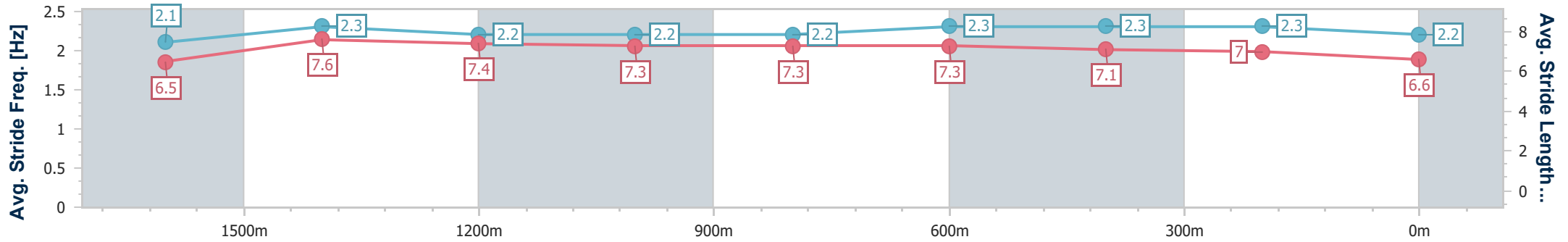
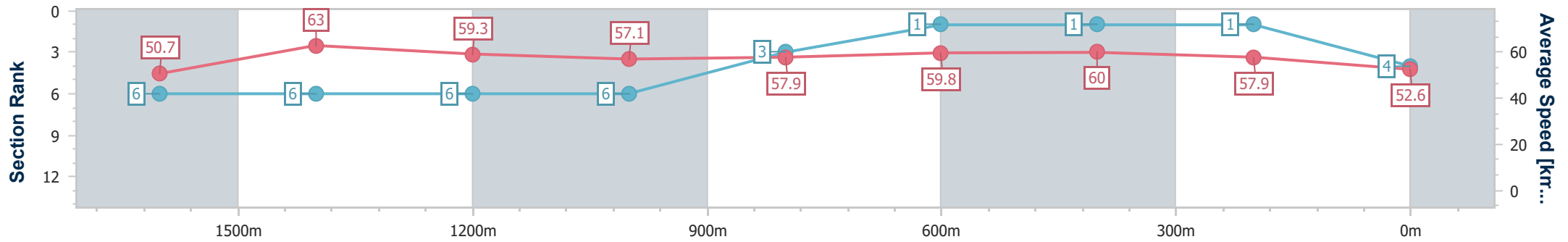
Horse/Jockey Name	Excuse Me
Final Rank	4
Fastest Section Time (Section)	0:11.56 (1600m)
Top Speed [km/h] (Section)	65.3 (1600m)
Race State	Finished



Sunshine Coast QLD Professional
 Race 2: COASTLINE BMW X7 Maiden Handicap - 1800m
 26 December 2022 - 13:53
 Track Rating: Good 4, Weather: Fine, Rail Position: True



Section	Overall	1600m	1400m	1200m	1000m	800m	600m	400m	200m
Section Times	1:53.51 [4] (0:14.31)	1:39.20 [6] (0:11.56)	1:27.64 [6] (0:12.21)	1:15.43 [6] (0:12.66)	1:02.77 [6] (0:12.56)	0:50.21 [3] (0:12.10)	0:38.11 [1] (0:12.00)	0:26.11 [1] (0:12.43)	0:13.68 [1] (0:13.68)
Average Speed [km/h]	50.7	63.0	59.3	57.1	57.9	59.8	60.0	57.9	52.6
Top Speed [km/h]	63.9	65.3	62.0	58.7	60.7	63.0	61.3	59.3	55.9
Avg. Dist. to Rail [m]	9.3	3.0	2.6	2.9	3.4	0.9	0.5	0.8	2.9
Avg. Stride Freq. [Hz]	2.1	2.3	2.2	2.2	2.2	2.3	2.3	2.3	2.2
Avg. Stride Length [m]	6.5	7.6	7.4	7.3	7.3	7.3	7.1	7.0	6.6



- [] Ranking at each section and finish
- .-.- No data available at this section
- NA No data available



Horse/Jockey Name	Think D'oro
Final Rank	5
Fastest Section Time (Section)	0:11.81 (1600m)
Top Speed [km/h] (Section)	63.1 (Overall)
Race State	Finished



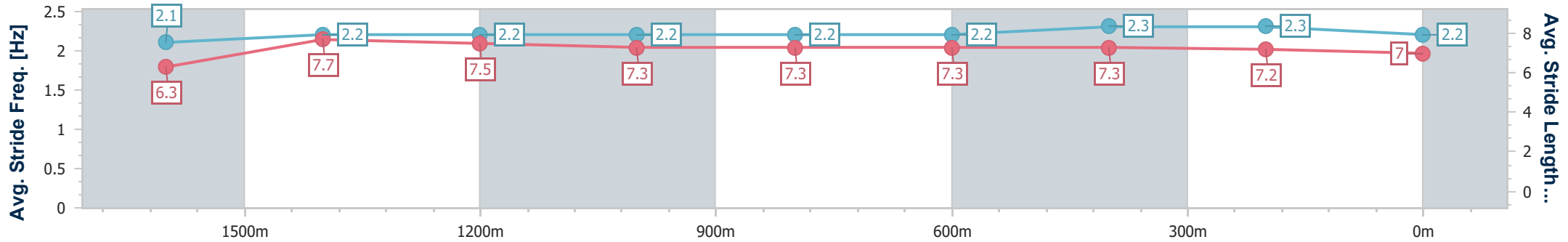
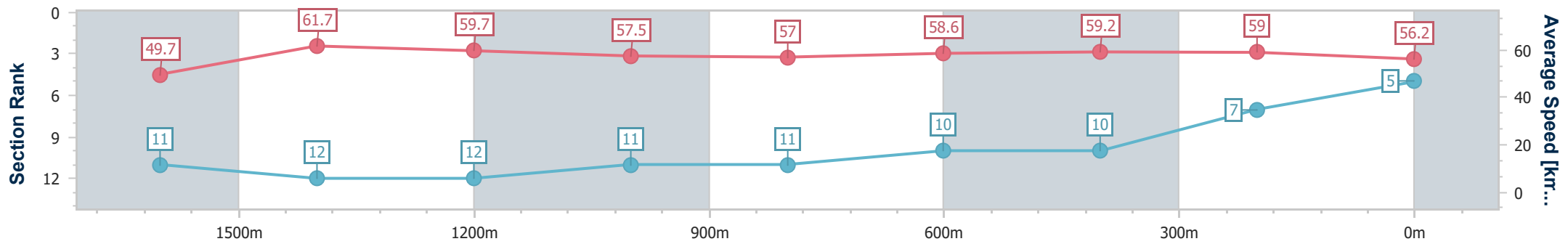
Sunshine Coast QLD Professional
Race 2: COASTLINE BMW X7 Maiden Handicap - 1800m



26 December 2022 - 13:53

Track Rating: Good 4, Weather: Fine, Rail Position: True

Section	Overall	1600m	1400m	1200m	1000m	800m	600m	400m	200m			
Section Times	1:54.08 [5] (0:14.68)	1:39.40 [11] (0:11.81)	1:27.59 [12] (0:12.17)	1:15.42 [12] (0:12.57)	1:02.85 [11] (0:12.74)	0:50.11 [11] (0:12.59)	0:37.52 [10] (0:12.49)	0:25.03 [10] (0:12.21)	0:12.82 [7] (0:12.82)			
Average Speed [km/h]	49.7	61.7	59.7	57.5	57.0	58.6	59.2	59.0	56.2			
Top Speed [km/h]	63.1	62.8	62.3	59.6	59.0	59.2	60.2	60.1	57.9			
Avg. Dist. to Rail [m]	13.2	3.6	3.7	3.8	3.4	4.2	4.5	5.8	5.3			
Avg. Stride Freq. [Hz]	2.1	2.2	2.2	2.2	2.2	2.2	2.3	2.3	2.2			
Avg. Stride Length [m]	6.3	7.7	7.5	7.3	7.3	7.3	7.3	7.2	7.0			



- [] Ranking at each section and finish
- .-.- No data available at this section
- NA No data available



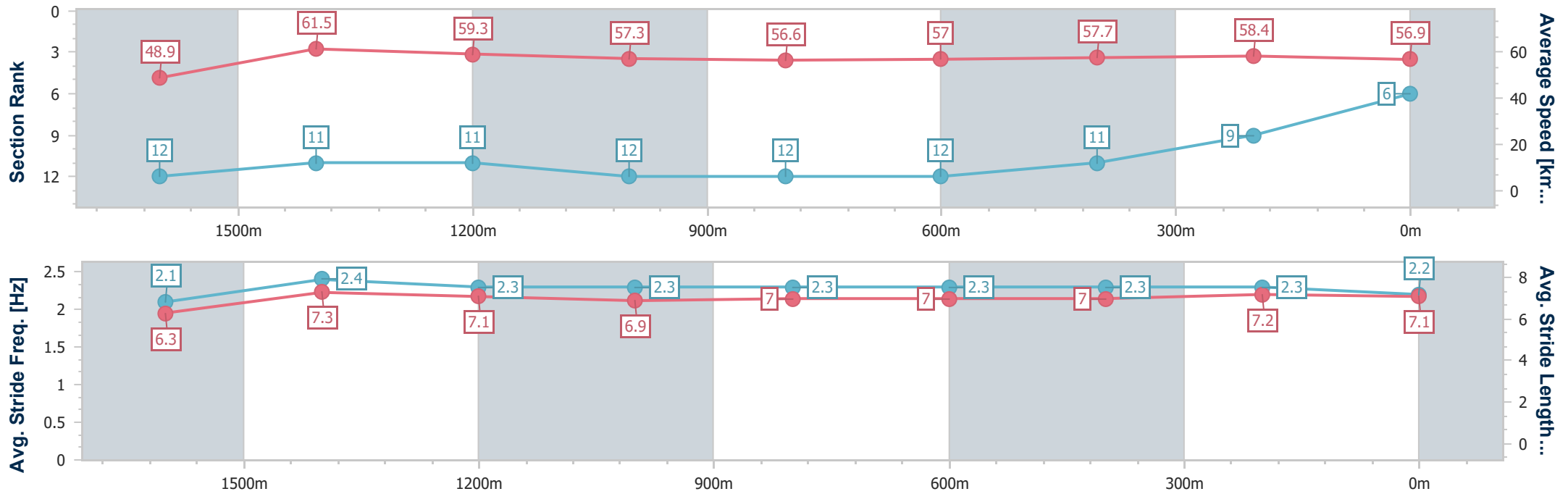
Horse/Jockey Name	Calathiel
Final Rank	6
Fastest Section Time (Section)	0:11.69 (1600m)
Top Speed [km/h] (Section)	64.8 (1400m)
Race State	Finished



Sunshine Coast QLD Professional
 Race 2: COASTLINE BMW X7 Maiden Handicap - 1800m
 26 December 2022 - 13:53
 Track Rating: Good 4, Weather: Fine, Rail Position: True



Section	Overall	1600m	1400m	1200m	1000m	800m	600m	400m	200m
Section Times	1:54.27 [6] (0:14.73)	1:39.54 [12] (0:11.69)	1:27.85 [11] (0:12.23)	1:15.62 [11] (0:12.60)	1:03.02 [12] (0:12.78)	0:50.24 [12] (0:12.78)	0:37.46 [12] (0:12.48)	0:24.98 [11] (0:12.34)	0:12.64 [9] (0:12.64)
Average Speed [km/h]	48.9	61.5	59.3	57.3	56.6	57.0	57.7	58.4	56.9
Top Speed [km/h]	62.5	63.0	64.8	59.2	58.3	57.9	59.0	59.5	58.0
Avg. Dist. to Rail [m]	3.2	1.0	2.5	2.6	2.5	1.9	0.7	2.9	5.5
Avg. Stride Freq. [Hz]	2.1	2.4	2.3	2.3	2.3	2.3	2.3	2.3	2.2
Avg. Stride Length [m]	6.3	7.3	7.1	6.9	7.0	7.0	7.0	7.2	7.1



- [] Ranking at each section and finish
- .-.- No data available at this section
- NA No data available



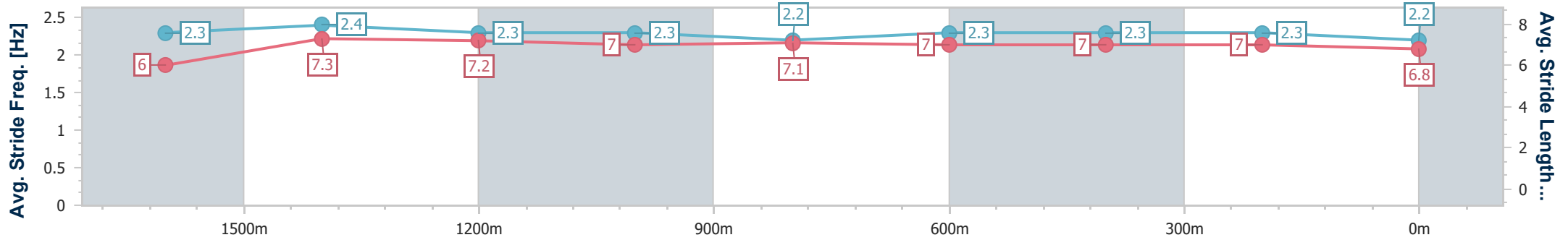
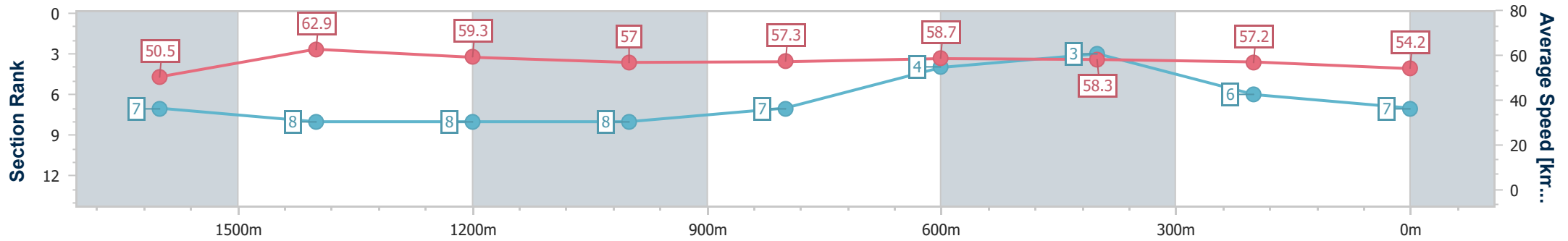
Horse/Jockey Name	Sequoia Chieftain
Final Rank	7
Fastest Section Time (Section)	0:11.54 (1600m)
Top Speed [km/h] (Section)	65.7 (1600m)
Race State	Finished



Sunshine Coast QLD Professional
 Race 2: COASTLINE BMW X7 Maiden Handicap - 1800m
 26 December 2022 - 13:53
 Track Rating: Good 4, Weather: Fine, Rail Position: True



Section	Overall	1600m	1400m	1200m	1000m	800m	600m	400m	200m
Section Times	1:54.48 [7] (0:14.35)	1:40.13 [7] (0:11.54)	1:28.59 [8] (0:12.23)	1:16.36 [8] (0:12.68)	1:03.68 [8] (0:12.70)	0:50.98 [7] (0:12.52)	0:38.46 [4] (0:12.60)	0:25.86 [3] (0:12.57)	0:13.29 [6] (0:13.29)
Average Speed [km/h]	50.5	62.9	59.3	57.0	57.3	58.7	58.3	57.2	54.2
Top Speed [km/h]	63.4	65.7	62.1	59.1	58.4	59.4	60.4	58.5	55.8
Avg. Dist. to Rail [m]	7.8	2.6	3.2	3.1	4.1	3.4	3.4	4.1	4.8
Avg. Stride Freq. [Hz]	2.3	2.4	2.3	2.3	2.2	2.3	2.3	2.3	2.2
Avg. Stride Length [m]	6.0	7.3	7.2	7.0	7.1	7.0	7.0	7.0	6.8



- [] Ranking at each section and finish
- .-.- No data available at this section
- NA No data available



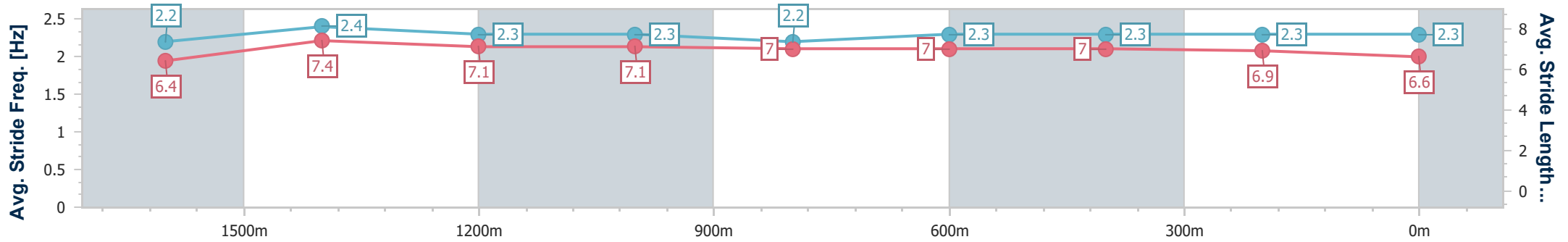
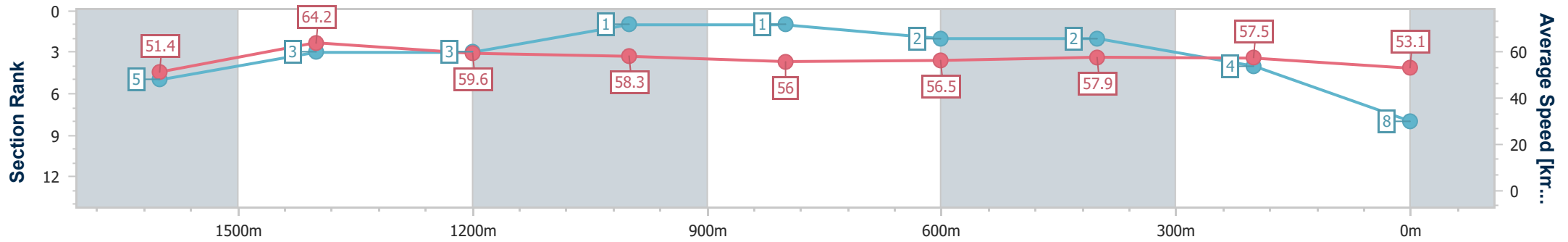
Horse/Jockey Name	Ozarch
Final Rank	8
Fastest Section Time (Section)	0:11.35 (1600m)
Top Speed [km/h] (Section)	65.4 (1600m)
Race State	Finished



Sunshine Coast QLD Professional
 Race 2: COASTLINE BMW X7 Maiden Handicap - 1800m
 26 December 2022 - 13:53
 Track Rating: Good 4, Weather: Fine, Rail Position: True



Section	Overall	1600m	1400m	1200m	1000m	800m	600m	400m	200m
Section Times	1:54.55 [8] (0:14.18)	1:40.37 [5] (0:11.35)	1:29.02 [3] (0:12.16)	1:16.86 [3] (0:12.38)	1:04.48 [1] (0:12.89)	0:51.59 [1] (0:12.87)	0:38.72 [2] (0:12.63)	0:26.09 [2] (0:12.56)	0:13.53 [4] (0:13.53)
Average Speed [km/h]	51.4	64.2	59.6	58.3	56.0	56.5	57.9	57.5	53.1
Top Speed [km/h]	64.3	65.4	63.2	59.6	57.4	58.1	58.5	58.3	55.4
Avg. Dist. to Rail [m]	12.3	2.9	2.2	2.5	1.5	1.8	2.7	1.8	1.7
Avg. Stride Freq. [Hz]	2.2	2.4	2.3	2.3	2.2	2.3	2.3	2.3	2.3
Avg. Stride Length [m]	6.4	7.4	7.1	7.1	7.0	7.0	7.0	6.9	6.6



- [] Ranking at each section and finish
- .-.- No data available at this section
- NA No data available



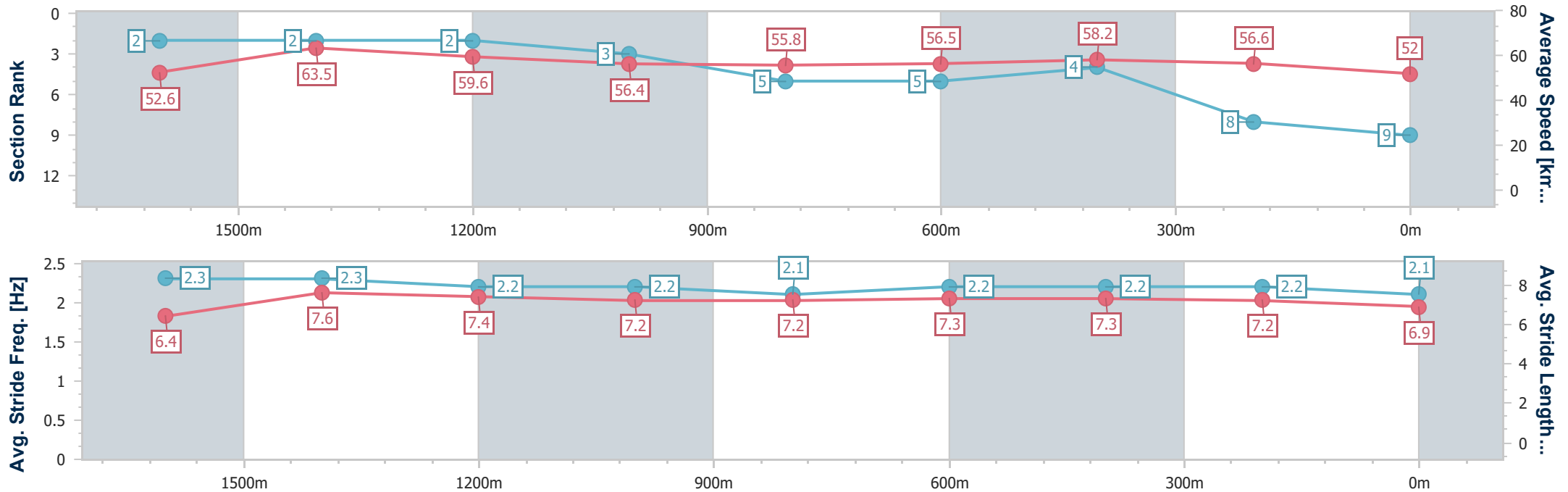
Horse/Jockey Name	Gold Invest
Final Rank	9
Fastest Section Time (Section)	0:11.48 (1600m)
Top Speed [km/h] (Section)	66.4 (1600m)
Race State	Finished



Sunshine Coast QLD Professional
 Race 2: COASTLINE BMW X7 Maiden Handicap - 1800m
 26 December 2022 - 13:53
 Track Rating: Good 4, Weather: Fine, Rail Position: True



Section	Overall	1600m	1400m	1200m	1000m	800m	600m	400m	200m
Section Times	1:55.33 [9] (0:13.85)	1:41.48 [2] (0:11.48)	1:30.00 [2] (0:12.17)	1:17.83 [2] (0:12.81)	1:05.02 [3] (0:12.98)	0:52.04 [5] (0:12.93)	0:39.11 [5] (0:12.53)	0:26.58 [4] (0:12.71)	0:13.87 [8] (0:13.87)
Average Speed [km/h]	52.6	63.5	59.6	56.4	55.8	56.5	58.2	56.6	52.0
Top Speed [km/h]	65.8	66.4	61.4	57.8	56.8	58.1	58.7	57.7	55.1
Avg. Dist. to Rail [m]	11.1	3.2	3.0	3.2	2.6	2.4	2.0	3.7	5.3
Avg. Stride Freq. [Hz]	2.3	2.3	2.2	2.2	2.1	2.2	2.2	2.2	2.1
Avg. Stride Length [m]	6.4	7.6	7.4	7.2	7.2	7.3	7.3	7.2	6.9



- [] Ranking at each section and finish
- .-.- No data available at this section
- NA No data available



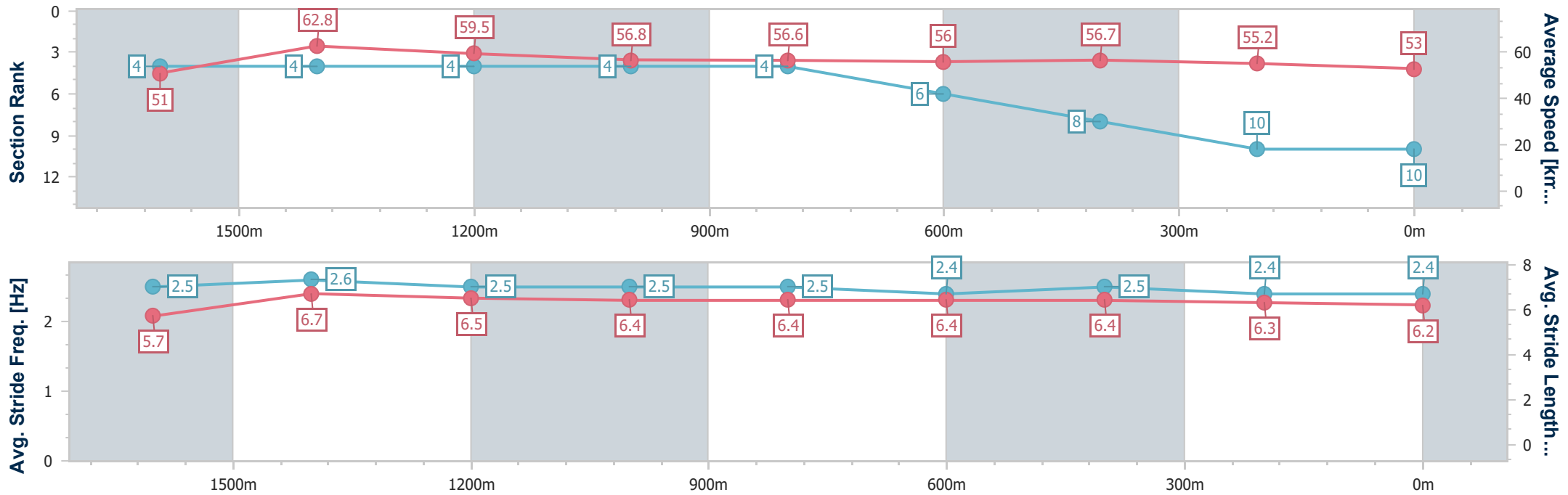
Horse/Jockey Name	Social Dame
Final Rank	10
Fastest Section Time (Section)	0:11.46 (1600m)
Top Speed [km/h] (Section)	64.8 (1400m)
Race State	Finished



Sunshine Coast QLD Professional
 Race 2: COASTLINE BMW X7 Maiden Handicap - 1800m
 26 December 2022 - 13:53
 Track Rating: Good 4, Weather: Fine, Rail Position: True



Section	Overall	1600m	1400m	1200m	1000m	800m	600m	400m	200m
Section Times	1:55.58 [10] (0:14.17)	1:41.41 [4] (0:11.46)	1:29.95 [4] (0:12.16)	1:17.79 [4] (0:12.70)	1:05.09 [4] (0:12.77)	0:52.32 [4] (0:12.96)	0:39.36 [6] (0:12.72)	0:26.64 [8] (0:13.06)	0:13.58 [10] (0:13.58)
Average Speed [km/h]	51.0	62.8	59.5	56.8	56.6	56.0	56.7	55.2	53.0
Top Speed [km/h]	64.7	64.2	64.8	58.2	58.4	57.1	57.4	57.7	54.4
Avg. Dist. to Rail [m]	6.4	0.4	1.8	2.0	1.8	1.2	0.4	1.3	2.3
Avg. Stride Freq. [Hz]	2.5	2.6	2.5	2.5	2.5	2.4	2.5	2.4	2.4
Avg. Stride Length [m]	5.7	6.7	6.5	6.4	6.4	6.4	6.4	6.3	6.2



- [] Ranking at each section and finish
- .-.- No data available at this section
- NA No data available



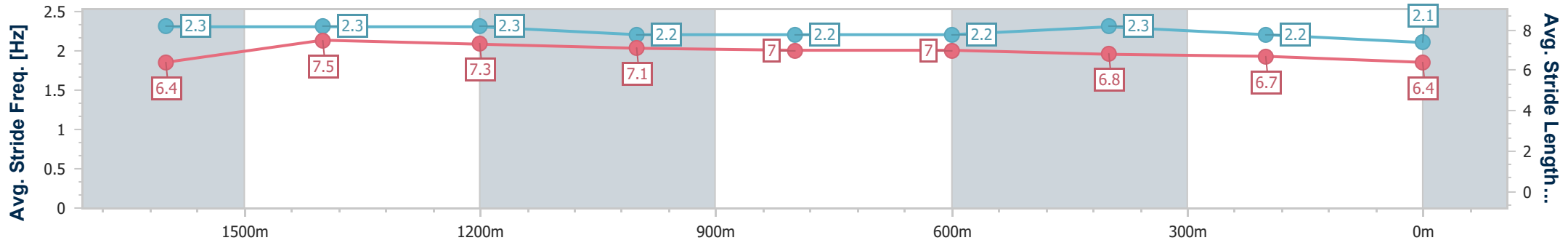
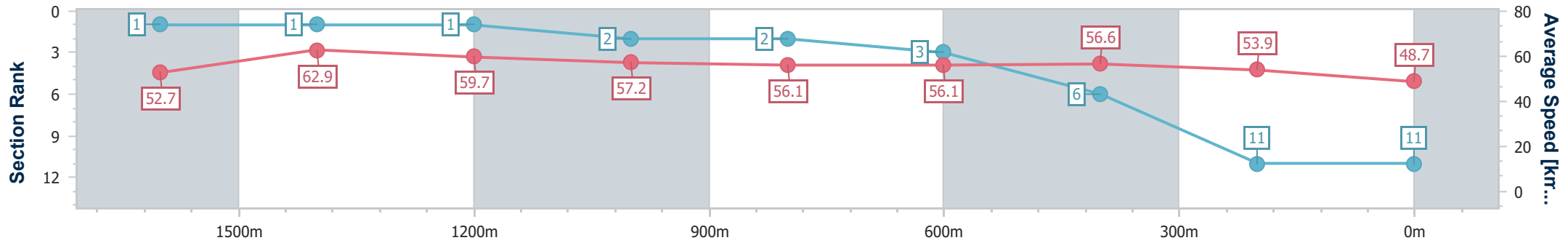
Horse/Jockey Name	Eagle Vision
Final Rank	11
Fastest Section Time (Section)	0:11.51 (1600m)
Top Speed [km/h] (Section)	66.6 (Overall)
Race State	Finished



Sunshine Coast QLD Professional
 Race 2: COASTLINE BMW X7 Maiden Handicap - 1800m
 26 December 2022 - 13:53
 Track Rating: Good 4, Weather: Fine, Rail Position: True



Section	Overall	1600m	1400m	1200m	1000m	800m	600m	400m	200m
Section Times	1:56.84 [11] (0:13.76)	1:43.08 [1] (0:11.51)	1:31.57 [1] (0:12.13)	1:19.44 [1] (0:12.63)	1:06.81 [2] (0:12.88)	0:53.93 [2] (0:12.96)	0:40.97 [3] (0:12.83)	0:28.14 [6] (0:13.34)	0:14.80 [11] (0:14.80)
Average Speed [km/h]	52.7	62.9	59.7	57.2	56.1	56.1	56.6	53.9	48.7
Top Speed [km/h]	66.6	66.1	61.4	58.3	58.3	57.7	57.8	56.3	51.5
Avg. Dist. to Rail [m]	7.7	1.8	1.9	2.0	1.9	1.6	1.6	0.4	1.3
Avg. Stride Freq. [Hz]	2.3	2.3	2.3	2.2	2.2	2.2	2.3	2.2	2.1
Avg. Stride Length [m]	6.4	7.5	7.3	7.1	7.0	7.0	6.8	6.7	6.4



- [] Ranking at each section and finish
- .-.- No data available at this section
- NA No data available



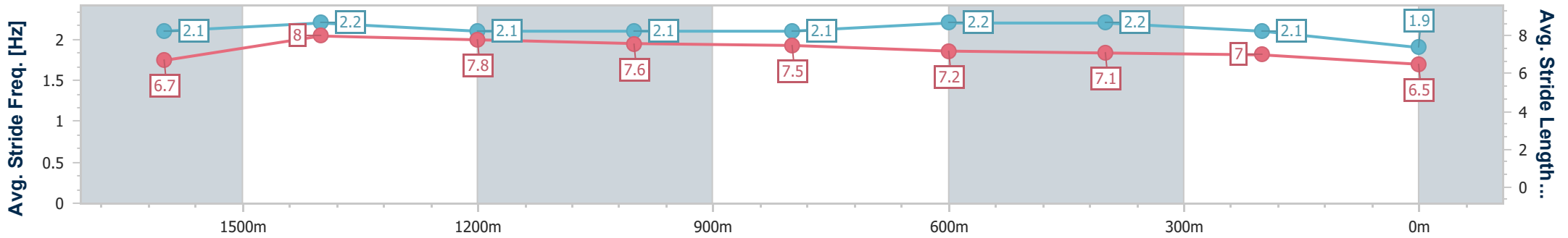
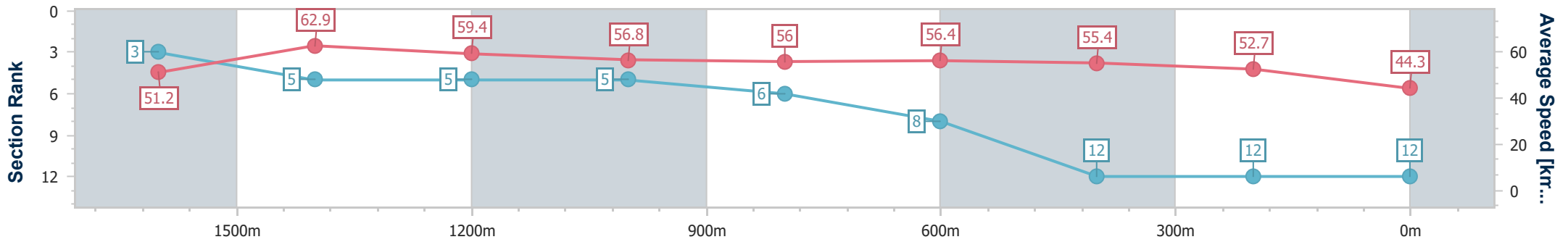
Horse/Jockey Name	Let Him Loose
Final Rank	12
Fastest Section Time (Section)	0:11.51 (1600m)
Top Speed [km/h] (Section)	64.7 (1600m)
Race State	Finished



Sunshine Coast QLD Professional
 Race 2: COASTLINE BMW X7 Maiden Handicap - 1800m
 26 December 2022 - 13:53
 Track Rating: Good 4, Weather: Fine, Rail Position: True



Section	Overall	1600m	1400m	1200m	1000m	800m	600m	400m	200m			
Section Times	1:59.62 [12] (0:14.13)	1:45.49 [3] (0:11.51)	1:33.98 [5] (0:12.16)	1:21.82 [5] (0:12.71)	1:09.11 [5] (0:12.95)	0:56.16 [6] (0:13.02)	0:43.14 [8] (0:13.24)	0:29.90 [12] (0:13.66)	0:16.24 [12] (0:16.24)			
Average Speed [km/h]	51.2	62.9	59.4	56.8	56.0	56.4	55.4	52.7	44.3			
Top Speed [km/h]	62.8	64.7	62.4	59.4	57.2	57.3	56.8	54.5	49.8			
Avg. Dist. to Rail [m]	6.8	1.6	1.8	2.6	3.0	3.2	3.4	4.3	4.0			
Avg. Stride Freq. [Hz]	2.1	2.2	2.1	2.1	2.1	2.2	2.2	2.1	1.9			
Avg. Stride Length [m]	6.7	8.0	7.8	7.6	7.5	7.2	7.1	7.0	6.5			



- [] Ranking at each section and finish
- .-.- No data available at this section
- NA No data available