



Toowoomba QLD Professional

Race 8: HAPPY BIRTHDAY TERRI-AN NOLAN Class 1 Handicap - 1875m

24 December 2022 - 17:01



Track Rating: Good 4, Weather: Fine, Rail Position: +4m Entire

Section														
Field Times	Overall	1600m	1400m	1200m	1000m	800m	600m	Last 600m						
	1:56.26 (0:18.62)	1:37.64 (0:11.01)	1:26.63 (0:11.41)	1:15.22 (0:12.07)	1:03.15 (0:13.03)	0:50.12 (0:12.20)	0:37.92 (0:12.36)	0:37.92						
Rank	TAB	Horse/Jockey	Barrier	Top Speed [km/h]	Fastest Section									Distance Travelled [m]
1	1	ROARING THUNDER Wanderson D'Avila	11	66.5 1400m	0:11.21 1600m	1:56.26 [1] (0:19.08)	1:37.18 [7] (0:11.21)	1:25.97 [7] (0:11.49)	1:14.48 [6] (0:11.88)	1:02.60 [6] (0:13.00)	0:49.60 [7] (0:12.42)	0:37.18 [6] (0:12.16)	0:37.18	
2	8	NITROGLYCERINE Adin Thompson	7	66.8 1600m	0:10.98 1600m	1:56.82 [2] (0:18.86)	1:37.96 [4] (0:10.98)	1:26.98 [3] (0:11.28)	1:15.70 [3] (0:11.99)	1:03.71 [1] (0:13.07)	0:50.64 [3] (0:12.55)	0:38.09 [3] (0:12.42)	0:38.09	+5
3	5	IT MUST BE LOVE Nozi Tomizawa	2	64.5 1400m	0:11.29 1600m	1:56.89 [3] (0:18.81)	1:38.08 [3] (0:11.29)	1:26.79 [4] (0:11.37)	1:15.42 [4] (0:11.91)	1:03.51 [4] (0:13.00)	0:50.51 [5] (0:12.50)	0:38.01 [5] (0:12.53)	0:38.01	-7
4	9	STAR DIVA Tessa Townsend	10	65.4 1600m	0:11.31 1600m	1:57.36 [4] (0:19.48)	1:37.88 [8] (0:11.31)	1:26.57 [8] (0:11.42)	1:15.15 [8] (0:11.62)	1:03.53 [7] (0:12.31)	0:51.22 [1] (0:12.20)	0:39.02 [1] (0:12.36)	0:39.02	-4
5	4	HAGGERSTON Montanna Savva	9	65.9 1600m	0:11.16 1600m	1:57.79 [5] (0:18.71)	1:39.08 [2] (0:11.16)	1:27.92 [2] (0:11.23)	1:16.69 [2] (0:12.14)	1:04.55 [3] (0:13.06)	0:51.49 [4] (0:12.63)	0:38.86 [4] (0:12.57)	0:38.86	+1
6	6	ALALTUN Kenji Yoshida	6	66.2 1600m	0:11.01 1600m	1:57.83 [6] (0:18.62)	1:39.21 [1] (0:11.01)	1:28.20 [1] (0:11.41)	1:16.79 [1] (0:12.16)	1:04.63 [2] (0:13.04)	0:51.59 [2] (0:12.58)	0:39.01 [2] (0:12.47)	0:39.01	-9
7	2	GENERAL ELLIOT Nathan Evans	5	64.9 1600m	0:11.12 1600m	1:58.33 [7] (0:19.00)	1:39.33 [6] (0:11.12)	1:28.21 [5] (0:11.47)	1:16.74 [5] (0:11.98)	1:04.76 [5] (0:13.00)	0:51.76 [6] (0:12.73)	0:39.03 [7] (0:12.81)	0:39.03	+0
8	11	LOLA STAR Stephanie Lacy	3	64.6 1600m	0:11.27 1600m	1:58.63 [8] (0:18.97)	1:39.66 [5] (0:11.27)	1:28.39 [6] (0:11.60)	1:16.79 [7] (0:12.05)	1:04.74 [8] (0:12.92)	0:51.82 [8] (0:12.80)	0:39.02 [8] (0:12.48)	0:39.02	-16

Scratched: Recall Events (#10), Jumeirah Triangle (#7), Nirvana Ninja (#3)

[] Ranking at each section and finish
 -:-:- No data available at this section
 NA No data available

SCN Saddle cloth number
 DNF Did not finish
 DNT Did not track



Toowoomba QLD Professional

Race 8: HAPPY BIRTHDAY TERRI-AN NOLAN Class 1 Handicap - 1875m

24 December 2022 - 17:01



Track Rating: Good 4, Weather: Fine, Rail Position: +4m Entire

Section			400m	200m			Last 600m			
Field Times			0:25.56 (0:12.92)	0:12.64 (0:12.64)			0:37.92			
Rank	TAB	Horse/Jockey	Barrier	Top Speed [km/h]	Fastest Section				Distance Travelled [m]	
1	1	ROARING THUNDER Wanderson D'Avila	11	66.5 1400m	0:11.21 1600m	0:25.02 [3] (0:12.38)	0:12.64 [1] (0:12.64)		0:37.18	
2	8	NITROGLYCERINE Adin Thompson	7	66.8 1600m	0:10.98 1600m	0:25.67 [2] (0:12.69)	0:12.98 [3] (0:12.98)		0:38.09	+5
3	5	IT MUST BE LOVE Nozi Tomizawa	2	64.5 1400m	0:11.29 1600m	0:25.48 [5] (0:12.60)	0:12.88 [4] (0:12.88)		0:38.01	-7
4	9	STAR DIVA Tessa Townsend	10	65.4 1600m	0:11.31 1600m	0:26.66 [1] (0:13.04)	0:13.62 [2] (0:13.62)		0:39.02	-4
5	4	HAGGERSTON Montanna Savva	9	65.9 1600m	0:11.16 1600m	0:26.29 [6] (0:13.01)	0:13.28 [6] (0:13.28)		0:38.86	+1
6	6	ALALTUN Kenji Yoshida	6	66.2 1600m	0:11.01 1600m	0:26.54 [4] (0:13.15)	0:13.39 [5] (0:13.39)		0:39.01	-9
7	2	GENERAL ELLIOT Nathan Evans	5	64.9 1600m	0:11.12 1600m	0:26.22 [7] (0:12.91)	0:13.31 [7] (0:13.31)		0:39.03	+0
8	11	LOLA STAR Stephanie Lacy	3	64.6 1600m	0:11.27 1600m	0:26.54 [8] (0:13.12)	0:13.42 [8] (0:13.42)		0:39.02	-16

Scratched: Recall Events (#10), Jumeirah Triangle (#7), Nirvana Ninja (#3)

[] Ranking at each section and finish
 -:-:- No data available at this section
 NA No data available

SCN Saddle cloth number
 DNF Did not finish
 DNT Did not track



Horse/Jockey Name	Roaring Thunder
Final Rank	1
Fastest Section Time (Section)	0:11.21 (1600m)
Top Speed [km/h] (Section)	66.5 (1400m)
Race State	Finished



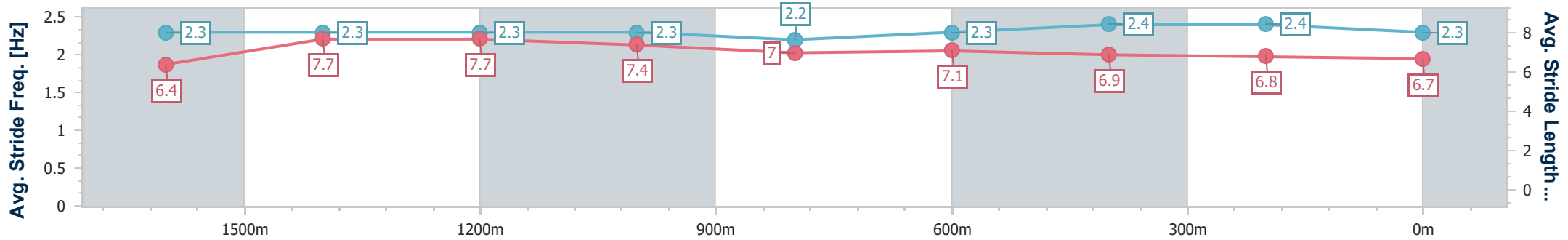
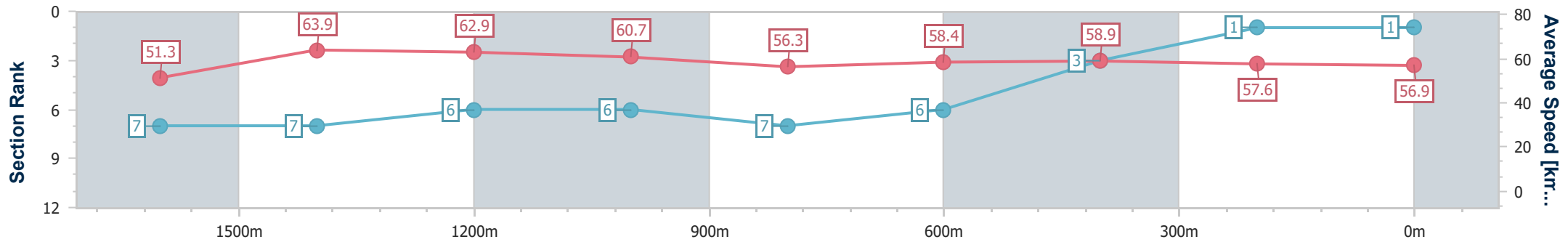
Toowoomba QLD Professional
Race 8: HAPPY BIRTHDAY TERRI-AN NOLAN Class 1 Handicap - 1875m



24 December 2022 - 17:01

Track Rating: Good 4, Weather: Fine, Rail Position: +4m Entire

Section	Overall	1600m	1400m	1200m	1000m	800m	600m	400m	200m				
Section Times	1:56.26 [1] (0:19.08)	1:37.18 [7] (0:11.21)	1:25.97 [7] (0:11.49)	1:14.48 [6] (0:11.88)	1:02.60 [6] (0:13.00)	0:49.60 [7] (0:12.42)	0:37.18 [6] (0:12.16)	0:25.02 [3] (0:12.38)	0:12.64 [1] (0:12.64)				
Average Speed [km/h]	51.3	63.9	62.9	60.7	56.3	58.4	58.9	57.6	56.9				
Top Speed [km/h]	65.4	66.4	66.5	62.2	58.4	61.6	60.6	59.3	57.4				
Avg. Dist. to Rail [m]	3.6	1.4	1.2	3.0	4.1	1.5	1.3	2.1	0.5				
Avg. Stride Freq. [Hz]	2.3	2.3	2.3	2.3	2.2	2.3	2.4	2.4	2.3				
Avg. Stride Length [m]	6.4	7.7	7.7	7.4	7.0	7.1	6.9	6.8	6.7				



- [] Ranking at each section and finish
- .-.- No data available at this section
- NA No data available



Horse/Jockey Name	Nitroglycerine
Final Rank	2
Fastest Section Time (Section)	0:10.98 (1600m)
Top Speed [km/h] (Section)	66.8 (1600m)
Race State	Finished



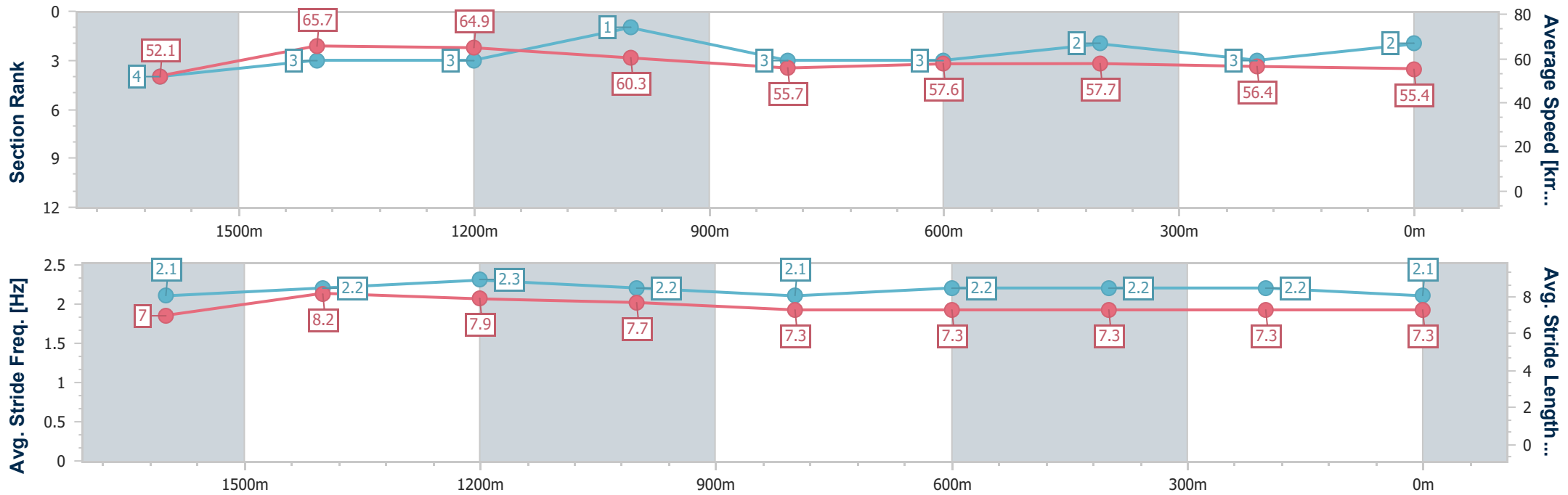
Toowoomba QLD Professional
Race 8: HAPPY BIRTHDAY TERRI-AN NOLAN Class 1 Handicap - 1875m



24 December 2022 - 17:01

Track Rating: Good 4, Weather: Fine, Rail Position: +4m Entire

Section	Overall	1600m	1400m	1200m	1000m	800m	600m	400m	200m
Section Times	1:56.82 [2] (0:18.86)	1:37.96 [4] (0:10.98)	1:26.98 [3] (0:11.28)	1:15.70 [3] (0:11.99)	1:03.71 [1] (0:13.07)	0:50.64 [3] (0:12.55)	0:38.09 [3] (0:12.42)	0:25.67 [2] (0:12.69)	0:12.98 [3] (0:12.98)
Average Speed [km/h]	52.1	65.7	64.9	60.3	55.7	57.6	57.7	56.4	55.4
Top Speed [km/h]	65.4	66.8	65.9	64.6	59.4	59.5	58.8	58.6	56.2
Avg. Dist. to Rail [m]	2.6	1.9	3.7	3.7	3.6	0.8	0.9	1.3	3.0
Avg. Stride Freq. [Hz]	2.1	2.2	2.3	2.2	2.1	2.2	2.2	2.2	2.1
Avg. Stride Length [m]	7.0	8.2	7.9	7.7	7.3	7.3	7.3	7.3	7.3



- [] Ranking at each section and finish
- .-.- No data available at this section
- NA No data available



Horse/Jockey Name	It Must Be Love
Final Rank	3
Fastest Section Time (Section)	0:11.29 (1600m)
Top Speed [km/h] (Section)	64.5 (1400m)
Race State	Finished



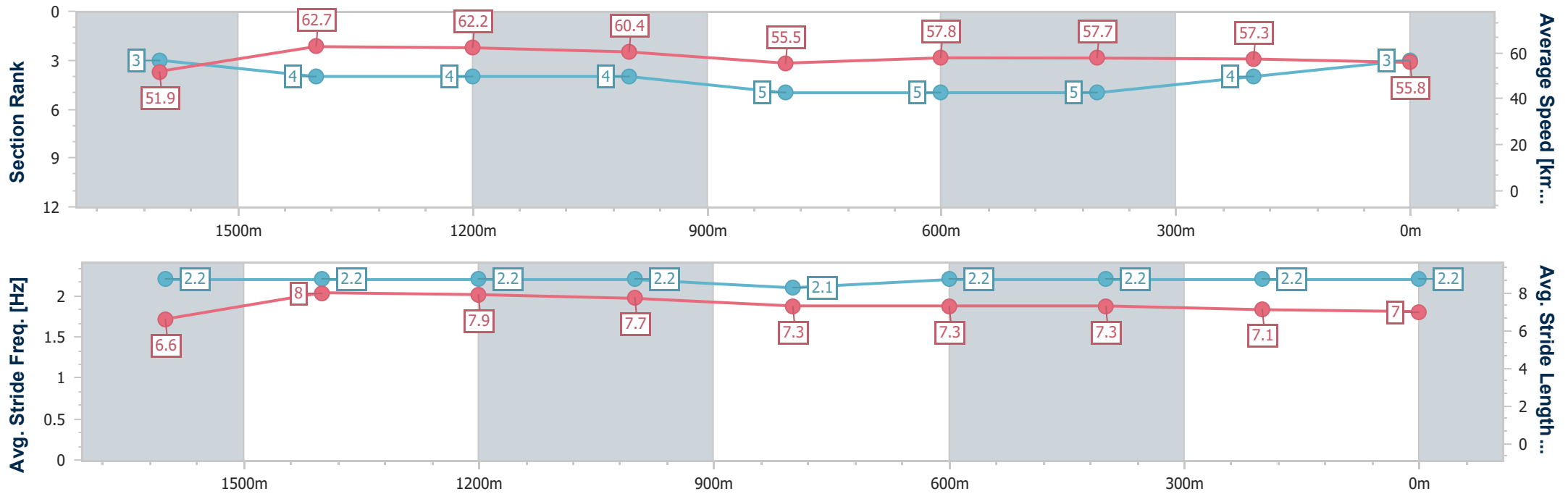
Toowoomba QLD Professional
Race 8: HAPPY BIRTHDAY TERRI-AN NOLAN Class 1 Handicap - 1875m



24 December 2022 - 17:01

Track Rating: Good 4, Weather: Fine, Rail Position: +4m Entire

Section	Overall	1600m	1400m	1200m	1000m	800m	600m	400m	200m
Section Times	1:56.89 [3] (0:18.81)	1:38.08 [3] (0:11.29)	1:26.79 [4] (0:11.37)	1:15.42 [4] (0:11.91)	1:03.51 [4] (0:13.00)	0:50.51 [5] (0:12.50)	0:38.01 [5] (0:12.53)	0:25.48 [5] (0:12.60)	0:12.88 [4] (0:12.88)
Average Speed [km/h]	51.9	62.7	62.2	60.4	55.5	57.8	57.7	57.3	55.8
Top Speed [km/h]	63.1	64.4	64.5	63.7	56.1	59.1	58.9	58.3	56.7
Avg. Dist. to Rail [m]	2.6	4.5	2.8	0.8	0.4	1.0	0.8	1.8	5.6
Avg. Stride Freq. [Hz]	2.2	2.2	2.2	2.2	2.1	2.2	2.2	2.2	2.2
Avg. Stride Length [m]	6.6	8.0	7.9	7.7	7.3	7.3	7.3	7.1	7.0



- [] Ranking at each section and finish
- .-.- No data available at this section
- NA No data available



Horse/Jockey Name	Star Diva
Final Rank	4
Fastest Section Time (Section)	0:11.31 (1600m)
Top Speed [km/h] (Section)	65.4 (1600m)
Race State	Finished



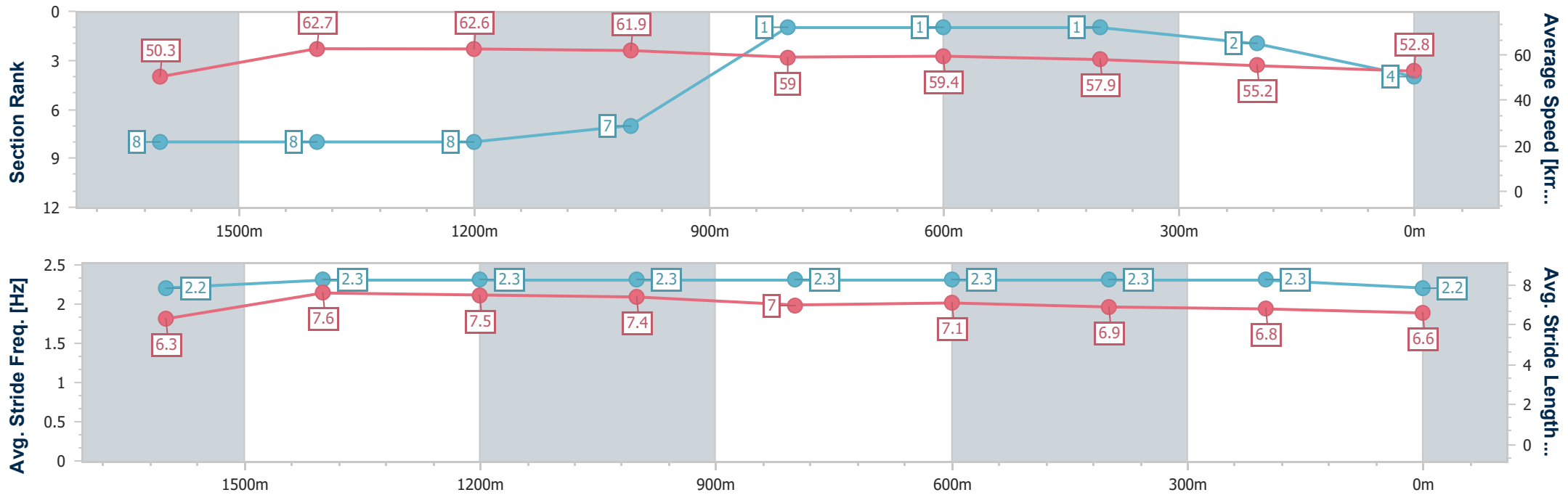
Toowoomba QLD Professional
Race 8: HAPPY BIRTHDAY TERRI-AN NOLAN Class 1 Handicap
- 1875m



24 December 2022 - 17:01

Track Rating: Good 4, Weather: Fine, Rail Position: +4m Entire

Section	Overall	1600m	1400m	1200m	1000m	800m	600m	400m	200m				
Section Times	1:57.36 [4] (0:19.48)	1:37.88 [8] (0:11.31)	1:26.57 [8] (0:11.42)	1:15.15 [8] (0:11.62)	1:03.53 [7] (0:12.31)	0:51.22 [1] (0:12.20)	0:39.02 [1] (0:12.36)	0:26.66 [1] (0:13.04)	0:13.62 [2] (0:13.62)				
Average Speed [km/h]	50.3	62.7	62.6	61.9	59.0	59.4	57.9	55.2	52.8				
Top Speed [km/h]	62.2	65.4	65.3	62.7	60.9	60.7	60.9	55.7	55.2				
Avg. Dist. to Rail [m]	3.5	4.4	1.4	0.4	2.0	1.2	0.8	0.3	1.6				
Avg. Stride Freq. [Hz]	2.2	2.3	2.3	2.3	2.3	2.3	2.3	2.3	2.2				
Avg. Stride Length [m]	6.3	7.6	7.5	7.4	7.0	7.1	6.9	6.8	6.6				



- [] Ranking at each section and finish
- .-.- No data available at this section
- NA No data available



Horse/Jockey Name	Haggerston
Final Rank	5
Fastest Section Time (Section)	0:11.16 (1600m)
Top Speed [km/h] (Section)	65.9 (1600m)
Race State	Finished



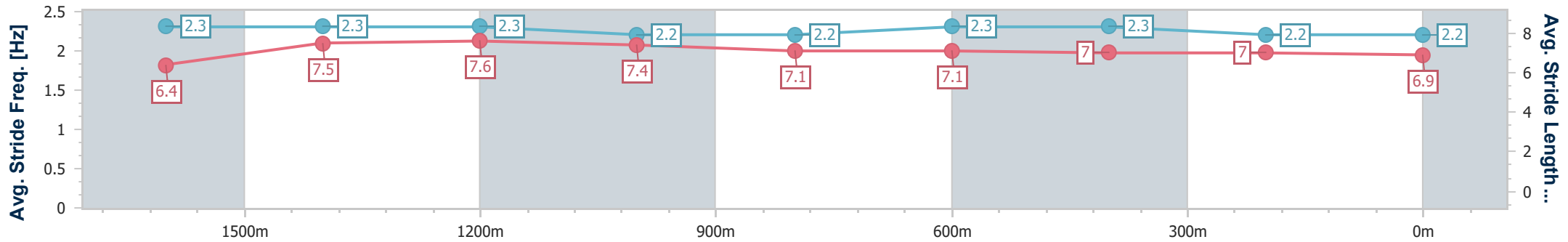
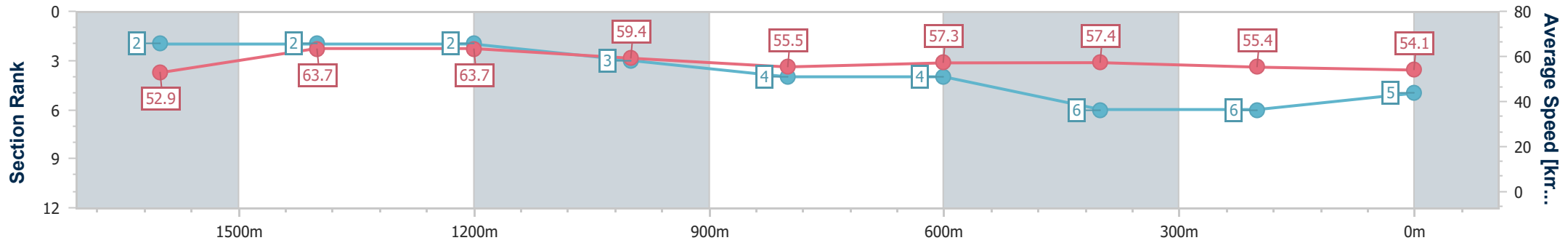
Toowoomba QLD Professional
Race 8: HAPPY BIRTHDAY TERRI-AN NOLAN Class 1 Handicap - 1875m



24 December 2022 - 17:01

Track Rating: Good 4, Weather: Fine, Rail Position: +4m Entire

Section	Overall	1600m	1400m	1200m	1000m	800m	600m	400m	200m				
Section Times	1:57.79 [5] (0:18.71)	1:39.08 [2] (0:11.16)	1:27.92 [2] (0:11.23)	1:16.69 [2] (0:12.14)	1:04.55 [3] (0:13.06)	0:51.49 [4] (0:12.63)	0:38.86 [4] (0:12.57)	0:26.29 [6] (0:13.01)	0:13.28 [6] (0:13.28)				
Average Speed [km/h]	52.9	63.7	63.7	59.4	55.5	57.3	57.4	55.4	54.1				
Top Speed [km/h]	64.2	65.9	65.8	63.0	56.8	59.7	58.9	57.6	54.4				
Avg. Dist. to Rail [m]	3.0	3.5	1.2	1.4	2.0	1.7	0.5	0.8	1.4				
Avg. Stride Freq. [Hz]	2.3	2.3	2.3	2.2	2.2	2.3	2.3	2.2	2.2				
Avg. Stride Length [m]	6.4	7.5	7.6	7.4	7.1	7.1	7.0	7.0	6.9				



- [] Ranking at each section and finish
- .-.- No data available at this section
- NA No data available



Horse/Jockey Name	Alaltun
Final Rank	6
Fastest Section Time (Section)	0:11.01 (1600m)
Top Speed [km/h] (Section)	66.2 (1600m)
Race State	Finished



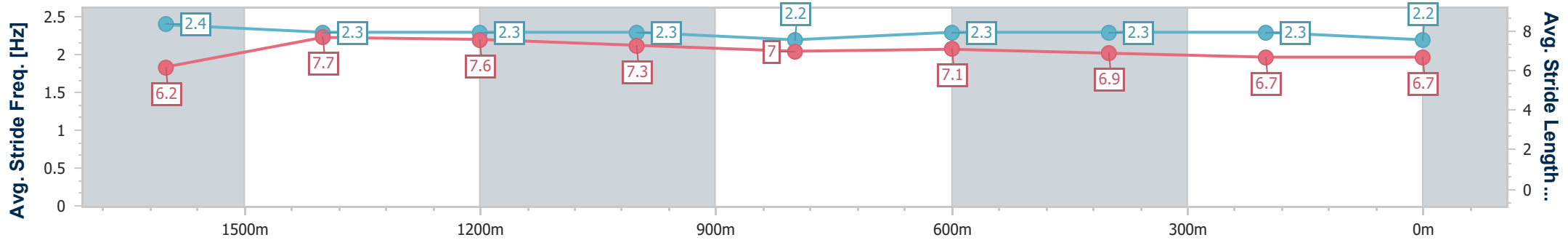
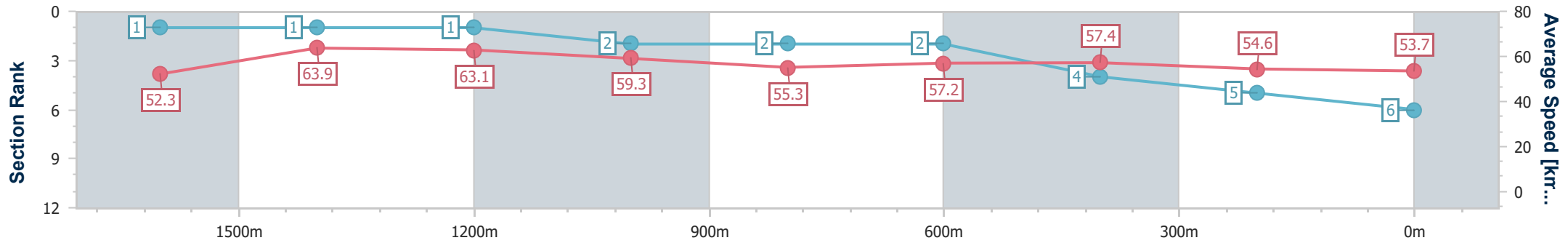
Toowoomba QLD Professional
Race 8: HAPPY BIRTHDAY TERRI-AN NOLAN Class 1 Handicap - 1875m



24 December 2022 - 17:01

Track Rating: Good 4, Weather: Fine, Rail Position: +4m Entire

Section	Overall	1600m	1400m	1200m	1000m	800m	600m	400m	200m			
Section Times	1:57.83 [6] (0:18.62)	1:39.21 [1] (0:11.01)	1:28.20 [1] (0:11.41)	1:16.79 [1] (0:12.16)	1:04.63 [2] (0:13.04)	0:51.59 [2] (0:12.58)	0:39.01 [2] (0:12.47)	0:26.54 [4] (0:13.15)	0:13.39 [5] (0:13.39)			
Average Speed [km/h]	52.3	63.9	63.1	59.3	55.3	57.2	57.4	54.6	53.7			
Top Speed [km/h]	63.3	66.2	65.5	64.0	57.4	58.2	58.5	55.3	54.4			
Avg. Dist. to Rail [m]	3.8	6.2	2.0	1.8	0.5	0.4	1.1	0.9	1.7			
Avg. Stride Freq. [Hz]	2.4	2.3	2.3	2.3	2.2	2.3	2.3	2.3	2.2			
Avg. Stride Length [m]	6.2	7.7	7.6	7.3	7.0	7.1	6.9	6.7	6.7			



- [] Ranking at each section and finish
- .-.- No data available at this section
- NA No data available



Horse/Jockey Name	General Elliot
Final Rank	7
Fastest Section Time (Section)	0:11.12 (1600m)
Top Speed [km/h] (Section)	64.9 (1600m)
Race State	Finished



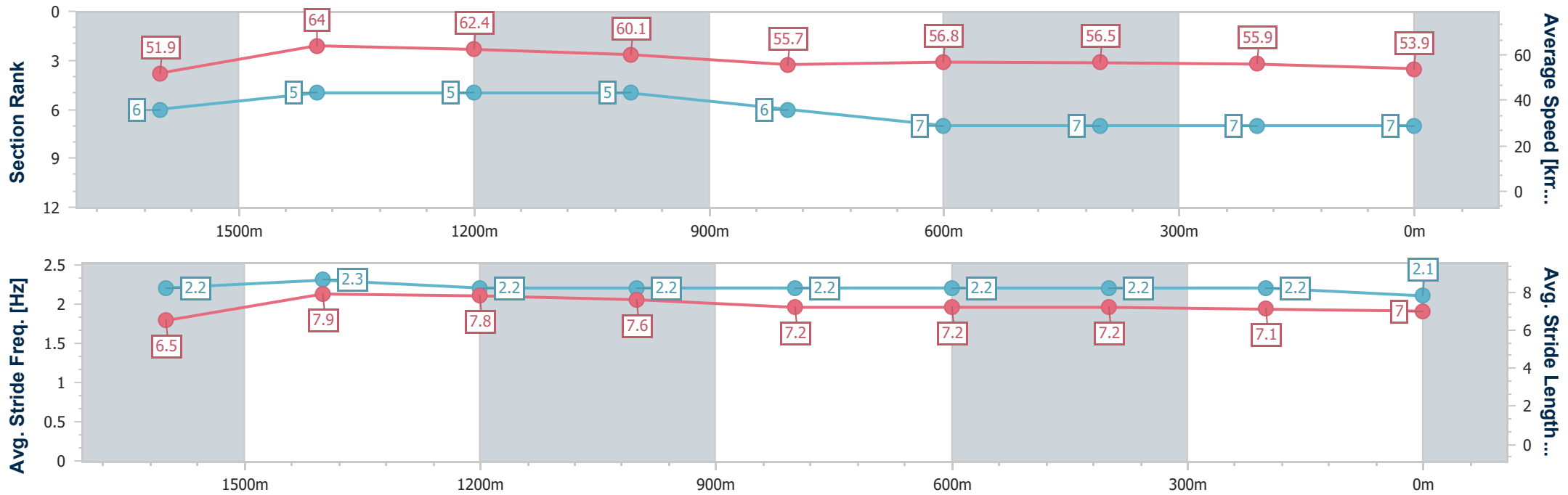
Toowoomba QLD Professional
Race 8: HAPPY BIRTHDAY TERRI-AN NOLAN Class 1 Handicap - 1875m



24 December 2022 - 17:01

Track Rating: Good 4, Weather: Fine, Rail Position: +4m Entire

Section	Overall	1600m	1400m	1200m	1000m	800m	600m	400m	200m
Section Times	1:58.33 [7] (0:19.00)	1:39.33 [6] (0:11.12)	1:28.21 [5] (0:11.47)	1:16.74 [5] (0:11.98)	1:04.76 [5] (0:13.00)	0:51.76 [6] (0:12.73)	0:39.03 [7] (0:12.81)	0:26.22 [7] (0:12.91)	0:13.31 [7] (0:13.31)
Average Speed [km/h]	51.9	64.0	62.4	60.1	55.7	56.8	56.5	55.9	53.9
Top Speed [km/h]	62.4	64.9	64.7	63.9	57.0	58.2	58.2	56.2	55.7
Avg. Dist. to Rail [m]	1.8	3.1	1.0	0.9	1.3	1.1	1.2	0.6	3.3
Avg. Stride Freq. [Hz]	2.2	2.3	2.2	2.2	2.2	2.2	2.2	2.2	2.1
Avg. Stride Length [m]	6.5	7.9	7.8	7.6	7.2	7.2	7.2	7.1	7.0



- [] Ranking at each section and finish
- .-.- No data available at this section
- NA No data available



Horse/Jockey Name	Lola Star
Final Rank	8
Fastest Section Time (Section)	0:11.27 (1600m)
Top Speed [km/h] (Section)	64.6 (1600m)
Race State	Finished



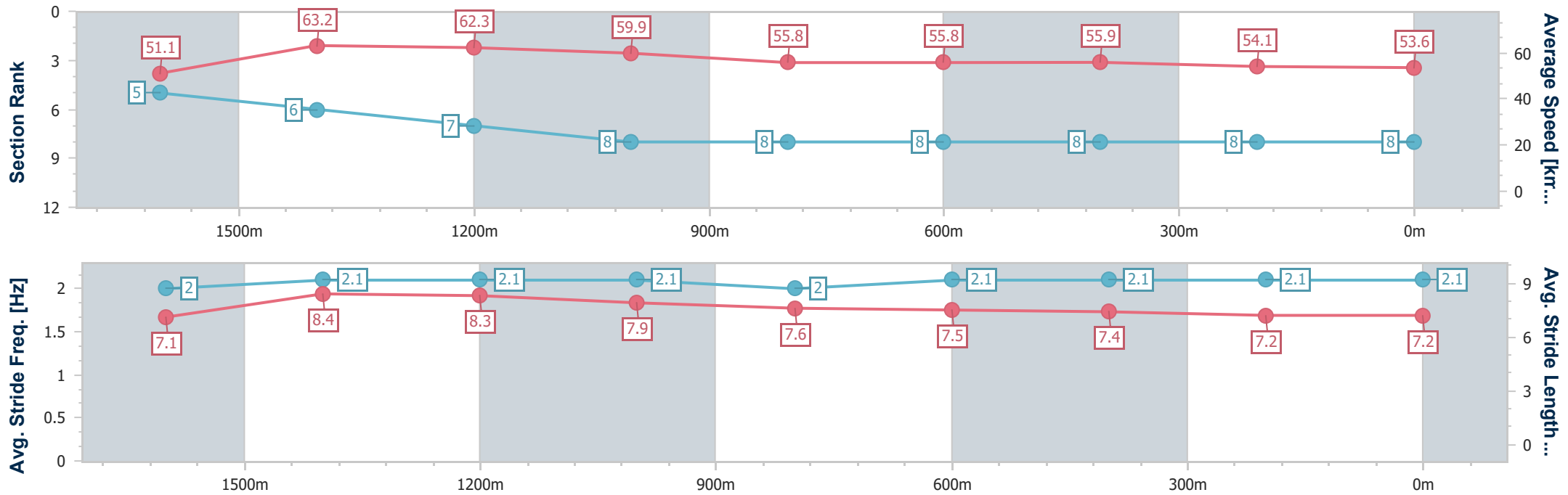
Toowoomba QLD Professional
Race 8: HAPPY BIRTHDAY TERRI-AN NOLAN Class 1 Handicap - 1875m



24 December 2022 - 17:01

Track Rating: Good 4, Weather: Fine, Rail Position: +4m Entire

Section	Overall	1600m	1400m	1200m	1000m	800m	600m	400m	200m			
Section Times	1:58.63 [8] (0:18.97)	1:39.66 [5] (0:11.27)	1:28.39 [6] (0:11.60)	1:16.79 [7] (0:12.05)	1:04.74 [8] (0:12.92)	0:51.82 [8] (0:12.80)	0:39.02 [8] (0:12.48)	0:26.54 [8] (0:13.12)	0:13.42 [8] (0:13.42)			
Average Speed [km/h]	51.1	63.2	62.3	59.9	55.8	55.8	55.9	54.1	53.6			
Top Speed [km/h]	64.0	64.6	64.4	61.7	57.3	57.7	57.0	56.5	54.8			
Avg. Dist. to Rail [m]	4.2	2.4	1.8	3.3	0.8	3.1	5.6	2.8	0.3			
Avg. Stride Freq. [Hz]	2.0	2.1	2.1	2.1	2.0	2.1	2.1	2.1	2.1			
Avg. Stride Length [m]	7.1	8.4	8.3	7.9	7.6	7.5	7.4	7.2	7.2			



- [] Ranking at each section and finish
- .-.- No data available at this section
- NA No data available