



Toowoomba QLD Professional
Race 6: 1EQUINE - FOR THE EQUINE ATHLETE BENCHMARK 68
Handicap - 1300m
24 December 2022 - 15:36



Track Rating: Good 4, Weather: Fine, Rail Position: +4m Entire

Section		Overall	1200m	1000m	800m	600m	400m	Last 600m				
Field Times		1:19.75 (0:08.22)	1:11.53 (0:11.62)	0:59.91 (0:12.34)	0:47.57 (0:12.10)	0:35.47 (0:11.76)	0:23.71 (0:11.90)	0:35.47				
Rank	TAB Horse/Jockey	Barrier	Top Speed [km/h]	Fastest Section	Distance Travelled [m]							
1	7 SHOTGUN SOCKS Wanderson D'Avila	4	64.2 600m	0:08.57 Overall	1:19.75 [1] (0:08.57)	1:11.18 [3] (0:11.72)	0:59.46 [3] (0:12.35)	0:47.11 [3] (0:12.12)	0:34.99 [5] (0:11.54)	0:23.45 [4] (0:11.64)	0:34.99	
2	4 TO LOVE SOMEBODY Jake Molloy	8	64.0 600m	0:08.59 Overall	1:20.11 [2] (0:08.59)	1:11.52 [4] (0:11.66)	0:59.86 [4] (0:12.46)	0:47.40 [4] (0:12.10)	0:35.30 [6] (0:11.55)	0:23.75 [5] (0:11.79)	0:35.30	+3
3	2 HARRYANDTHETIGER Nick Keal	6	64.1 1200m	0:08.77 Overall	1:20.21 [3] (0:08.77)	1:11.44 [5] (0:11.58)	0:59.86 [5] (0:12.51)	0:47.35 [5] (0:12.14)	0:35.21 [7] (0:11.65)	0:23.56 [7] (0:11.63)	0:35.21	+1
4	3 SEMPREINTE Tessa Townsend	1	65.6 600m	0:08.93 Overall	1:20.25 [4] (0:08.93)	1:11.32 [6] (0:11.77)	0:59.55 [7] (0:12.51)	0:47.04 [7] (0:11.50)	0:35.54 [4] (0:11.42)	0:24.12 [3] (0:11.98)	0:35.54	+6
5	8 ZOUESAY Kenji Yoshida	2	64.0 1200m	0:08.22 Overall	1:20.62 [5] (0:08.22)	1:12.40 [1] (0:11.62)	1:00.78 [1] (0:12.34)	0:48.44 [1] (0:12.10)	0:36.34 [1] (0:11.76)	0:24.58 [2] (0:12.14)	0:36.34	+3
6	1 INCOMPARABLE Nozi Tomizawa	5	64.2 600m	0:08.37 Overall	1:20.63 [6] (0:08.37)	1:12.26 [2] (0:11.57)	1:00.69 [2] (0:12.46)	0:48.23 [2] (0:12.14)	0:36.09 [2] (0:11.54)	0:24.55 [1] (0:11.86)	0:36.09	+4
7	6 NAVAL STRIKE Montanna Savva	7	68.6 1200m	0:09.37 Overall	1:21.04 [7] (0:09.37)	1:11.67 [7] (0:11.27)	1:00.40 [6] (0:12.36)	0:48.04 [6] (0:11.56)	0:36.48 [3] (0:11.85)	0:24.63 [6] (0:12.30)	0:36.48	+13

Scratched: Anyway You Want It (#5)



Toowoomba QLD Professional
Race 6: 1EQUINE - FOR THE EQUINE ATHLETE BENCHMARK 68
Handicap - 1300m
24 December 2022 - 15:36



Track Rating: Good 4, Weather: Fine, Rail Position: +4m Entire

Section				200m		Last 600m	
Field Times				0:11.81 (0:11.81)		0:35.47	
Rank	TAB	Horse/Jockey	Barrier	Top Speed [km/h]	Fastest Section		Distance Travelled [m]
1	7	SHOTGUN SOCKS Wanderson D'Avila	4	64.2 600m	0:08.57 Overall	0:11.81 [1] (0:11.81)	0:34.99
2	4	TO LOVE SOMEBODY Jake Molloy	8	64.0 600m	0:08.59 Overall	0:11.96 [4] (0:11.96)	0:35.30 +3
3	2	HARRYANDTHETIGER Nick Keal	6	64.1 1200m	0:08.77 Overall	0:11.93 [6] (0:11.93)	0:35.21 +1
4	3	SEMPREINTE Tessa Townsend	1	65.6 600m	0:08.93 Overall	0:12.14 [3] (0:12.14)	0:35.54 +6
5	8	ZOUESAY Kenji Yoshida	2	64.0 1200m	0:08.22 Overall	0:12.44 [5] (0:12.44)	0:36.34 +3
6	1	INCOMPARABLE Nozi Tomizawa	5	64.2 600m	0:08.37 Overall	0:12.69 [2] (0:12.69)	0:36.09 +4
7	6	NAVAL STRIKE Montanna Savva	7	68.6 1200m	0:09.37 Overall	0:12.33 [7] (0:12.33)	0:36.48 +13

Scratched: Anyway You Want It (#5)



Horse/Jockey Name	Shotgun Socks
Final Rank	1
Fastest Section Time (Section)	0:08.57 (Overall)
Top Speed [km/h] (Section)	64.2 (600m)
Race State	Finished



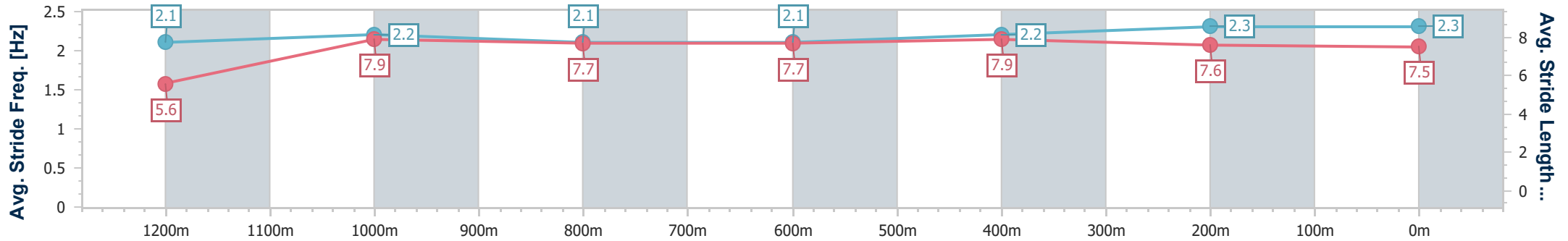
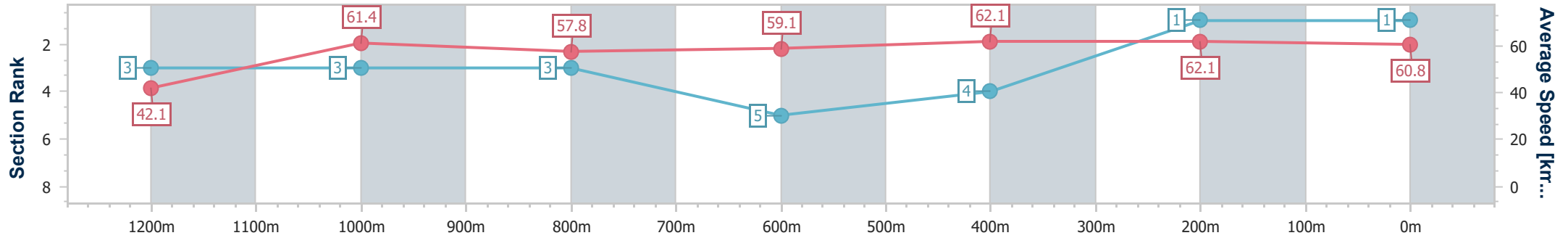
Toowoomba QLD Professional
 Race 6: 1EQUINE - FOR THE EQUINE ATHLETE BENCHMARK
 68 Handicap - 1300m



24 December 2022 - 15:36

Track Rating: Good 4, Weather: Fine, Rail Position: +4m Entire

Section	Overall	1200m	1000m	800m	600m	400m	200m
Section Times	1:19.75 [1] (0:08.57)	1:11.18 [3] (0:11.72)	0:59.46 [3] (0:12.35)	0:47.11 [3] (0:12.12)	0:34.99 [5] (0:11.54)	0:23.45 [4] (0:11.64)	0:11.81 [1] (0:11.81)
Average Speed [km/h]	42.1	61.4	57.8	59.1	62.1	62.1	60.8
Top Speed [km/h]	60.6	63.7	59.3	63.9	64.2	63.4	62.6
Avg. Dist. to Rail [m]	0.7	1.9	2.3	1.9	1.0	2.2	3.8
Avg. Stride Freq. [Hz]	2.1	2.2	2.1	2.1	2.2	2.3	2.3
Avg. Stride Length [m]	5.6	7.9	7.7	7.7	7.9	7.6	7.5



- [] Ranking at each section and finish
- .-.- No data available at this section
- NA No data available



Horse/Jockey Name	To Love Somebody
Final Rank	2
Fastest Section Time (Section)	0:08.59 (Overall)
Top Speed [km/h] (Section)	64.0 (600m)
Race State	Finished



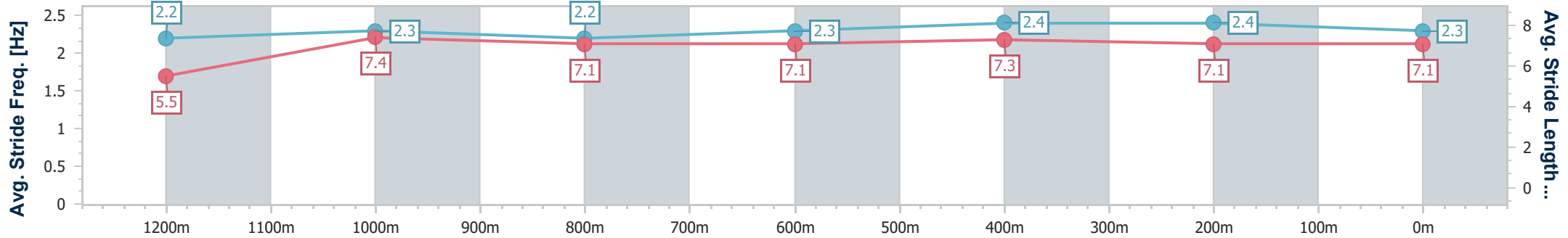
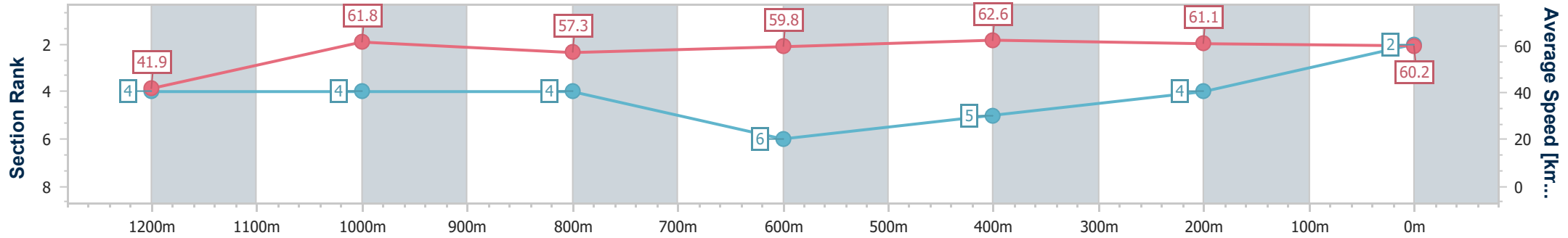
Toowoomba QLD Professional
Race 6: 1EQUINE - FOR THE EQUINE ATHLETE BENCHMARK
68 Handicap - 1300m



24 December 2022 - 15:36

Track Rating: Good 4, Weather: Fine, Rail Position: +4m Entire

Section	Overall	1200m	1000m	800m	600m	400m	200m
Section Times	1:20.11 [2] (0:08.59)	1:11.52 [4] (0:11.66)	0:59.86 [4] (0:12.46)	0:47.40 [4] (0:12.10)	0:35.30 [6] (0:11.55)	0:23.75 [5] (0:11.79)	0:11.96 [4] (0:11.96)
Average Speed [km/h]	41.9	61.8	57.3	59.8	62.6	61.1	60.2
Top Speed [km/h]	60.2	63.5	58.5	63.7	64.0	62.2	61.8
Avg. Dist. to Rail [m]	2.9	0.8	1.7	1.0	0.9	1.3	4.1
Avg. Stride Freq. [Hz]	2.2	2.3	2.2	2.3	2.4	2.4	2.3
Avg. Stride Length [m]	5.5	7.4	7.1	7.1	7.3	7.1	7.1



- [] Ranking at each section and finish
- .-.- No data available at this section
- NA No data available



Horse/Jockey Name	Harryandthetiger
Final Rank	3
Fastest Section Time (Section)	0:08.77 (Overall)
Top Speed [km/h] (Section)	64.1 (1200m)
Race State	Finished



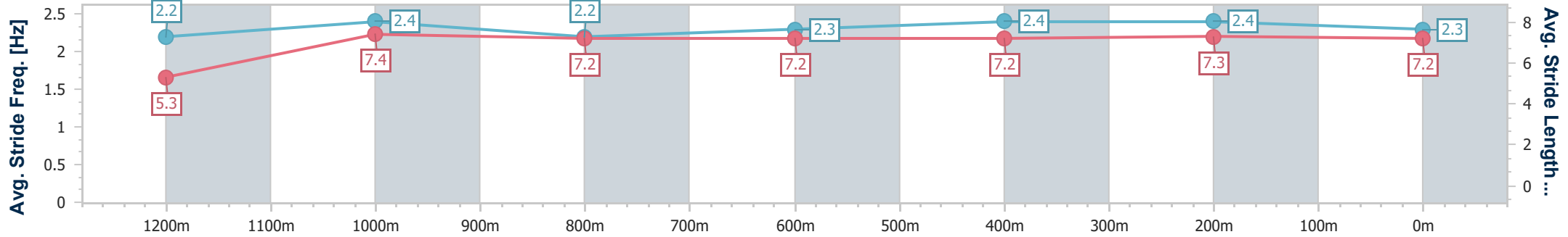
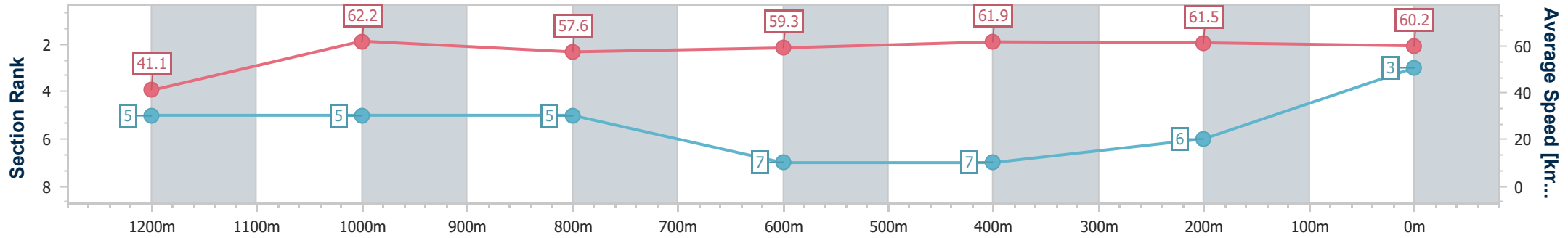
Toowoomba QLD Professional
 Race 6: 1EQUINE - FOR THE EQUINE ATHLETE BENCHMARK
 68 Handicap - 1300m



24 December 2022 - 15:36

Track Rating: Good 4, Weather: Fine, Rail Position: +4m Entire

Section	Overall	1200m	1000m	800m	600m	400m	200m
Section Times	1:20.21 [3] (0:08.77)	1:11.44 [5] (0:11.58)	0:59.86 [5] (0:12.51)	0:47.35 [5] (0:12.14)	0:35.21 [7] (0:11.65)	0:23.56 [7] (0:11.63)	0:11.93 [6] (0:11.93)
Average Speed [km/h]	41.1	62.2	57.6	59.3	61.9	61.5	60.2
Top Speed [km/h]	60.3	64.1	60.9	62.1	63.6	62.9	62.8
Avg. Dist. to Rail [m]	0.8	1.7	0.6	0.5	0.4	1.5	1.3
Avg. Stride Freq. [Hz]	2.2	2.4	2.2	2.3	2.4	2.4	2.3
Avg. Stride Length [m]	5.3	7.4	7.2	7.2	7.2	7.3	7.2



- [] Ranking at each section and finish
- .-.- No data available at this section
- NA No data available



Horse/Jockey Name	Sempreinte
Final Rank	4
Fastest Section Time (Section)	0:08.93 (Overall)
Top Speed [km/h] (Section)	65.6 (600m)
Race State	Finished



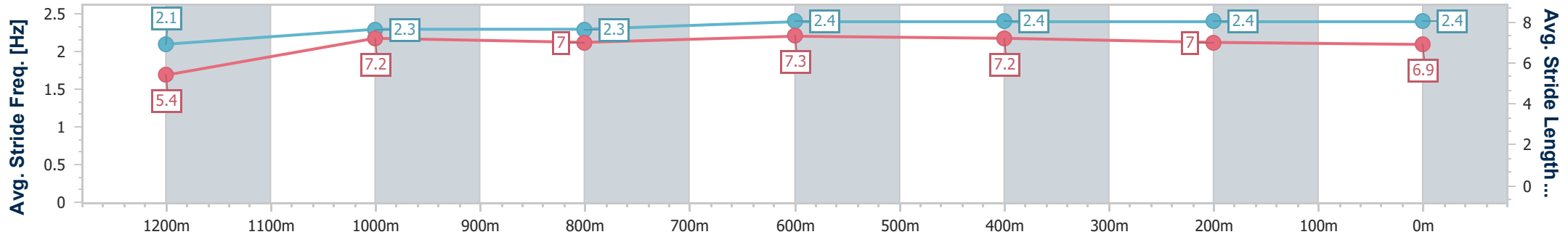
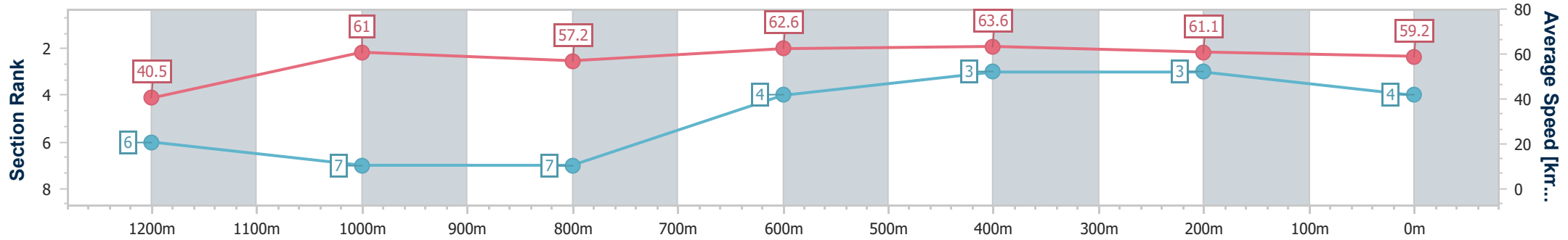
Toowoomba QLD Professional
 Race 6: 1EQUINE - FOR THE EQUINE ATHLETE BENCHMARK
 68 Handicap - 1300m



24 December 2022 - 15:36

Track Rating: Good 4, Weather: Fine, Rail Position: +4m Entire

Section	Overall	1200m	1000m	800m	600m	400m	200m
Section Times	1:20.25 [4] (0:08.93)	1:11.32 [6] (0:11.77)	0:59.55 [7] (0:12.51)	0:47.04 [7] (0:11.50)	0:35.54 [4] (0:11.42)	0:24.12 [3] (0:11.98)	0:12.14 [3] (0:12.14)
Average Speed [km/h]	40.5	61.0	57.2	62.6	63.6	61.1	59.2
Top Speed [km/h]	61.5	62.8	61.0	64.9	65.6	62.2	60.9
Avg. Dist. to Rail [m]	3.8	3.8	1.9	0.5	1.8	5.2	5.6
Avg. Stride Freq. [Hz]	2.1	2.3	2.3	2.4	2.4	2.4	2.4
Avg. Stride Length [m]	5.4	7.2	7.0	7.3	7.2	7.0	6.9



- [] Ranking at each section and finish
- .-.- No data available at this section
- NA No data available



Horse/Jockey Name	Zouesay
Final Rank	5
Fastest Section Time (Section)	0:08.22 (Overall)
Top Speed [km/h] (Section)	64.0 (1200m)
Race State	Finished



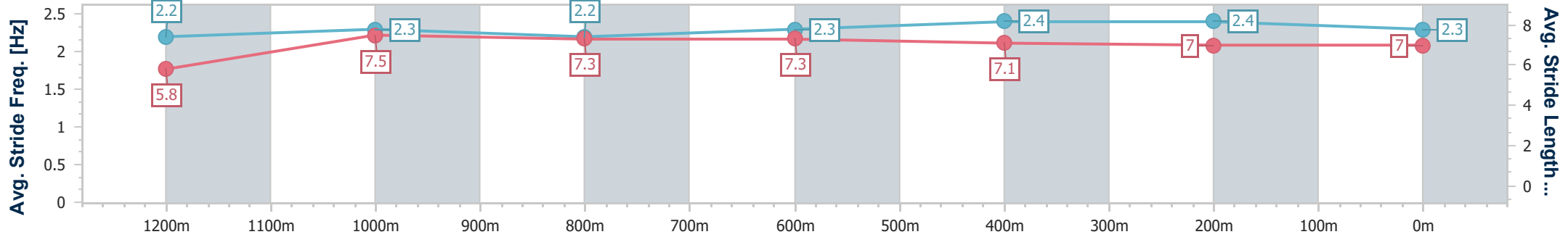
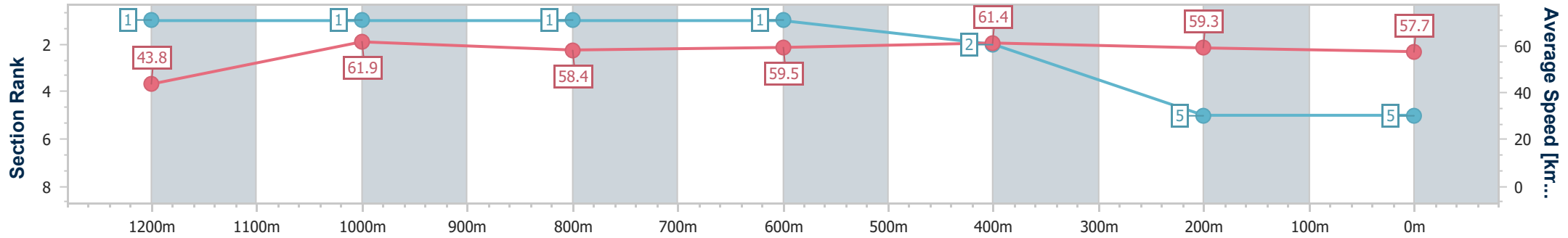
Toowoomba QLD Professional
Race 6: 1EQUINE - FOR THE EQUINE ATHLETE BENCHMARK
68 Handicap - 1300m



24 December 2022 - 15:36

Track Rating: Good 4, Weather: Fine, Rail Position: +4m Entire

Section	Overall	1200m	1000m	800m	600m	400m	200m
Section Times	1:20.62 [5] (0:08.22)	1:12.40 [1] (0:11.62)	1:00.78 [1] (0:12.34)	0:48.44 [1] (0:12.10)	0:36.34 [1] (0:11.76)	0:24.58 [2] (0:12.14)	0:12.44 [5] (0:12.44)
Average Speed [km/h]	43.8	61.9	58.4	59.5	61.4	59.3	57.7
Top Speed [km/h]	59.8	64.0	59.1	61.9	62.9	60.6	59.0
Avg. Dist. to Rail [m]	0.7	0.9	0.4	0.5	0.6	0.2	0.9
Avg. Stride Freq. [Hz]	2.2	2.3	2.2	2.3	2.4	2.4	2.3
Avg. Stride Length [m]	5.8	7.5	7.3	7.3	7.1	7.0	7.0



- [] Ranking at each section and finish
- .-.- No data available at this section
- NA No data available



Horse/Jockey Name	Incomparable
Final Rank	6
Fastest Section Time (Section)	0:08.37 (Overall)
Top Speed [km/h] (Section)	64.2 (600m)
Race State	Finished



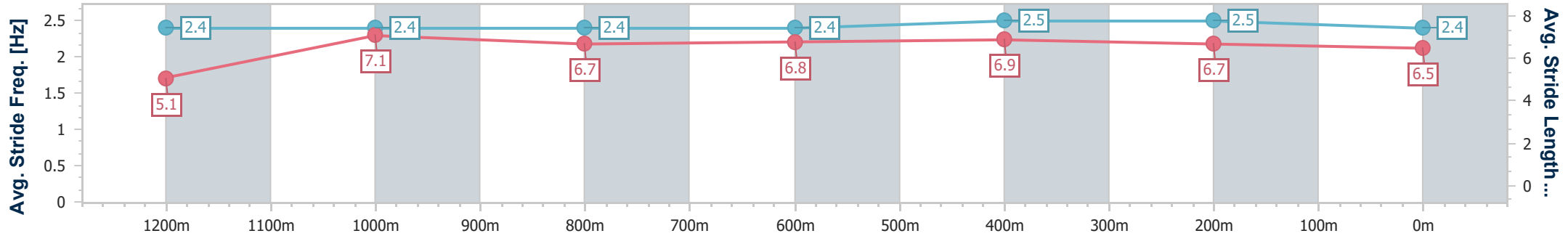
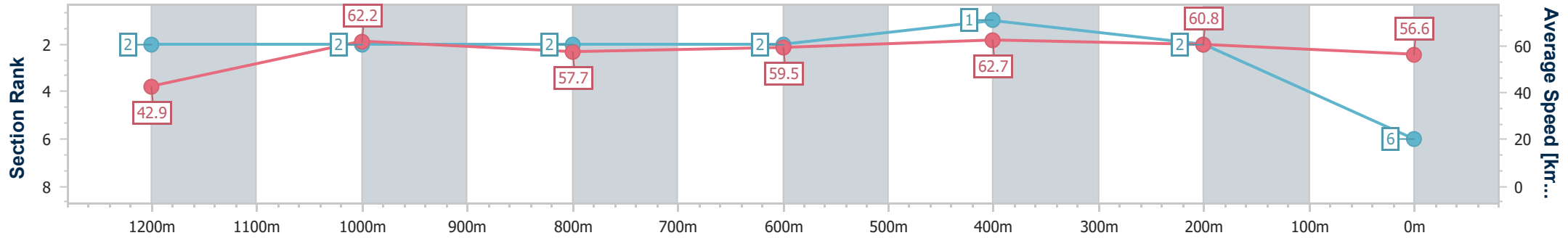
Toowoomba QLD Professional
Race 6: 1EQUINE - FOR THE EQUINE ATHLETE BENCHMARK
68 Handicap - 1300m



24 December 2022 - 15:36

Track Rating: Good 4, Weather: Fine, Rail Position: +4m Entire

Section	Overall	1200m	1000m	800m	600m	400m	200m
Section Times	1:20.63 [6] (0:08.37)	1:12.26 [2] (0:11.57)	1:00.69 [2] (0:12.46)	0:48.23 [2] (0:12.14)	0:36.09 [2] (0:11.54)	0:24.55 [1] (0:11.86)	0:12.69 [2] (0:12.69)
Average Speed [km/h]	42.9	62.2	57.7	59.5	62.7	60.8	56.6
Top Speed [km/h]	62.3	63.7	59.2	62.3	64.2	62.9	59.2
Avg. Dist. to Rail [m]	1.4	1.8	1.0	1.0	0.9	1.2	2.9
Avg. Stride Freq. [Hz]	2.4	2.4	2.4	2.4	2.5	2.5	2.4
Avg. Stride Length [m]	5.1	7.1	6.7	6.8	6.9	6.7	6.5



- [] Ranking at each section and finish
- .-.- No data available at this section
- NA No data available



Horse/Jockey Name	Naval Strike
Final Rank	7
Fastest Section Time (Section)	0:09.37 (Overall)
Top Speed [km/h] (Section)	68.6 (1200m)
Race State	Finished



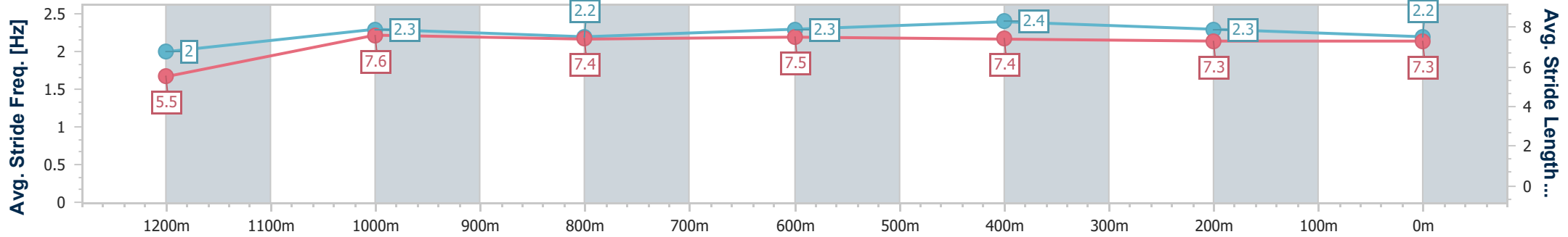
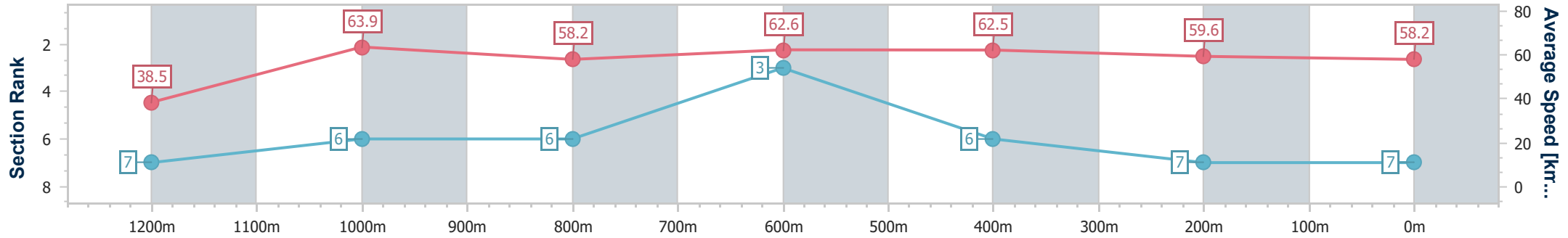
Toowoomba QLD Professional
 Race 6: 1EQUINE - FOR THE EQUINE ATHLETE BENCHMARK
 68 Handicap - 1300m



24 December 2022 - 15:36

Track Rating: Good 4, Weather: Fine, Rail Position: +4m Entire

Section	Overall	1200m	1000m	800m	600m	400m	200m
Section Times	1:21.04 [7] (0:09.37)	1:11.67 [7] (0:11.27)	1:00.40 [6] (0:12.36)	0:48.04 [6] (0:11.56)	0:36.48 [3] (0:11.85)	0:24.63 [6] (0:12.30)	0:12.33 [7] (0:12.33)
Average Speed [km/h]	38.5	63.9	58.2	62.6	62.5	59.6	58.2
Top Speed [km/h]	62.9	68.6	60.5	65.1	65.3	60.3	60.3
Avg. Dist. to Rail [m]	2.9	1.1	1.0	2.5	5.5	5.2	5.3
Avg. Stride Freq. [Hz]	2.0	2.3	2.2	2.3	2.4	2.3	2.2
Avg. Stride Length [m]	5.5	7.6	7.4	7.5	7.4	7.3	7.3



- [] Ranking at each section and finish
- .-.- No data available at this section
- NA No data available