

Track Rating: Good 4, Weather: Fine, Rail Position: True

Section											Last 600m	
Field Times		Overall	800m	600m	400m	200m						
		0:58.40 (0:12.93)	0:45.47 (0:10.38)	0:35.09 (0:11.11)	0:23.98 (0:11.82)	0:12.16 (0:12.16)						0:35.09
Rank	TAB	Horse/Jockey	Barrier	Top Speed [km/h]	Fastest Section	Overall	800m	600m	400m	200m	Margin	Distance Travelled [m]
1	7	SOOBLOND Nikita Beriman	4	70.7 800m	0:10.59 800m	0:58.40 [1] (0:13.32)	0:45.08 [4] (0:10.59)	0:34.49 [3] (0:11.06)	0:23.43 [3] (0:11.27)	0:12.16 [1] (0:12.16)	0:58.40	0:34.49
2	5	LOOSE UNIT James Orman	2	69.9 800m	0:10.68 800m	0:59.09 [2] (0:13.47)	0:45.62 [8] (0:10.68)	0:34.94 [5] (0:11.21)	0:23.73 [6] (0:11.40)	0:12.33 [5] (0:12.33)	0.69L	0:34.94 -4
3	8	KAZZA'S JET Matthew Powell	20	69.0 800m	0:11.06 800m	0:59.45 [3] (0:13.39)	0:46.06 [6] (0:11.06)	0:35.00 [9] (0:11.42)	0:23.58 [11] (0:11.30)	0:12.28 [9] (0:12.28)	1.05L	0:35.00 +7
4	22	TAMSIN Melissa Cox	5	70.0 Overall	0:10.60 800m	0:59.45 [4] (0:13.41)	0:46.04 [7] (0:10.60)	0:35.44 [4] (0:11.10)	0:24.34 [4] (0:11.60)	0:12.74 [6] (0:12.74)	1.05L	0:35.44 +1
5	20	CHANCE AT MIDNIGHT Mark Du Plessis	1	69.3 800m	0:10.66 800m	0:59.59 [5] (0:13.87)	0:45.72 [12] (0:10.66)	0:35.06 [11] (0:10.98)	0:24.08 [8] (0:11.47)	0:12.61 [7] (0:12.61)	1.19L	0:35.06 -3
6	9	BETTER OFF SINGLE Ben Thompson	7	70.0 Overall	0:10.55 800m	0:59.61 [6] (0:13.69)	0:45.92 [11] (0:10.55)	0:35.37 [7] (0:10.95)	0:24.42 [5] (0:11.38)	0:13.04 [4] (0:13.04)	1.21L	0:35.37 -2
7	1	BON'S BETTER Nathan Thomas	10	71.7 800m	0:10.39 800m	0:59.61 [7] (0:12.93)	0:46.68 [1] (0:10.39)	0:36.29 [2] (0:11.10)	0:25.19 [2] (0:11.85)	0:13.34 [2] (0:13.34)	1.21L	0:36.29 +0
8	11	ISLAND LADY Adin Thompson	17	71.0 800m	0:10.85 800m	0:59.76 [8] (0:13.90)	0:45.86 [14] (0:10.85)	0:35.01 [14] (0:11.37)	0:23.64 [14] (0:11.22)	0:12.42 [12] (0:12.42)	1.36L	0:35.01 +8
9	21	PRESSURE AND TIME Georgina Cartwright	8	69.2 800m	0:10.80 800m	0:59.79 [9] (0:13.98)	0:45.81 [15] (0:10.80)	0:35.01 [13] (0:11.24)	0:23.77 [12] (0:11.46)	0:12.31 [13] (0:12.31)	1.39L	0:35.01 +4
10	16	ZESTAR Sean Cormack	18	68.5 800m	0:10.98 800m	0:59.98 [10] (0:13.32)	0:46.66 [5] (0:10.98)	0:35.68 [8] (0:11.51)	0:24.17 [10] (0:11.51)	0:12.66 [10] (0:12.66)	1.58L	0:35.68 +5

Scratched: Our Rocketman (#3), Fruiting Habit (#10), Spooky Spectre (#12), April In Augusta (#13), Run Peggy Run (#14), Idoneus (#15), Capiteel (#18), Miss Tefe (#19)



Sunshine Coast QLD Professional

Race 4: PARKLANDS TAVERN Maiden Handicap - 1000m

23 December 2022 - 19:31



Track Rating: Good 4, Weather: Fine, Rail Position: True

Section		Overall	800m	600m	400m	200m	Last 600m					
Field Times		0:58.40 (0:12.93)	0:45.47 (0:10.38)	0:35.09 (0:11.11)	0:23.98 (0:11.82)	0:12.16 (0:12.16)	0:35.09					
Rank	TAB Horse/Jockey	Barrier	Top Speed [km/h]	Fastest Section	Margin					Distance Travelled [m]		
11	23 VICTORY LIGHTS Morgan Butler	15	68.2 800m	0:10.95 800m	1:00.19 [11] (0:13.61)	0:46.58 [10] (0:10.95)	0:35.63 [10] (0:11.14)	0:24.49 [9] (0:11.70)	0:12.79 [11] (0:12.79)	1.79L	0:35.63	+2
12	6 RED HOT LOVE Tegan Harrison	9	71.1 Overall	0:10.88 800m	1:00.22 [12] (0:13.27)	0:46.95 [3] (0:10.88)	0:36.07 [6] (0:11.37)	0:24.70 [7] (0:11.63)	0:13.07 [8] (0:13.07)	1.82L	0:36.07	+4
13	17 GYRO RAISE Marnu Potgieter	6	68.8 800m	0:10.92 800m	1:00.49 [13] (0:13.93)	0:46.56 [13] (0:10.92)	0:35.64 [15] (0:11.24)	0:24.40 [13] (0:11.48)	0:12.92 [14] (0:12.92)	2.09L	0:35.64	+2
14	4 CURRY LEGEND Tiffani Brooker	3	71.9 Overall	0:10.36 800m	1:00.70 [14] (0:12.95)	0:47.75 [1] (0:10.36)	0:37.39 [1] (0:11.13)	0:26.26 [1] (0:12.03)	0:14.23 [3] (0:14.23)	2.3L	0:37.39	-3
15	2 MINICOURT Hannah Richardson	12	66.8 800m	0:11.13 800m	1:01.77 [15] (0:13.57)	0:48.20 [9] (0:11.13)	0:37.07 [12] (0:11.50)	0:25.57 [15] (0:12.10)	0:13.47 [15] (0:13.47)	3.37L	0:37.07	-1

Scratched: Our Rocketman (#3), Fruiting Habit (#10), Spooky Spectre (#12), April In Augusta (#13), Run Peggy Run (#14), Idoneus (#15), Capiteel (#18), Miss Tefe (#19)

[] Ranking at each section and finish
 -:-:-:- No data available at this section
 NA No data available

SCN Saddle cloth number
 DNF Did not finish
 DNT Did not track



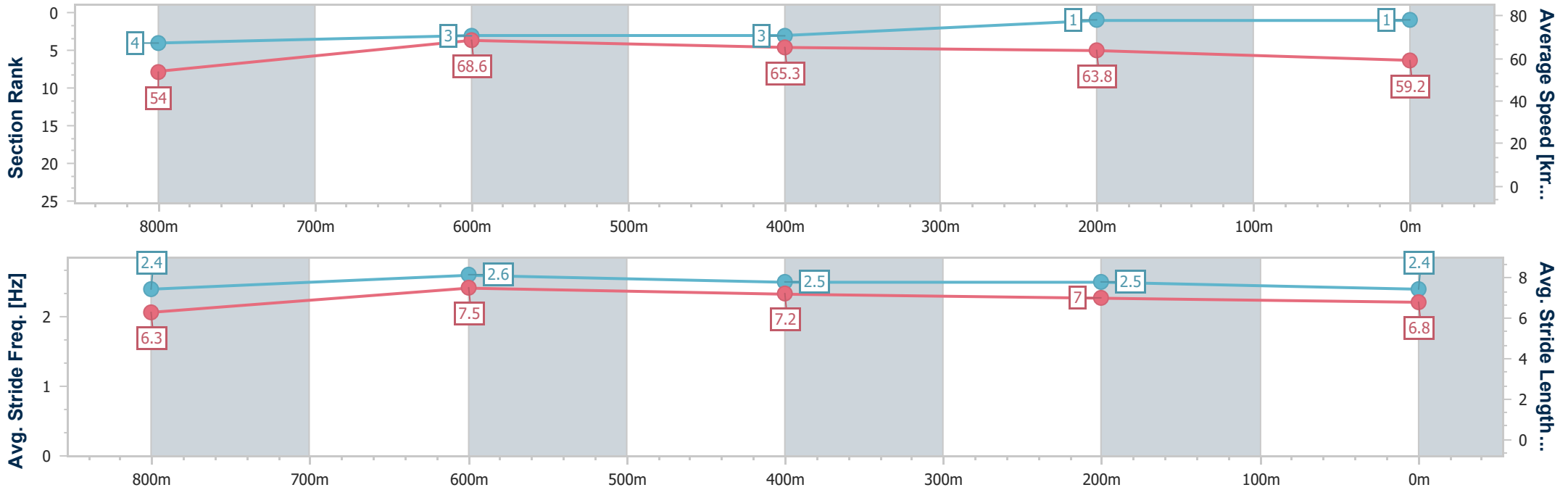
Horse/Jockey Name	Sooblong
Final Rank	1
Fastest Section Time (Section)	0:10.59 (800m)
Top Speed [km/h] (Section)	70.7 (800m)
Race State	Finished



Sunshine Coast QLD Professional
 Race 4: PARKLANDS TAVERN Maiden Handicap - 1000m
 23 December 2022 - 19:31
 Track Rating: Good 4, Weather: Fine, Rail Position: True



Section	Overall	800m	600m	400m	200m
Section Times	0:58.40 [1] (0:13.32)	0:45.08 [4] (0:10.59)	0:34.49 [3] (0:11.06)	0:23.43 [3] (0:11.27)	0:12.16 [1] (0:12.16)
Average Speed [km/h]	54.0	68.6	65.3	63.8	59.2
Top Speed [km/h]	70.5	70.7	66.6	64.4	61.9
Avg. Dist. to Rail [m]	6.3	2.8	0.3	2.4	4.5
Avg. Stride Freq. [Hz]	2.4	2.6	2.5	2.5	2.4
Avg. Stride Length [m]	6.3	7.5	7.2	7.0	6.8



- [] Ranking at each section and finish
- .-.- No data available at this section
- NA No data available



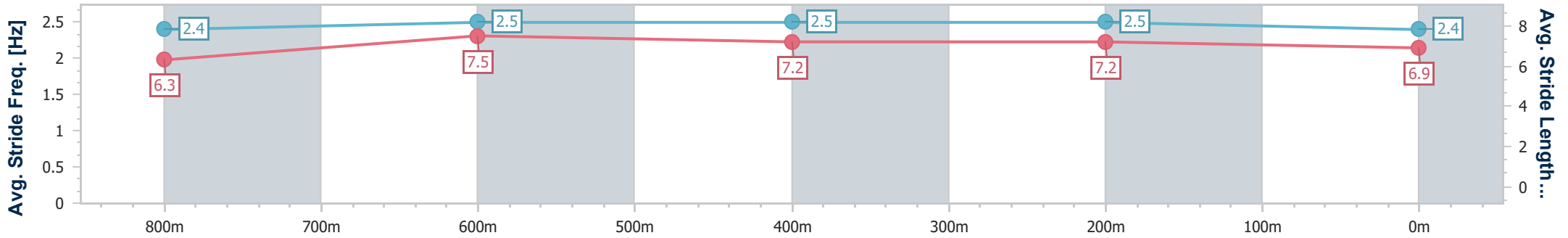
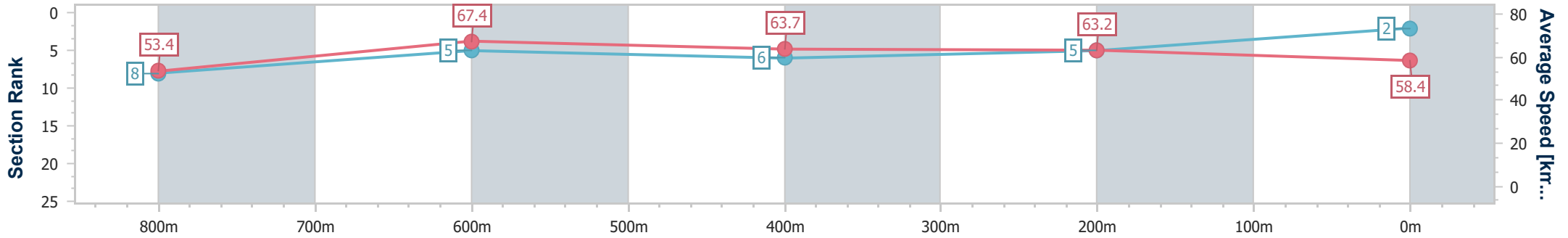
Horse/Jockey Name	Loose Unit
Final Rank	2
Fastest Section Time (Section)	0:10.68 (800m)
Top Speed [km/h] (Section)	69.9 (800m)
Race State	Finished



Sunshine Coast QLD Professional
 Race 4: PARKLANDS TAVERN Maiden Handicap - 1000m
 23 December 2022 - 19:31
 Track Rating: Good 4, Weather: Fine, Rail Position: True



Section	Overall	800m	600m	400m	200m
Section Times	0:59.09 [2] (0:13.47)	0:45.62 [8] (0:10.68)	0:34.94 [5] (0:11.21)	0:23.73 [6] (0:11.40)	0:12.33 [5] (0:12.33)
Average Speed [km/h]	53.4	67.4	63.7	63.2	58.4
Top Speed [km/h]	69.4	69.9	65.0	64.1	61.8
Avg. Dist. to Rail [m]	3.0	1.0	1.5	0.8	1.3
Avg. Stride Freq. [Hz]	2.4	2.5	2.5	2.5	2.4
Avg. Stride Length [m]	6.3	7.5	7.2	7.2	6.9



- [] Ranking at each section and finish
- .-.- No data available at this section
- NA No data available



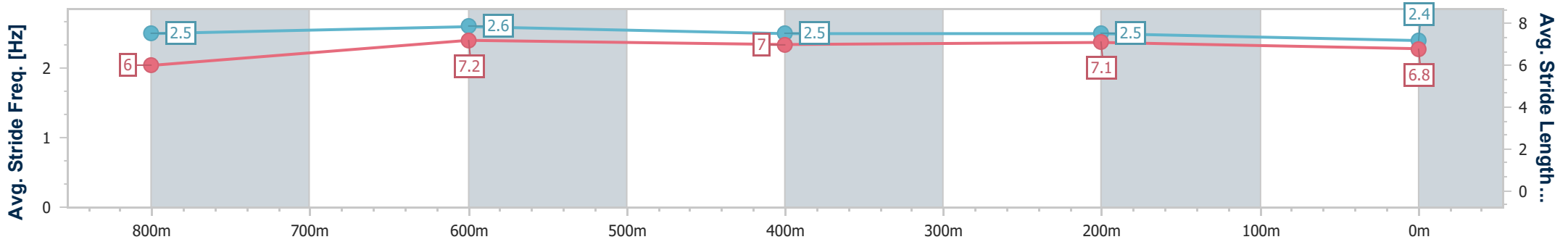
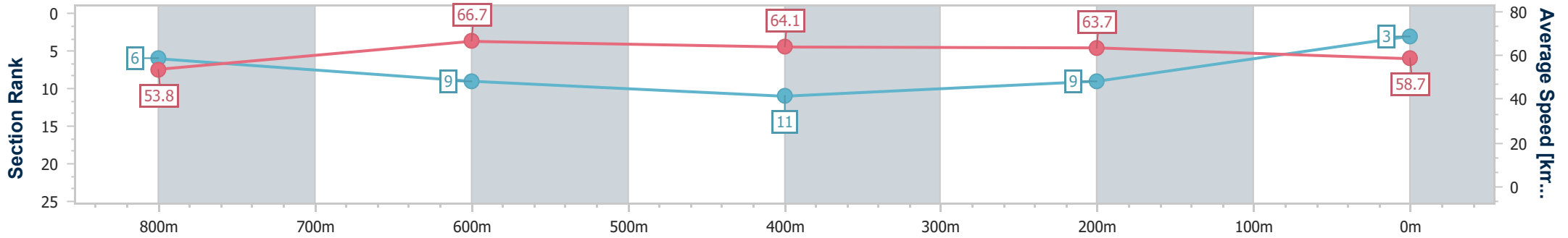
Horse/Jockey Name	Kazza's Jet
Final Rank	3
Fastest Section Time (Section)	0:11.06 (800m)
Top Speed [km/h] (Section)	69.0 (800m)
Race State	Finished



Sunshine Coast QLD Professional
 Race 4: PARKLANDS TAVERN Maiden Handicap - 1000m
 23 December 2022 - 19:31
 Track Rating: Good 4, Weather: Fine, Rail Position: True



Section	Overall	800m	600m	400m	200m
Section Times	0:59.45 [3] (0:13.39)	0:46.06 [6] (0:11.06)	0:35.00 [9] (0:11.42)	0:23.58 [11] (0:11.30)	0:12.28 [9] (0:12.28)
Average Speed [km/h]	53.8	66.7	64.1	63.7	58.7
Top Speed [km/h]	68.8	69.0	66.3	65.4	61.0
Avg. Dist. to Rail [m]	15.5	6.7	2.8	5.9	8.3
Avg. Stride Freq. [Hz]	2.5	2.6	2.5	2.5	2.4
Avg. Stride Length [m]	6.0	7.2	7.0	7.1	6.8



- [] Ranking at each section and finish
- .-.- No data available at this section
- NA No data available



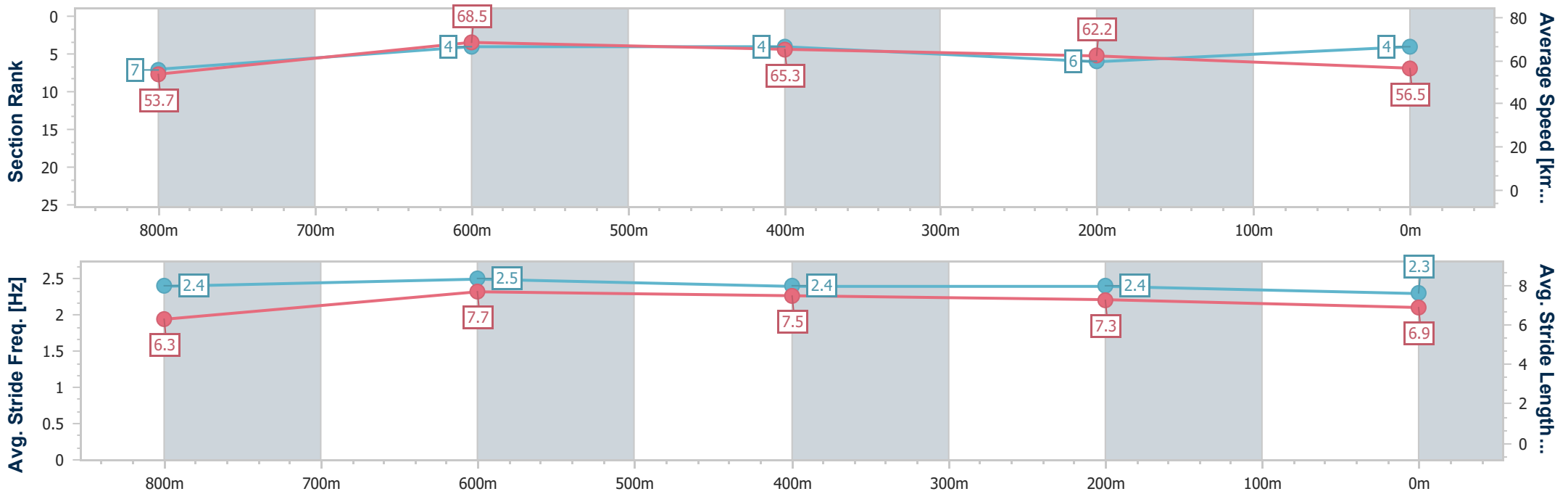
Horse/Jockey Name	Tamsin
Final Rank	4
Fastest Section Time (Section)	0:10.60 (800m)
Top Speed [km/h] (Section)	70.0 (Overall)
Race State	Finished



Sunshine Coast QLD Professional
 Race 4: PARKLANDS TAVERN Maiden Handicap - 1000m
 23 December 2022 - 19:31
 Track Rating: Good 4, Weather: Fine, Rail Position: True



Section	Overall	800m	600m	400m	200m
Section Times	0:59.45 [4] (0:13.41)	0:46.04 [7] (0:10.60)	0:35.44 [4] (0:11.10)	0:24.34 [4] (0:11.60)	0:12.74 [6] (0:12.74)
Average Speed [km/h]	53.7	68.5	65.3	62.2	56.5
Top Speed [km/h]	70.0	69.9	67.9	64.8	59.4
Avg. Dist. to Rail [m]	7.7	3.0	1.2	4.0	7.3
Avg. Stride Freq. [Hz]	2.4	2.5	2.4	2.4	2.3
Avg. Stride Length [m]	6.3	7.7	7.5	7.3	6.9



- [] Ranking at each section and finish
- .-.-.- No data available at this section
- NA No data available



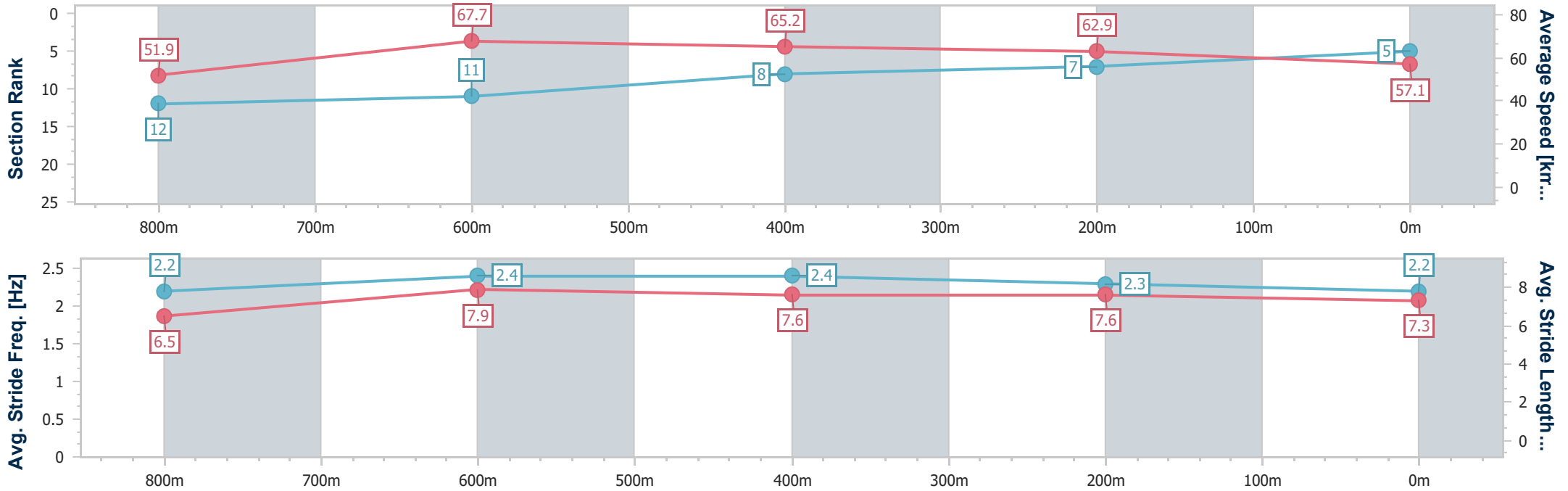
Horse/Jockey Name	Chance At Midnight
Final Rank	5
Fastest Section Time (Section)	0:10.66 (800m)
Top Speed [km/h] (Section)	69.3 (800m)
Race State	Finished



Sunshine Coast QLD Professional
 Race 4: PARKLANDS TAVERN Maiden Handicap - 1000m
 23 December 2022 - 19:31
 Track Rating: Good 4, Weather: Fine, Rail Position: True



Section	Overall	800m	600m	400m	200m
Section Times	0:59.59 [5] (0:13.87)	0:45.72 [12] (0:10.66)	0:35.06 [11] (0:10.98)	0:24.08 [8] (0:11.47)	0:12.61 [7] (0:12.61)
Average Speed [km/h]	51.9	67.7	65.2	62.9	57.1
Top Speed [km/h]	68.2	69.3	67.1	64.7	60.6
Avg. Dist. to Rail [m]	2.8	1.4	0.8	1.1	1.8
Avg. Stride Freq. [Hz]	2.2	2.4	2.4	2.3	2.2
Avg. Stride Length [m]	6.5	7.9	7.6	7.6	7.3



- [] Ranking at each section and finish
- .-.- No data available at this section
- NA No data available



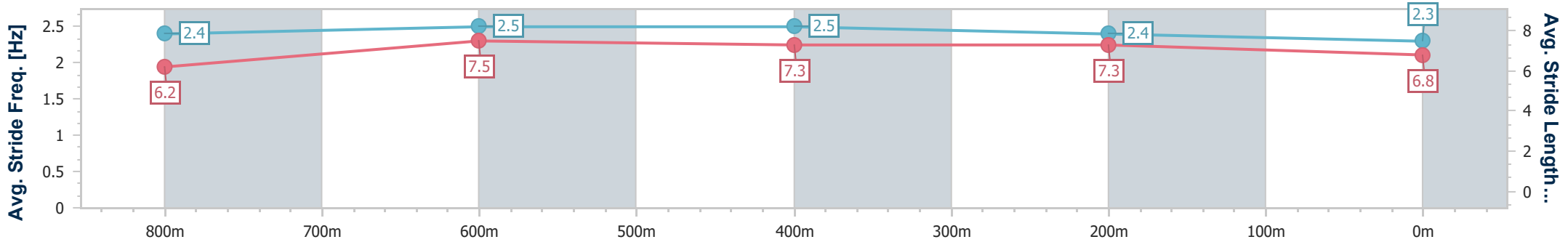
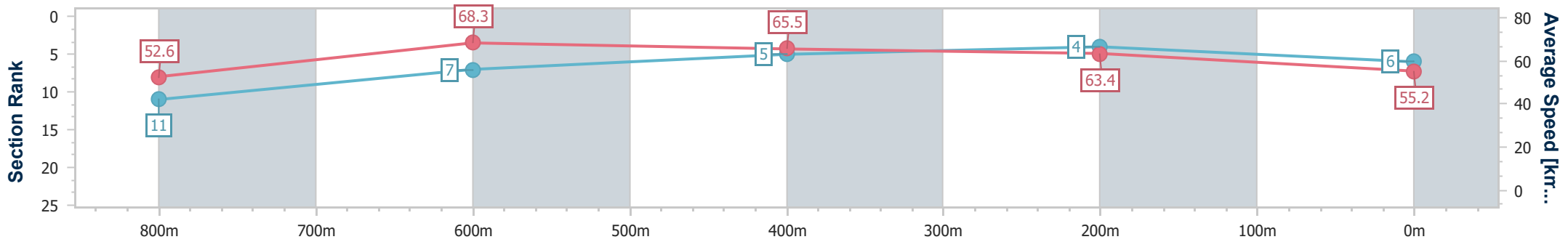
Horse/Jockey Name	Better Off Single
Final Rank	6
Fastest Section Time (Section)	0:10.55 (800m)
Top Speed [km/h] (Section)	70.0 (Overall)
Race State	Finished



Sunshine Coast QLD Professional
 Race 4: PARKLANDS TAVERN Maiden Handicap - 1000m
 23 December 2022 - 19:31
 Track Rating: Good 4, Weather: Fine, Rail Position: True



Section	Overall	800m	600m	400m	200m
Section Times	0:59.61 [6] (0:13.69)	0:45.92 [11] (0:10.55)	0:35.37 [7] (0:10.95)	0:24.42 [5] (0:11.38)	0:13.04 [4] (0:13.04)
Average Speed [km/h]	52.6	68.3	65.5	63.4	55.2
Top Speed [km/h]	70.0	69.9	67.2	65.4	60.5
Avg. Dist. to Rail [m]	8.1	1.6	0.8	1.8	4.8
Avg. Stride Freq. [Hz]	2.4	2.5	2.5	2.4	2.3
Avg. Stride Length [m]	6.2	7.5	7.3	7.3	6.8



- [] Ranking at each section and finish
- .-.- No data available at this section
- NA No data available



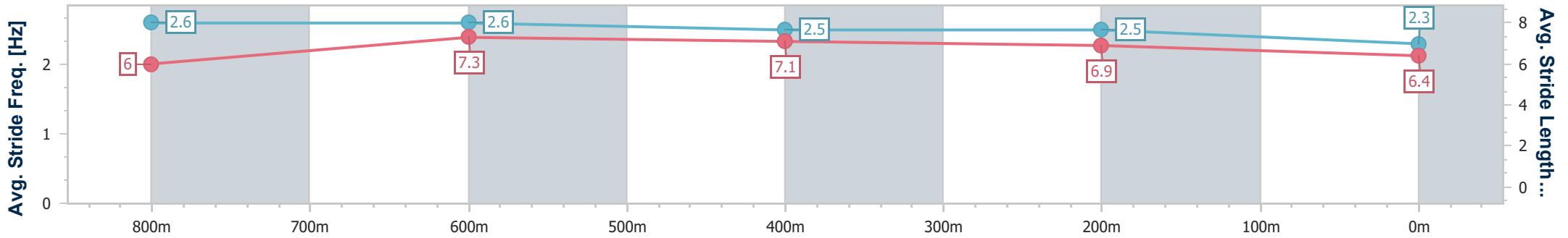
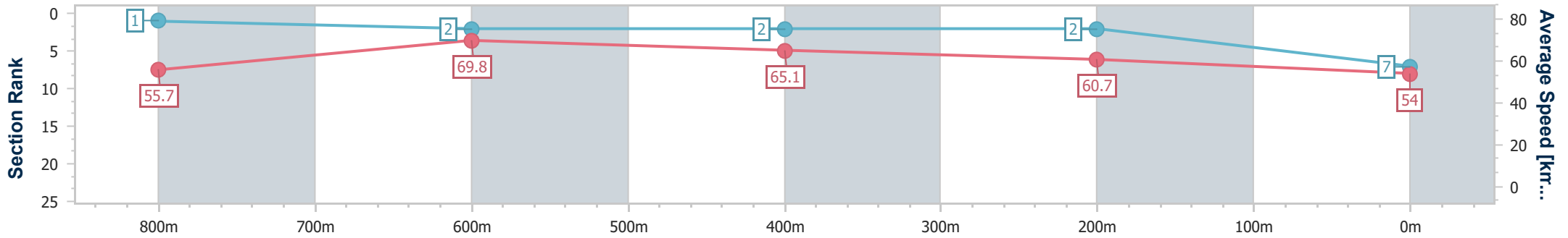
Horse/Jockey Name	Bon's Better
Final Rank	7
Fastest Section Time (Section)	0:10.39 (800m)
Top Speed [km/h] (Section)	71.7 (800m)
Race State	Finished



Sunshine Coast QLD Professional
 Race 4: PARKLANDS TAVERN Maiden Handicap - 1000m
 23 December 2022 - 19:31
 Track Rating: Good 4, Weather: Fine, Rail Position: True



Section	Overall	800m	600m	400m	200m
Section Times	0:59.61 [7] (0:12.93)	0:46.68 [1] (0:10.39)	0:36.29 [2] (0:11.10)	0:25.19 [2] (0:11.85)	0:13.34 [2] (0:13.34)
Average Speed [km/h]	55.7	69.8	65.1	60.7	54.0
Top Speed [km/h]	71.7	71.7	68.6	65.6	56.9
Avg. Dist. to Rail [m]	9.5	2.2	0.5	1.0	2.2
Avg. Stride Freq. [Hz]	2.6	2.6	2.5	2.5	2.3
Avg. Stride Length [m]	6.0	7.3	7.1	6.9	6.4



- [] Ranking at each section and finish
- .-.- No data available at this section
- NA No data available



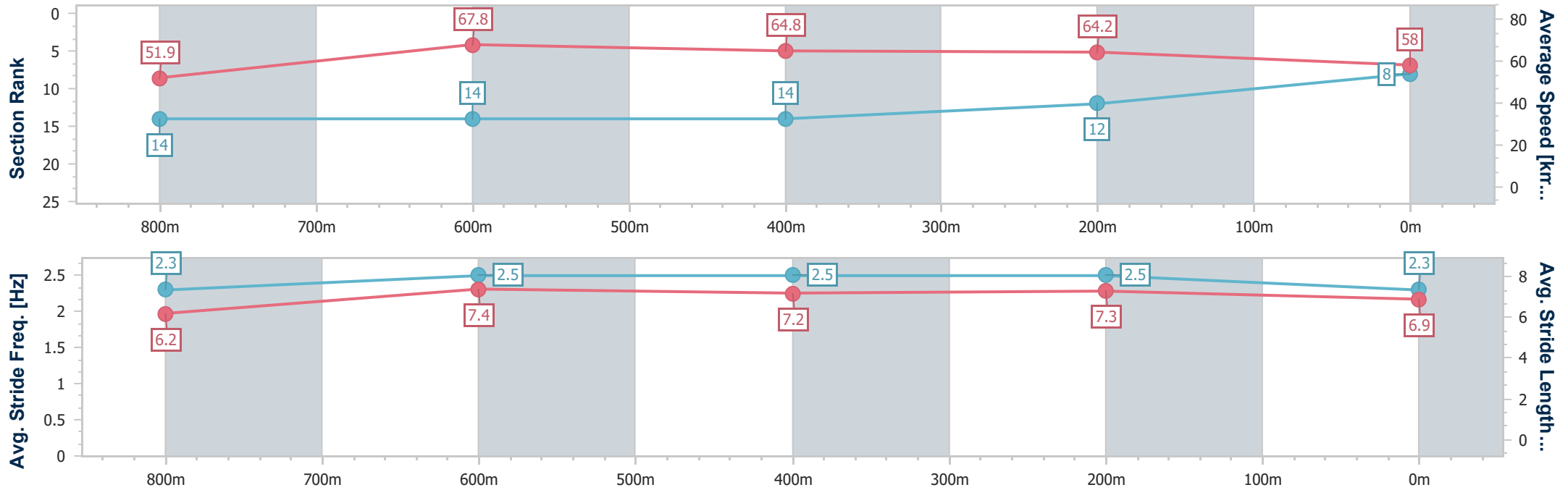
Horse/Jockey Name	Island Lady
Final Rank	8
Fastest Section Time (Section)	0:10.85 (800m)
Top Speed [km/h] (Section)	71.0 (800m)
Race State	Finished



Sunshine Coast QLD Professional
 Race 4: PARKLANDS TAVERN Maiden Handicap - 1000m
 23 December 2022 - 19:31
 Track Rating: Good 4, Weather: Fine, Rail Position: True



Section	Overall	800m	600m	400m	200m
Section Times	0:59.76 [8] (0:13.90)	0:45.86 [14] (0:10.85)	0:35.01 [14] (0:11.37)	0:23.64 [14] (0:11.22)	0:12.42 [12] (0:12.42)
Average Speed [km/h]	51.9	67.8	64.8	64.2	58.0
Top Speed [km/h]	68.6	71.0	65.8	66.6	61.8
Avg. Dist. to Rail [m]	12.7	6.3	3.8	5.9	8.9
Avg. Stride Freq. [Hz]	2.3	2.5	2.5	2.5	2.3
Avg. Stride Length [m]	6.2	7.4	7.2	7.3	6.9



- [] Ranking at each section and finish
- .-.- No data available at this section
- NA No data available



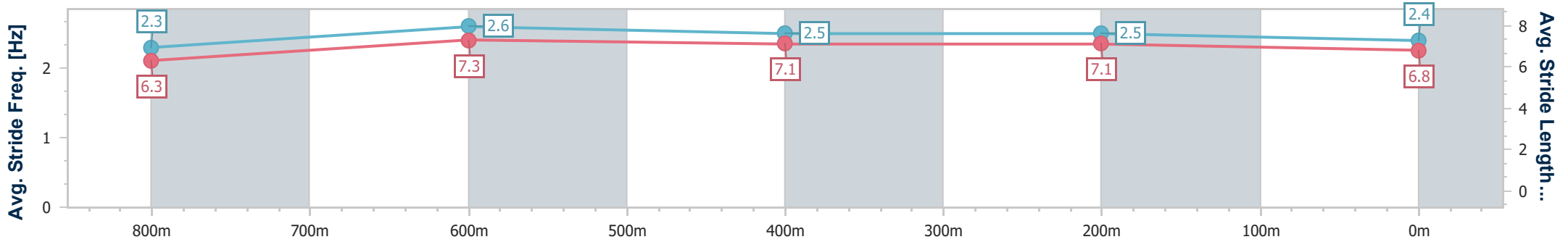
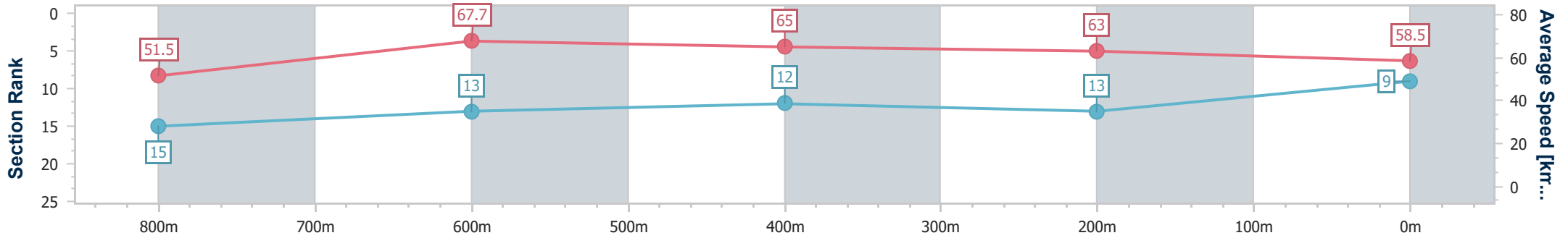
Horse/Jockey Name	Pressure And Time
Final Rank	9
Fastest Section Time (Section)	0:10.80 (800m)
Top Speed [km/h] (Section)	69.2 (800m)
Race State	Finished



Sunshine Coast QLD Professional
 Race 4: PARKLANDS TAVERN Maiden Handicap - 1000m
 23 December 2022 - 19:31
 Track Rating: Good 4, Weather: Fine, Rail Position: True



Section	Overall	800m	600m	400m	200m
Section Times	0:59.79 [9] (0:13.98)	0:45.81 [15] (0:10.80)	0:35.01 [13] (0:11.24)	0:23.77 [12] (0:11.46)	0:12.31 [13] (0:12.31)
Average Speed [km/h]	51.5	67.7	65.0	63.0	58.5
Top Speed [km/h]	67.0	69.2	66.1	64.6	60.6
Avg. Dist. to Rail [m]	8.3	4.4	2.5	4.7	8.4
Avg. Stride Freq. [Hz]	2.3	2.6	2.5	2.5	2.4
Avg. Stride Length [m]	6.3	7.3	7.1	7.1	6.8



- [] Ranking at each section and finish
- .-.- No data available at this section
- NA No data available



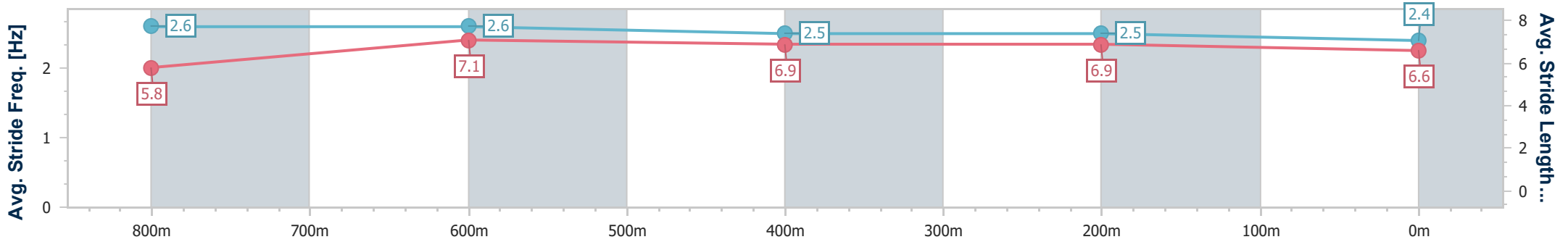
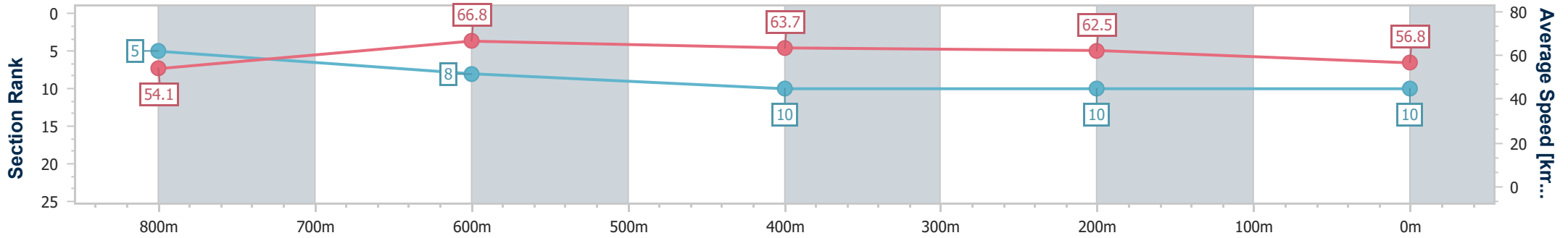
Horse/Jockey Name	Zestar
Final Rank	10
Fastest Section Time (Section)	0:10.98 (800m)
Top Speed [km/h] (Section)	68.5 (800m)
Race State	Finished



Sunshine Coast QLD Professional
 Race 4: PARKLANDS TAVERN Maiden Handicap - 1000m
 23 December 2022 - 19:31
 Track Rating: Good 4, Weather: Fine, Rail Position: True



Section	Overall	800m	600m	400m	200m
Section Times	0:59.98 [10] (0:13.32)	0:46.66 [5] (0:10.98)	0:35.68 [8] (0:11.51)	0:24.17 [10] (0:11.51)	0:12.66 [10] (0:12.66)
Average Speed [km/h]	54.1	66.8	63.7	62.5	56.8
Top Speed [km/h]	68.1	68.5	65.7	63.7	60.7
Avg. Dist. to Rail [m]	13.3	5.3	3.0	4.3	5.0
Avg. Stride Freq. [Hz]	2.6	2.6	2.5	2.5	2.4
Avg. Stride Length [m]	5.8	7.1	6.9	6.9	6.6



- [] Ranking at each section and finish
- .-.- No data available at this section
- NA No data available



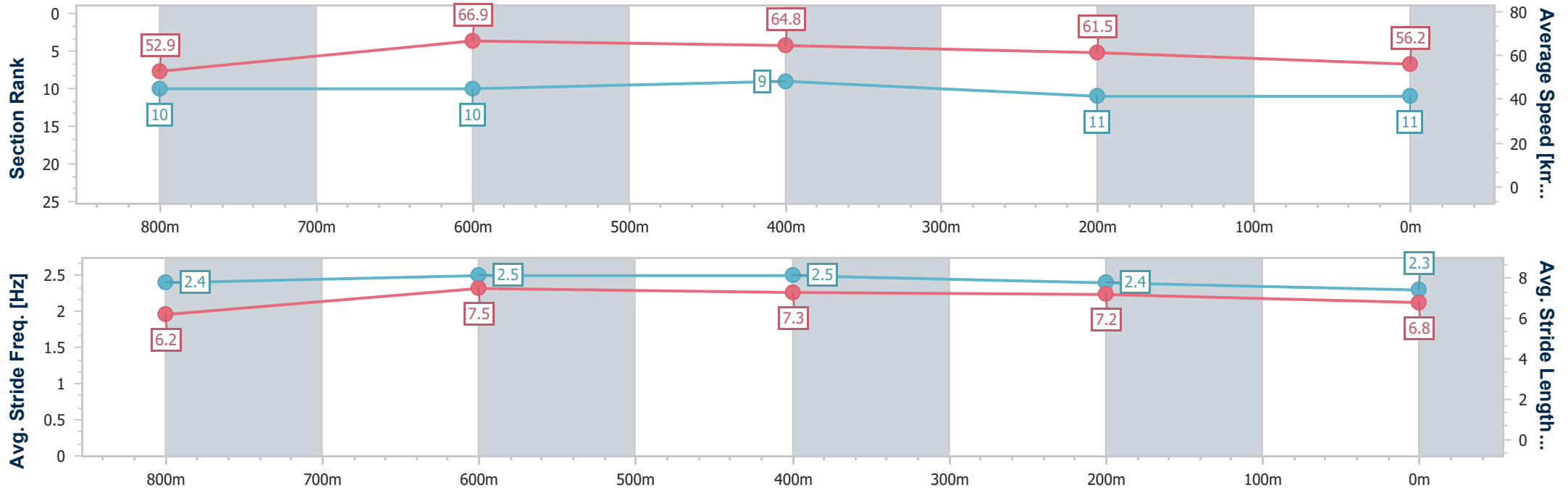
Horse/Jockey Name	Victory Lights
Final Rank	11
Fastest Section Time (Section)	0:10.95 (800m)
Top Speed [km/h] (Section)	68.2 (800m)
Race State	Finished



Sunshine Coast QLD Professional
 Race 4: PARKLANDS TAVERN Maiden Handicap - 1000m
 23 December 2022 - 19:31
 Track Rating: Good 4, Weather: Fine, Rail Position: True



Section	Overall	800m	600m	400m	200m
Section Times	1:00.19 [11] (0:13.61)	0:46.58 [10] (0:10.95)	0:35.63 [10] (0:11.14)	0:24.49 [9] (0:11.70)	0:12.79 [11] (0:12.79)
Average Speed [km/h]	52.9	66.9	64.8	61.5	56.2
Top Speed [km/h]	67.6	68.2	65.8	62.4	59.6
Avg. Dist. to Rail [m]	12.6	5.0	0.9	1.6	2.8
Avg. Stride Freq. [Hz]	2.4	2.5	2.5	2.4	2.3
Avg. Stride Length [m]	6.2	7.5	7.3	7.2	6.8



- [] Ranking at each section and finish
- .-.- No data available at this section
- NA No data available



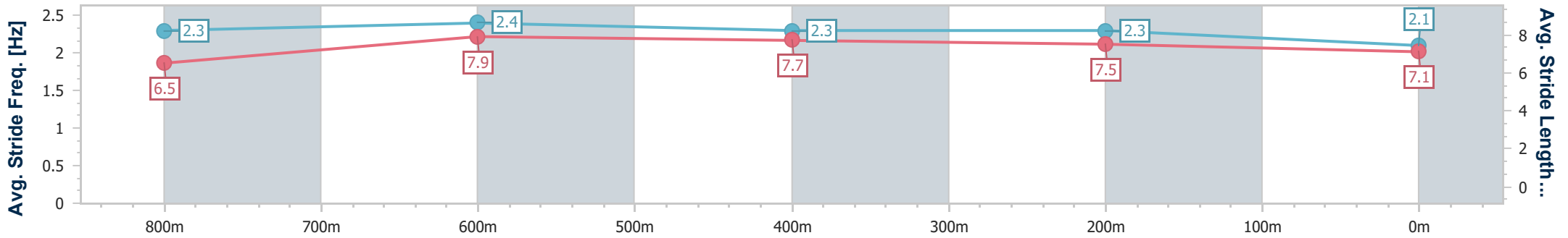
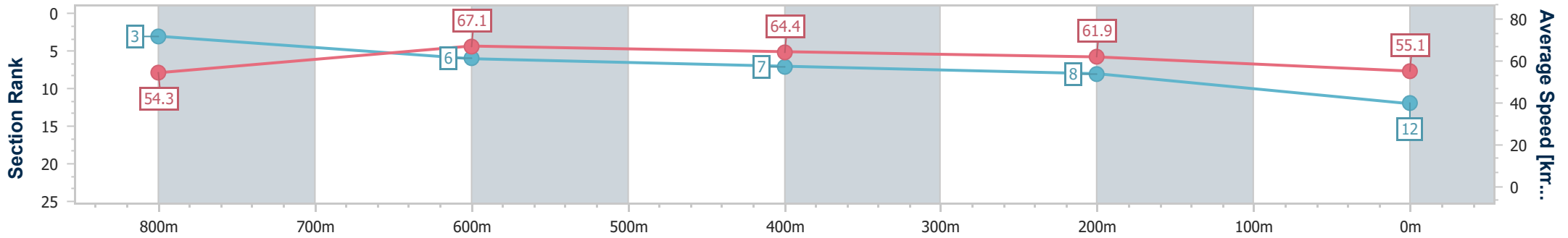
Horse/Jockey Name	Red Hot Love
Final Rank	12
Fastest Section Time (Section)	0:10.88 (800m)
Top Speed [km/h] (Section)	71.1 (Overall)
Race State	Finished



Sunshine Coast QLD Professional
 Race 4: PARKLANDS TAVERN Maiden Handicap - 1000m
 23 December 2022 - 19:31
 Track Rating: Good 4, Weather: Fine, Rail Position: True



Section	Overall	800m	600m	400m	200m
Section Times	1:00.22 [12] (0:13.27)	0:46.95 [3] (0:10.88)	0:36.07 [6] (0:11.37)	0:24.70 [7] (0:11.63)	0:13.07 [8] (0:13.07)
Average Speed [km/h]	54.3	67.1	64.4	61.9	55.1
Top Speed [km/h]	71.1	70.6	65.4	64.6	59.3
Avg. Dist. to Rail [m]	9.4	4.6	2.5	4.9	7.2
Avg. Stride Freq. [Hz]	2.3	2.4	2.3	2.3	2.1
Avg. Stride Length [m]	6.5	7.9	7.7	7.5	7.1



- [] Ranking at each section and finish
- .-.- No data available at this section
- NA No data available



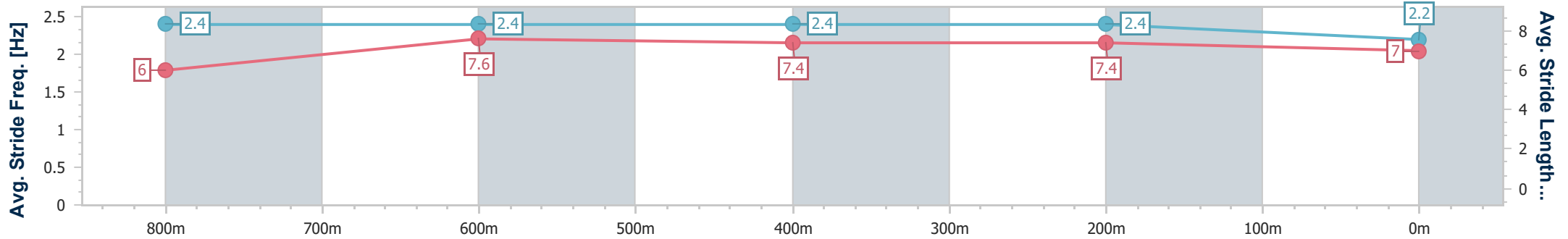
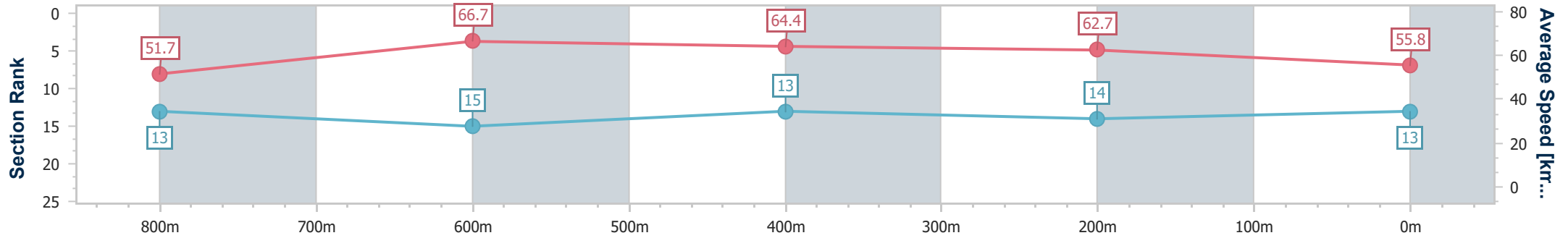
Horse/Jockey Name	Gyro Raise
Final Rank	13
Fastest Section Time (Section)	0:10.92 (800m)
Top Speed [km/h] (Section)	68.8 (800m)
Race State	Finished



Sunshine Coast QLD Professional
 Race 4: PARKLANDS TAVERN Maiden Handicap - 1000m
 23 December 2022 - 19:31
 Track Rating: Good 4, Weather: Fine, Rail Position: True



Section	Overall	800m	600m	400m	200m
Section Times	1:00.49 [13] (0:13.93)	0:46.56 [13] (0:10.92)	0:35.64 [15] (0:11.24)	0:24.40 [13] (0:11.48)	0:12.92 [14] (0:12.92)
Average Speed [km/h]	51.7	66.7	64.4	62.7	55.8
Top Speed [km/h]	67.7	68.8	68.1	65.0	60.5
Avg. Dist. to Rail [m]	6.1	3.2	1.1	1.2	1.5
Avg. Stride Freq. [Hz]	2.4	2.4	2.4	2.4	2.2
Avg. Stride Length [m]	6.0	7.6	7.4	7.4	7.0



- [] Ranking at each section and finish
- .-.- No data available at this section
- NA No data available



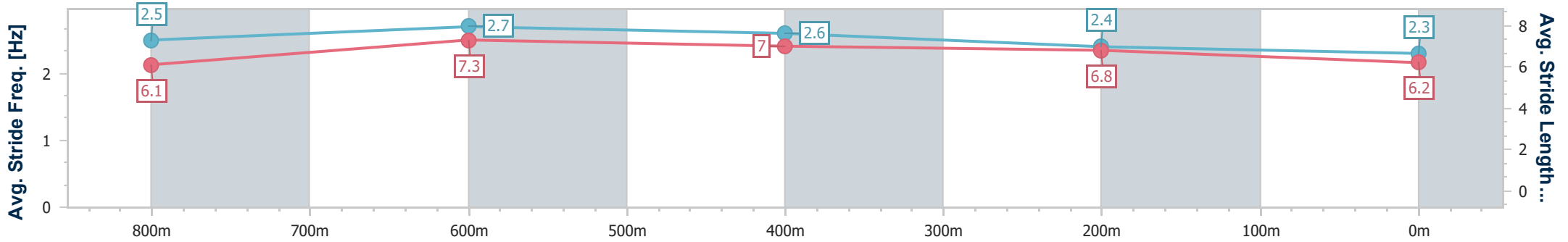
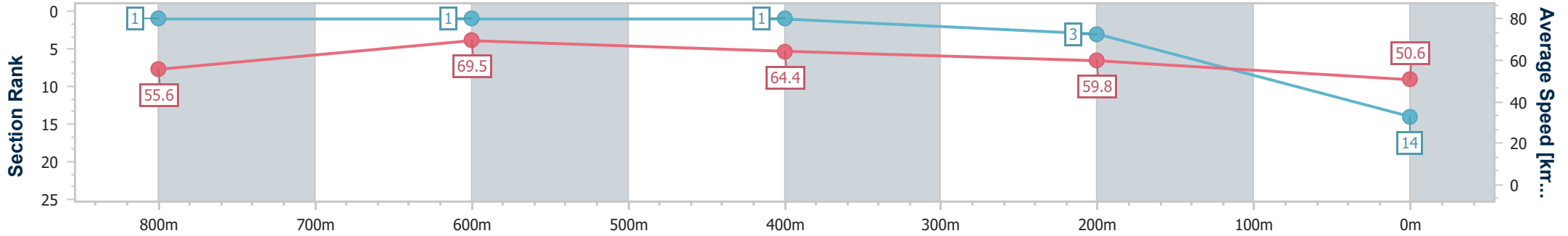
Horse/Jockey Name	Curry Legend
Final Rank	14
Fastest Section Time (Section)	0:10.36 (800m)
Top Speed [km/h] (Section)	71.9 (Overall)
Race State	Finished



Sunshine Coast QLD Professional
 Race 4: PARKLANDS TAVERN Maiden Handicap - 1000m
 23 December 2022 - 19:31
 Track Rating: Good 4, Weather: Fine, Rail Position: True



Section	Overall	800m	600m	400m	200m
Section Times	1:00.70 [14] (0:12.95)	0:47.75 [1] (0:10.36)	0:37.39 [1] (0:11.13)	0:26.26 [1] (0:12.03)	0:14.23 [3] (0:14.23)
Average Speed [km/h]	55.6	69.5	64.4	59.8	50.6
Top Speed [km/h]	71.9	71.9	67.3	62.5	55.9
Avg. Dist. to Rail [m]	4.6	0.9	1.0	0.5	0.5
Avg. Stride Freq. [Hz]	2.5	2.7	2.6	2.4	2.3
Avg. Stride Length [m]	6.1	7.3	7.0	6.8	6.2



- [] Ranking at each section and finish
- .-.- No data available at this section
- NA No data available



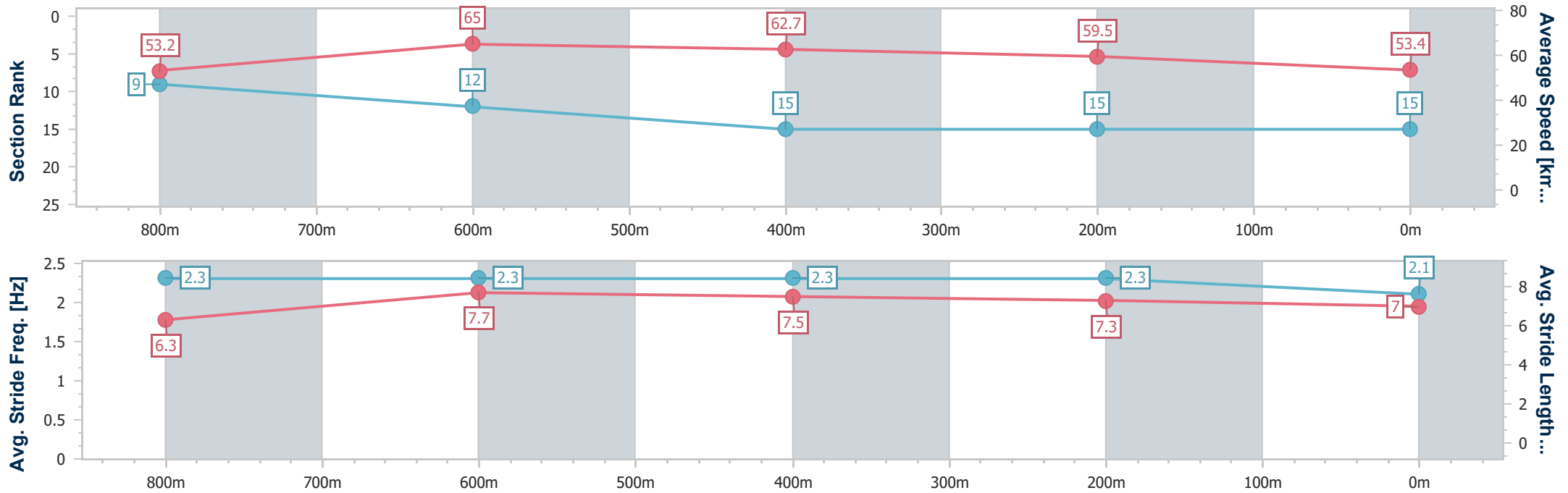
Horse/Jockey Name	Minicourt
Final Rank	15
Fastest Section Time (Section)	0:11.13 (800m)
Top Speed [km/h] (Section)	66.8 (800m)
Race State	Finished



Sunshine Coast QLD Professional
 Race 4: PARKLANDS TAVERN Maiden Handicap - 1000m
 23 December 2022 - 19:31
 Track Rating: Good 4, Weather: Fine, Rail Position: True



Section	Overall	800m	600m	400m	200m
Section Times	1:01.77 [15] (0:13.57)	0:48.20 [9] (0:11.13)	0:37.07 [12] (0:11.50)	0:25.57 [15] (0:12.10)	0:13.47 [15] (0:13.47)
Average Speed [km/h]	53.2	65.0	62.7	59.5	53.4
Top Speed [km/h]	66.5	66.8	63.7	63.3	57.1
Avg. Dist. to Rail [m]	11.2	2.7	0.2	0.9	0.9
Avg. Stride Freq. [Hz]	2.3	2.3	2.3	2.3	2.1
Avg. Stride Length [m]	6.3	7.7	7.5	7.3	7.0



- [] Ranking at each section and finish
- .-.- No data available at this section
- NA No data available