

Ipswich QLD Professional

Race 6: DJ TRACKSIDE 14 JAN FREE ENTRY Maiden Plate - 1200m

22 December 2022 - 16:10

Track Rating: Soft 5, Weather: Fine, Rail Position: +8m Entire

Section												Last 600m		
Field Times		Overall	1000m	800m	600m	400m	200m						0:33.97	
		1:11.24 (0:14.31)	0:56.93 (0:11.48)	0:45.45 (0:11.48)	0:33.97 (0:11.41)	0:22.56 (0:11.29)	0:11.27 (0:11.27)							
Rank	TAB	Horse/Jockey	Barrier	Top Speed [km/h]	Fastest Section							Margin	Distance Travelled [m]	
1	11	LA SOEUR Martin Harley	1	65.6 200m	0:11.27 200m	1:11.24 [1] (0:14.40)	0:56.84 [2] (0:11.39)	0:45.45 [1] (0:11.48)	0:33.97 [1] (0:11.41)	0:22.56 [1] (0:11.29)	0:11.27 [1] (0:11.27)	1:11.24	0:33.97	
2	1	AL ASH LAD Brodie Loy	4	66.0 200m	0:11.13 400m	1:11.51 [2] (0:14.59)	0:56.92 [3] (0:11.53)	0:45.39 [3] (0:11.52)	0:33.87 [3] (0:11.46)	0:22.41 [3] (0:11.13)	0:11.28 [2] (0:11.28)	1.5L	0:33.87	+0
3	2	BALTRAY Michael Cahill	6	65.7 400m	0:11.17 400m	1:11.70 [3] (0:14.88)	0:56.82 [5] (0:11.41)	0:45.41 [5] (0:11.31)	0:34.10 [4] (0:11.38)	0:22.72 [4] (0:11.17)	0:11.55 [3] (0:11.55)	2.5L	0:34.10	+5
4	12	MODELE Sean Cormack	11	64.1 600m	0:11.28 800m	1:12.29 [4] (0:15.12)	0:57.17 [8] (0:11.42)	0:45.75 [8] (0:11.28)	0:34.47 [7] (0:11.40)	0:23.07 [7] (0:11.41)	0:11.66 [6] (0:11.66)	5.8L	0:34.47	+5
5	8	QUEEN LUWELL Luke Dittman	2	63.6 1000m	0:11.40 600m	1:12.35 [5] (0:14.66)	0:57.69 [4] (0:11.50)	0:46.19 [4] (0:11.55)	0:34.64 [5] (0:11.40)	0:23.24 [5] (0:11.46)	0:11.78 [5] (0:11.78)	6L	0:34.64	+1
6	20	SUPREME PLAY Jason Taylor	18	64.7 600m	0:11.30 800m	1:12.80 [6] (0:15.10)	0:57.70 [7] (0:11.42)	0:46.28 [6] (0:11.30)	0:34.98 [6] (0:11.36)	0:23.62 [6] (0:11.64)	0:11.98 [7] (0:11.98)	8.5L	0:34.98	+7
7	15	TELMESOMETHIN'GIRL Lani Allen	15	64.3 Overall	0:11.46 600m	1:13.02 [7] (0:14.31)	0:58.71 [1] (0:11.52)	0:47.19 [2] (0:11.52)	0:35.67 [2] (0:11.46)	0:24.21 [2] (0:11.72)	0:12.49 [4] (0:12.49)	9.8L	0:35.67	+4
8	3	WAR HOPE Les Tilley	5	64.0 600m	0:11.40 600m	1:13.08 [8] (0:14.98)	0:58.10 [6] (0:11.54)	0:46.56 [7] (0:11.51)	0:35.05 [8] (0:11.40)	0:23.65 [8] (0:11.52)	0:12.13 [8] (0:12.13)	10.1L	0:35.05	+2
9	14	FOREBEARS Noriyuki Masuda	19	64.7 600m	0:11.32 800m	1:13.08 [9] (0:15.18)	0:57.90 [9] (0:11.66)	0:46.24 [9] (0:11.32)	0:34.92 [9] (0:11.44)	0:23.48 [9] (0:11.54)	0:11.94 [9] (0:11.94)	10.2L	0:34.92	+5

Scratched: Gyro Raise (#13), The Preacher (#17), Red Hot Love (#9), Due Diligence (#16), Got The Vibe (#4), I'm A Ruler (#5), Johnny Utah (#6), Not A Fat Boy (#7), Caderas (#10), Pressure And Time (#18), H



Horse/Jockey Name	La Soeur
Final Rank	1
Fastest Section Time (Section)	0:11.27 (200m)
Top Speed [km/h] (Section)	65.6 (200m)
Race State	Finished



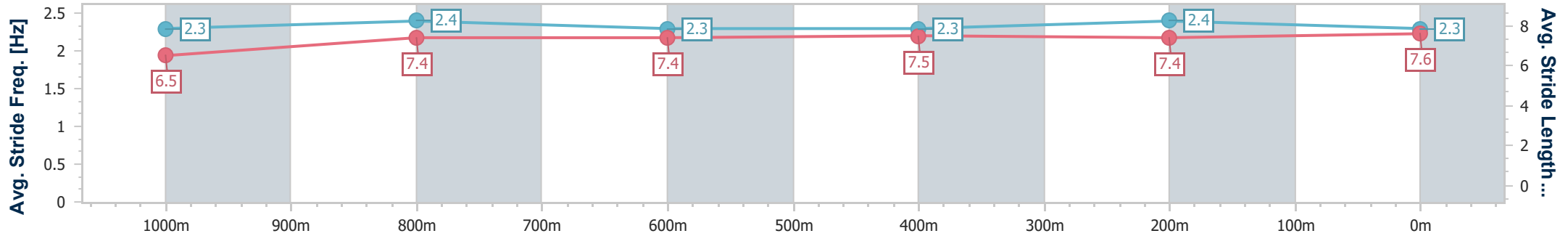
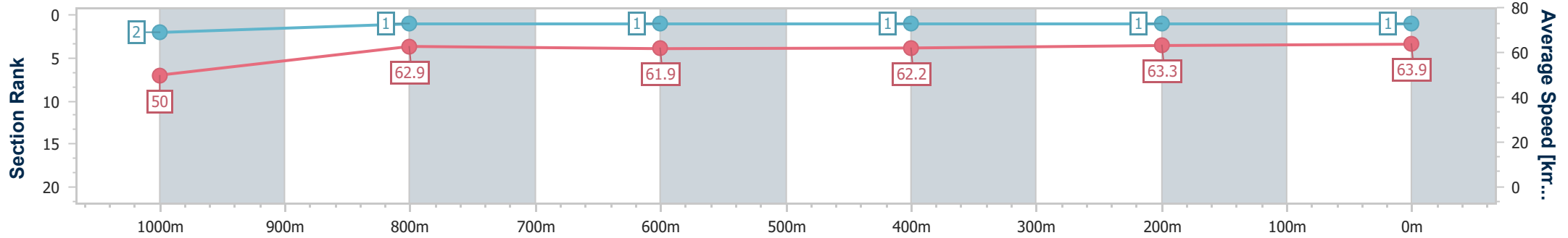
Ipswich QLD Professional
Race 6: DJ TRACKSIDE 14 JAN FREE ENTRY Maiden Plate - 1200m



22 December 2022 - 16:10

Track Rating: Soft 5, Weather: Fine, Rail Position: +8m Entire

Section	Overall	1000m	800m	600m	400m	200m
Section Times	1:11.24 [1] (0:14.40)	0:56.84 [2] (0:11.39)	0:45.45 [1] (0:11.48)	0:33.97 [1] (0:11.41)	0:22.56 [1] (0:11.29)	0:11.27 [1] (0:11.27)
Average Speed [km/h]	50.0	62.9	61.9	62.2	63.3	63.9
Top Speed [km/h]	64.1	64.1	62.8	63.3	64.8	65.6
Avg. Dist. to Rail [m]	1.1	1.8	3.2	3.4	1.6	1.0
Avg. Stride Freq. [Hz]	2.3	2.4	2.3	2.3	2.4	2.3
Avg. Stride Length [m]	6.5	7.4	7.4	7.5	7.4	7.6



- [] Ranking at each section and finish
- .-.- No data available at this section
- NA No data available



Horse/Jockey Name	Al Ash Lad
Final Rank	2
Fastest Section Time (Section)	0:11.13 (400m)
Top Speed [km/h] (Section)	66.0 (200m)
Race State	Finished



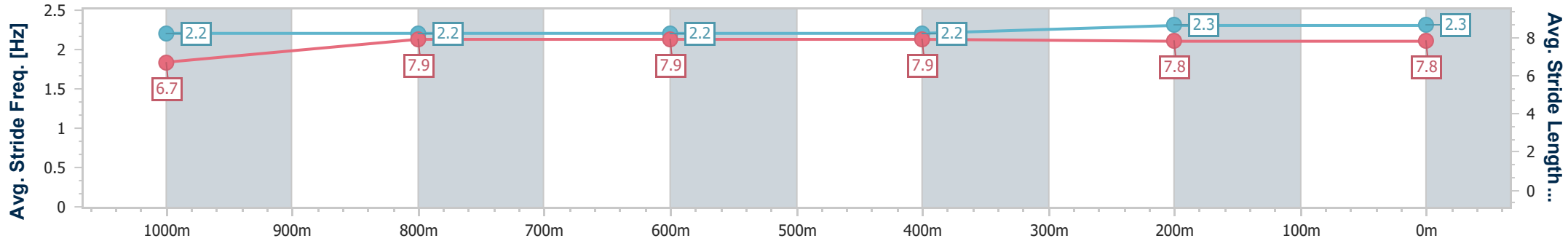
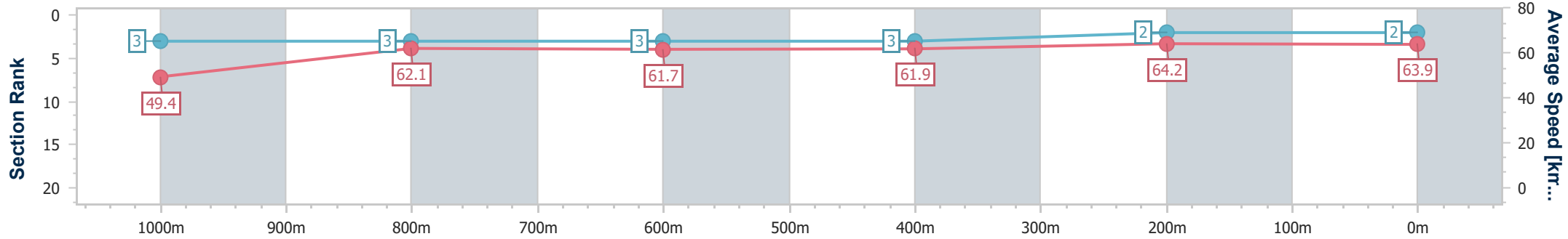
Ipswich QLD Professional
 Race 6: DJ TRACKSIDE 14 JAN FREE ENTRY Maiden Plate - 1200m



22 December 2022 - 16:10

Track Rating: Soft 5, Weather: Fine, Rail Position: +8m Entire

Section	Overall	1000m	800m	600m	400m	200m
Section Times	1:11.51 [2] (0:14.59)	0:56.92 [3] (0:11.53)	0:45.39 [3] (0:11.52)	0:33.87 [3] (0:11.46)	0:22.41 [3] (0:11.13)	0:11.28 [2] (0:11.28)
Average Speed [km/h]	49.4	62.1	61.7	61.9	64.2	63.9
Top Speed [km/h]	62.8	62.9	62.4	63.4	65.5	66.0
Avg. Dist. to Rail [m]	1.2	2.0	3.3	3.3	1.9	2.8
Avg. Stride Freq. [Hz]	2.2	2.2	2.2	2.2	2.3	2.3
Avg. Stride Length [m]	6.7	7.9	7.9	7.9	7.8	7.8



- [] Ranking at each section and finish
- .-.- No data available at this section
- NA No data available



Horse/Jockey Name	Baltray
Final Rank	3
Fastest Section Time (Section)	0:11.17 (400m)
Top Speed [km/h] (Section)	65.7 (400m)
Race State	Finished



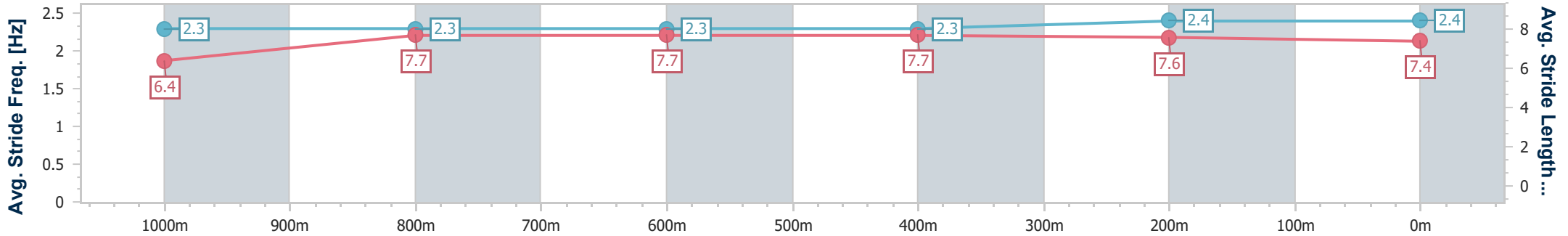
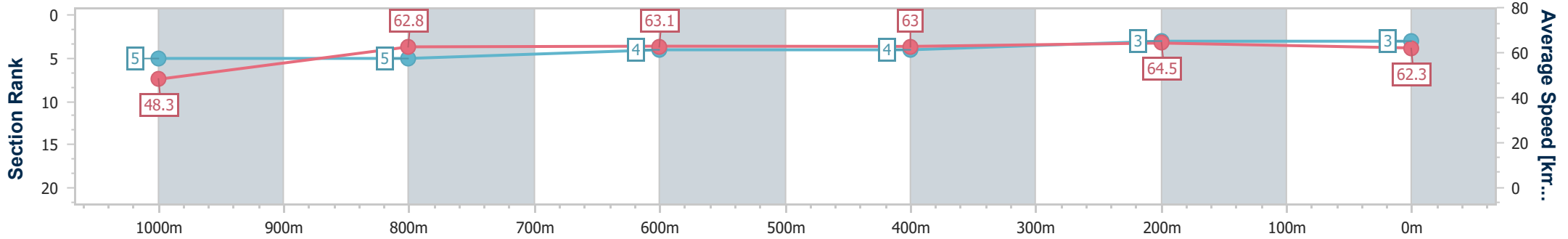
Ipswich QLD Professional
Race 6: DJ TRACKSIDE 14 JAN FREE ENTRY Maiden Plate - 1200m



22 December 2022 - 16:10

Track Rating: Soft 5, Weather: Fine, Rail Position: +8m Entire

Section	Overall	1000m	800m	600m	400m	200m
Section Times	1:11.70 [3] (0:14.88)	0:56.82 [5] (0:11.41)	0:45.41 [5] (0:11.31)	0:34.10 [4] (0:11.38)	0:22.72 [4] (0:11.17)	0:11.55 [3] (0:11.55)
Average Speed [km/h]	48.3	62.8	63.1	63.0	64.5	62.3
Top Speed [km/h]	62.9	64.7	64.5	65.5	65.7	64.1
Avg. Dist. to Rail [m]	3.1	1.2	2.3	1.3	1.2	4.6
Avg. Stride Freq. [Hz]	2.3	2.3	2.3	2.3	2.4	2.4
Avg. Stride Length [m]	6.4	7.7	7.7	7.7	7.6	7.4



- [] Ranking at each section and finish
- .-.- No data available at this section
- NA No data available



Horse/Jockey Name	Modele
Final Rank	4
Fastest Section Time (Section)	0:11.28 (800m)
Top Speed [km/h] (Section)	64.1 (600m)
Race State	Finished



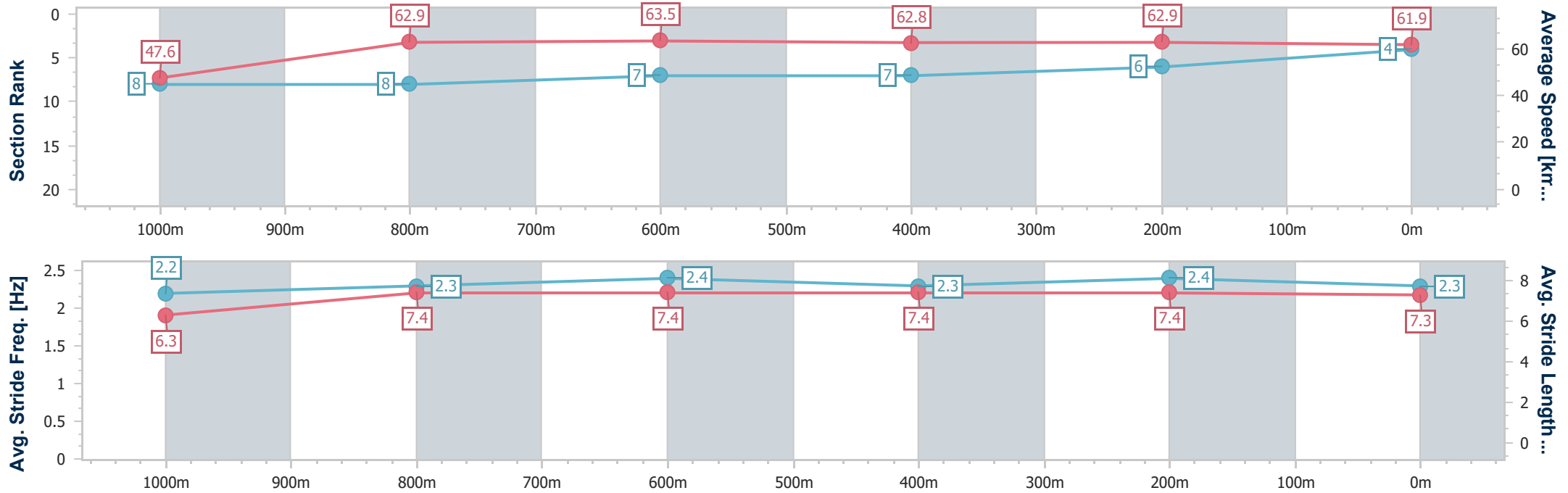
Ipswich QLD Professional
 Race 6: DJ TRACKSIDE 14 JAN FREE ENTRY Maiden Plate - 1200m



22 December 2022 - 16:10

Track Rating: Soft 5, Weather: Fine, Rail Position: +8m Entire

Section	Overall	1000m	800m	600m	400m	200m
Section Times	1:12.29 [4] (0:15.12)	0:57.17 [8] (0:11.42)	0:45.75 [8] (0:11.28)	0:34.47 [7] (0:11.40)	0:23.07 [7] (0:11.41)	0:11.66 [6] (0:11.66)
Average Speed [km/h]	47.6	62.9	63.5	62.8	62.9	61.9
Top Speed [km/h]	63.0	63.6	63.9	64.1	64.0	63.3
Avg. Dist. to Rail [m]	2.5	1.0	1.3	1.2	1.3	3.3
Avg. Stride Freq. [Hz]	2.2	2.3	2.4	2.3	2.4	2.3
Avg. Stride Length [m]	6.3	7.4	7.4	7.4	7.4	7.3



- [] Ranking at each section and finish
- .-.- No data available at this section
- NA No data available



Horse/Jockey Name	Queen Luwell
Final Rank	5
Fastest Section Time (Section)	0:11.40 (600m)
Top Speed [km/h] (Section)	63.6 (1000m)
Race State	Finished



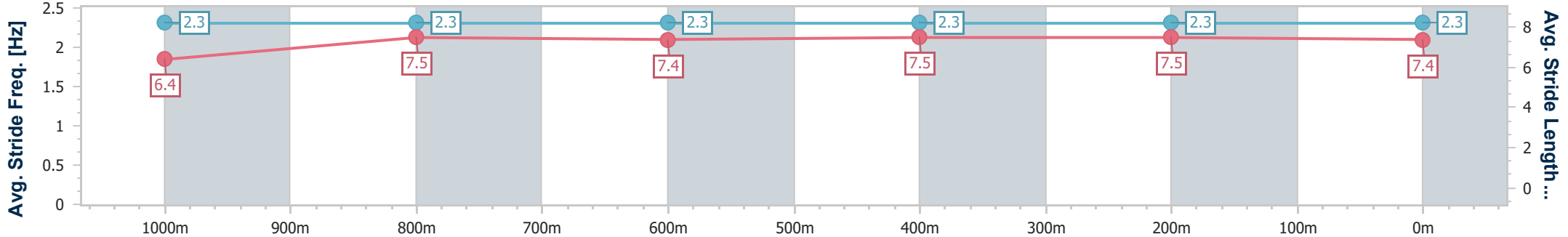
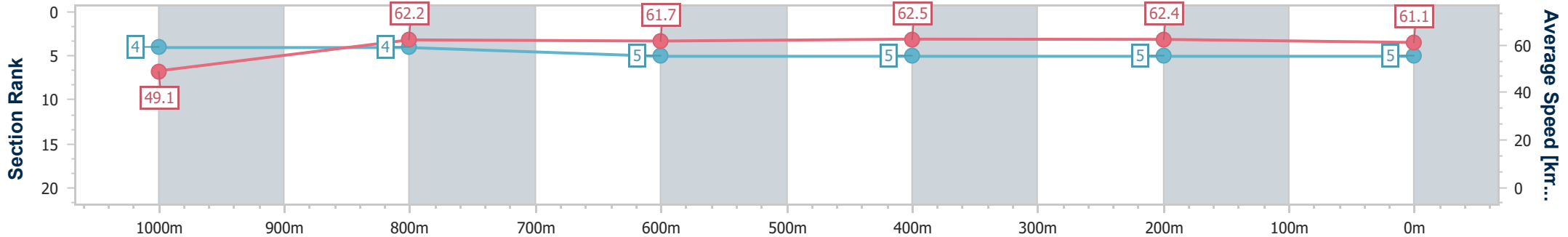
Ipswich QLD Professional
Race 6: DJ TRACKSIDE 14 JAN FREE ENTRY Maiden Plate - 1200m



22 December 2022 - 16:10

Track Rating: Soft 5, Weather: Fine, Rail Position: +8m Entire

Section	Overall	1000m	800m	600m	400m	200m
Section Times	1:12.35 [5] (0:14.66)	0:57.69 [4] (0:11.50)	0:46.19 [4] (0:11.55)	0:34.64 [5] (0:11.40)	0:23.24 [5] (0:11.46)	0:11.78 [5] (0:11.78)
Average Speed [km/h]	49.1	62.2	61.7	62.5	62.4	61.1
Top Speed [km/h]	62.7	63.6	63.4	63.6	62.9	62.3
Avg. Dist. to Rail [m]	1.4	1.9	2.6	2.6	1.3	1.1
Avg. Stride Freq. [Hz]	2.3	2.3	2.3	2.3	2.3	2.3
Avg. Stride Length [m]	6.4	7.5	7.4	7.5	7.5	7.4



- [] Ranking at each section and finish
- .-.- No data available at this section
- NA No data available



Horse/Jockey Name	Supreme Play
Final Rank	6
Fastest Section Time (Section)	0:11.30 (800m)
Top Speed [km/h] (Section)	64.7 (600m)
Race State	Finished



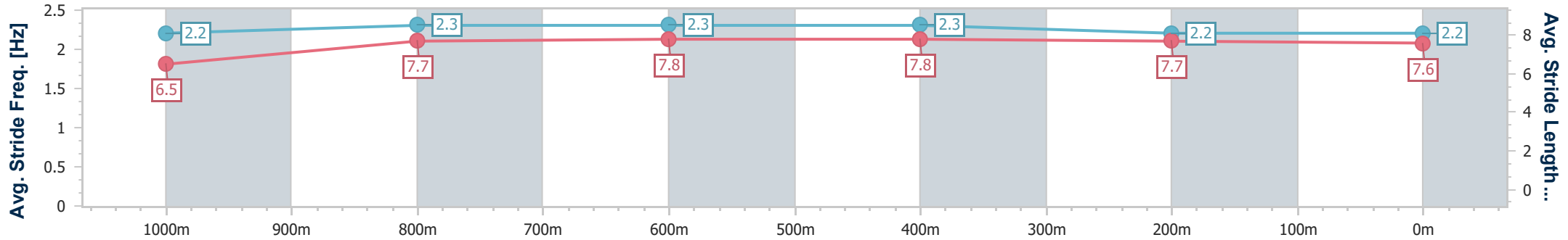
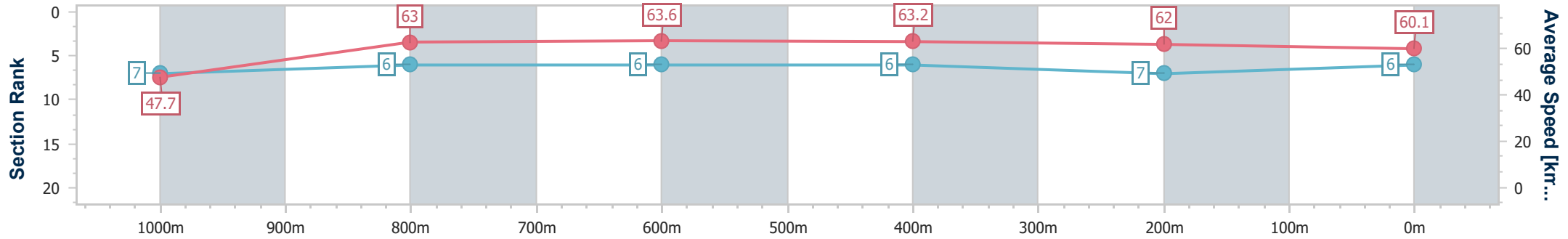
Ipswich QLD Professional
Race 6: DJ TRACKSIDE 14 JAN FREE ENTRY Maiden Plate - 1200m



22 December 2022 - 16:10

Track Rating: Soft 5, Weather: Fine, Rail Position: +8m Entire

Section	Overall	1000m	800m	600m	400m	200m
Section Times	1:12.80 [6] (0:15.10)	0:57.70 [7] (0:11.42)	0:46.28 [6] (0:11.30)	0:34.98 [6] (0:11.36)	0:23.62 [6] (0:11.64)	0:11.98 [7] (0:11.98)
Average Speed [km/h]	47.7	63.0	63.6	63.2	62.0	60.1
Top Speed [km/h]	62.2	64.1	64.1	64.7	63.1	61.8
Avg. Dist. to Rail [m]	4.9	0.7	1.0	0.8	1.4	4.2
Avg. Stride Freq. [Hz]	2.2	2.3	2.3	2.3	2.2	2.2
Avg. Stride Length [m]	6.5	7.7	7.8	7.8	7.7	7.6



- [] Ranking at each section and finish
- .-.- No data available at this section
- NA No data available



Horse/Jockey Name	Telmesomethin'girl
Final Rank	7
Fastest Section Time (Section)	0:11.46 (600m)
Top Speed [km/h] (Section)	64.3 (Overall)
Race State	Finished



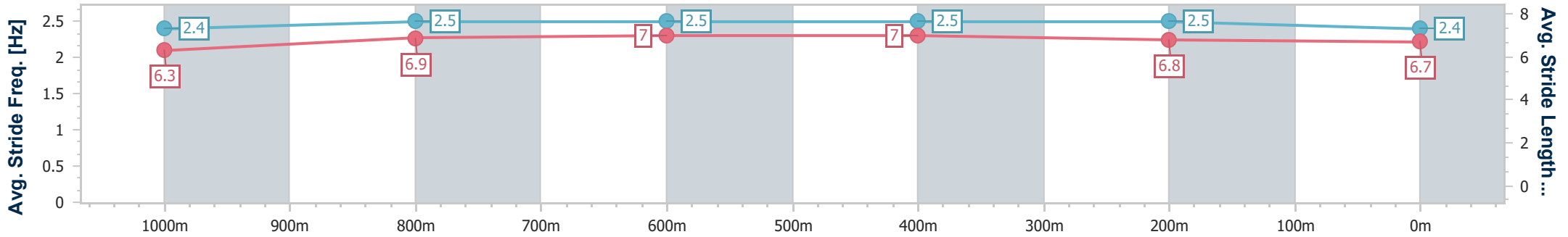
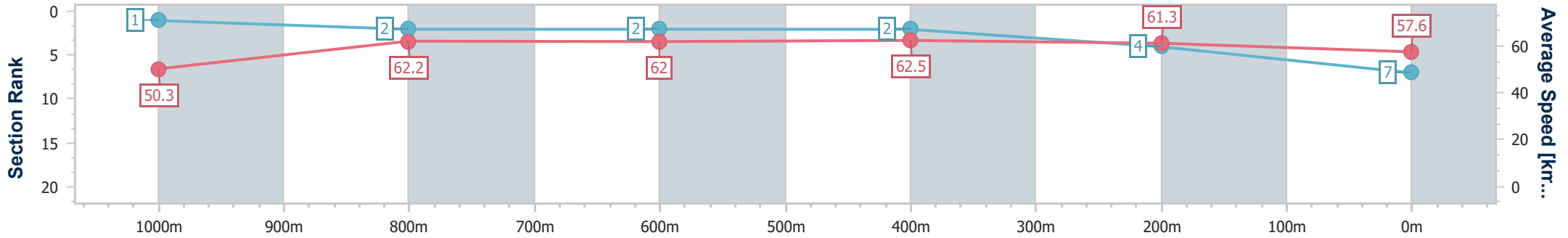
Ipswich QLD Professional
 Race 6: DJ TRACKSIDE 14 JAN FREE ENTRY Maiden Plate - 1200m



22 December 2022 - 16:10

Track Rating: Soft 5, Weather: Fine, Rail Position: +8m Entire

Section	Overall	1000m	800m	600m	400m	200m
Section Times	1:13.02 [7] (0:14.31)	0:58.71 [1] (0:11.52)	0:47.19 [2] (0:11.52)	0:35.67 [2] (0:11.46)	0:24.21 [2] (0:11.72)	0:12.49 [4] (0:12.49)
Average Speed [km/h]	50.3	62.2	62.0	62.5	61.3	57.6
Top Speed [km/h]	64.3	63.1	62.8	63.6	63.3	61.2
Avg. Dist. to Rail [m]	4.7	1.6	2.1	1.5	0.7	1.3
Avg. Stride Freq. [Hz]	2.4	2.5	2.5	2.5	2.5	2.4
Avg. Stride Length [m]	6.3	6.9	7.0	7.0	6.8	6.7



- [] Ranking at each section and finish
- .-.- No data available at this section
- NA No data available



Horse/Jockey Name	War Hope
Final Rank	8
Fastest Section Time (Section)	0:11.40 (600m)
Top Speed [km/h] (Section)	64.0 (600m)
Race State	Finished



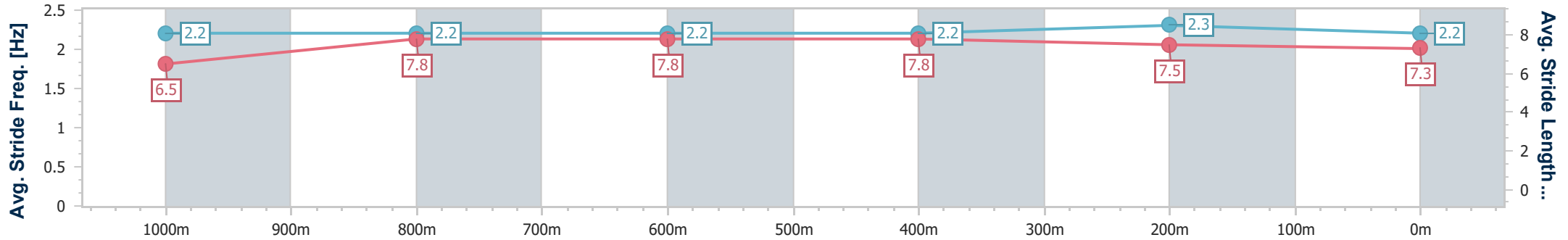
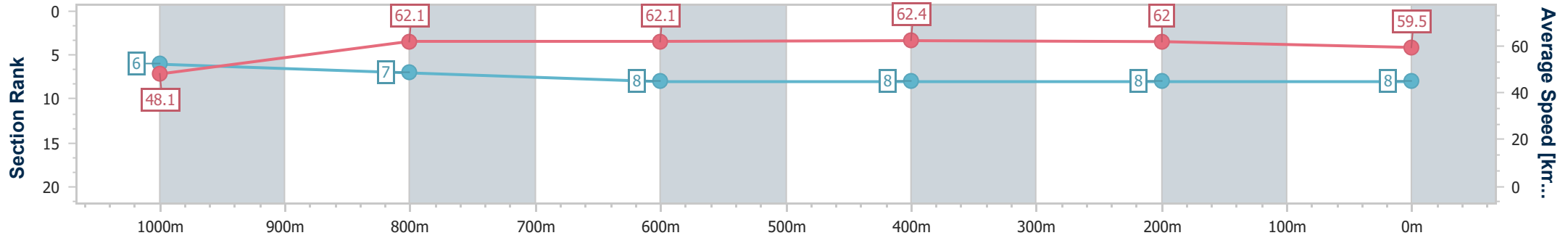
Ipswich QLD Professional
Race 6: DJ TRACKSIDE 14 JAN FREE ENTRY Maiden Plate - 1200m



22 December 2022 - 16:10

Track Rating: Soft 5, Weather: Fine, Rail Position: +8m Entire

Section	Overall	1000m	800m	600m	400m	200m
Section Times	1:13.08 [8] (0:14.98)	0:58.10 [6] (0:11.54)	0:46.56 [7] (0:11.51)	0:35.05 [8] (0:11.40)	0:23.65 [8] (0:11.52)	0:12.13 [8] (0:12.13)
Average Speed [km/h]	48.1	62.1	62.1	62.4	62.0	59.5
Top Speed [km/h]	62.6	63.0	63.5	64.0	63.1	61.7
Avg. Dist. to Rail [m]	2.0	1.5	2.1	2.8	1.4	0.4
Avg. Stride Freq. [Hz]	2.2	2.2	2.2	2.2	2.3	2.2
Avg. Stride Length [m]	6.5	7.8	7.8	7.8	7.5	7.3



- [] Ranking at each section and finish
- .-.- No data available at this section
- NA No data available



Horse/Jockey Name	Forebears
Final Rank	9
Fastest Section Time (Section)	0:11.32 (800m)
Top Speed [km/h] (Section)	64.7 (600m)
Race State	Finished



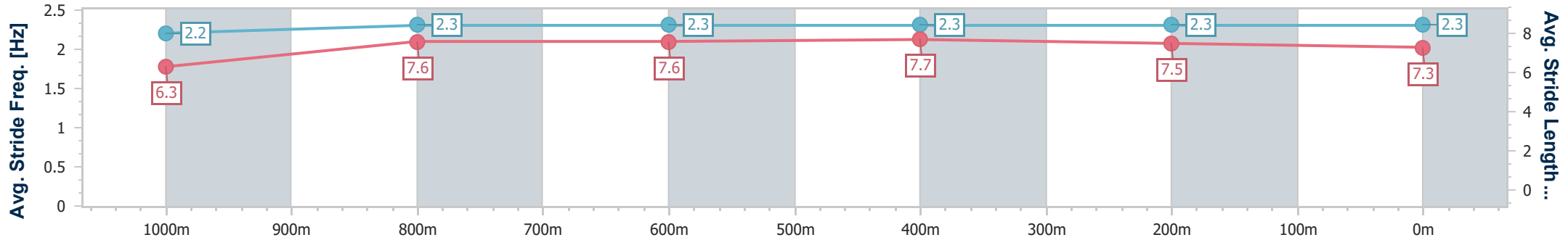
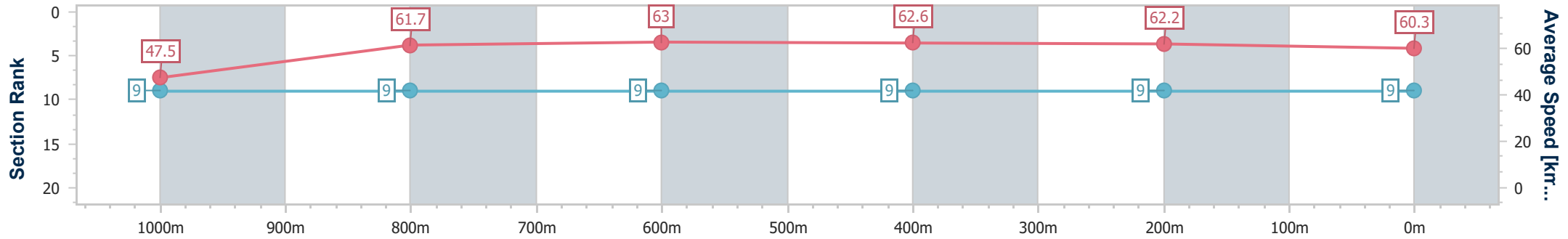
Ipswich QLD Professional
Race 6: DJ TRACKSIDE 14 JAN FREE ENTRY Maiden Plate - 1200m



22 December 2022 - 16:10

Track Rating: Soft 5, Weather: Fine, Rail Position: +8m Entire

Section	Overall	1000m	800m	600m	400m	200m
Section Times	1:13.08 [9] (0:15.18)	0:57.90 [9] (0:11.66)	0:46.24 [9] (0:11.32)	0:34.92 [9] (0:11.44)	0:23.48 [9] (0:11.54)	0:11.94 [9] (0:11.94)
Average Speed [km/h]	47.5	61.7	63.0	62.6	62.2	60.3
Top Speed [km/h]	61.3	62.7	63.8	64.7	63.2	62.1
Avg. Dist. to Rail [m]	6.7	1.0	2.4	1.3	0.8	1.8
Avg. Stride Freq. [Hz]	2.2	2.3	2.3	2.3	2.3	2.3
Avg. Stride Length [m]	6.3	7.6	7.6	7.7	7.5	7.3



- [] Ranking at each section and finish
- .-.- No data available at this section
- NA No data available