

Track Rating: Soft 5, Weather: Fine, Rail Position: +8m Entire

Section		Overall	2000m	1800m	1600m	1400m	1200m	1000m	Last 600m				
Field Times		2:18.94 (0:14.73)	2:04.21 (0:11.05)	1:53.16 (0:11.98)	1:41.18 (0:12.71)	1:28.47 (0:12.61)	1:15.86 (0:13.05)	1:02.81 (0:12.67)	0:38.26				
Rank	TAB Horse/Jockey	Barrier	Top Speed [km/h]	Fastest Section									Distance Travelled [m]
1	3 EMBOSSING Corey Bayliss	9	64.0 Overall	0:11.68 2000m	2:18.94 [1] (0:14.78)	2:04.16 [2] (0:11.68)	1:52.48 [4] (0:11.91)	1:40.57 [5] (0:12.81)	1:27.76 [5] (0:12.54)	1:15.22 [5] (0:13.03)	1:02.19 [5] (0:12.16)	0:37.91	
2	9 I PREFER MINTIES Ben Thompson	8	66.1 2000m	0:11.11 2000m	2:19.03 [2] (0:15.67)	2:03.36 [9] (0:11.11)	1:52.25 [7] (0:11.45)	1:40.80 [3] (0:12.42)	1:28.38 [2] (0:12.60)	1:15.78 [2] (0:13.01)	1:02.77 [2] (0:12.54)	0:38.35	-2
3	2 BURN THE BOATS Brooke Ainsworth	3	63.8 2000m	0:11.38 2000m	2:19.20 [3] (0:15.31)	2:03.89 [5] (0:11.38)	1:52.51 [5] (0:11.79)	1:40.72 [6] (0:12.74)	1:27.98 [6] (0:12.50)	1:15.48 [6] (0:13.05)	1:02.43 [6] (0:12.59)	0:37.79	-3
4	6 THE WOLVERINE Yvette Lewis	7	64.2 2000m	0:11.38 2000m	2:19.28 [4] (0:15.55)	2:03.73 [8] (0:11.38)	1:52.35 [8] (0:12.09)	1:40.26 [9] (0:12.89)	1:27.37 [9] (0:12.62)	1:14.75 [9] (0:13.11)	1:01.64 [9] (0:12.26)	0:37.33	+0
5	8 GAME STAR Melea Castle	5	65.9 2000m	0:11.05 2000m	2:19.35 [5] (0:14.73)	2:04.62 [1] (0:11.05)	1:53.57 [1] (0:11.98)	1:41.59 [1] (0:12.71)	1:28.88 [1] (0:12.61)	1:16.27 [1] (0:13.05)	1:03.22 [1] (0:12.72)	0:38.50	-3
6	5 ROYAL GEORGE Angela Jones	4	64.4 2000m	0:11.45 2000m	2:19.42 [6] (0:15.31)	2:04.11 [6] (0:11.45)	1:52.66 [6] (0:11.88)	1:40.78 [7] (0:12.88)	1:27.90 [7] (0:12.59)	1:15.31 [8] (0:13.10)	1:02.21 [8] (0:12.22)	0:37.79	+1
7	4 MASTER OF MENACE Karl Zechner	6	63.3 2000m	0:11.43 2000m	2:19.50 [7] (0:15.50)	2:04.00 [7] (0:11.43)	1:52.57 [8] (0:11.77)	1:40.80 [8] (0:12.86)	1:27.94 [8] (0:12.55)	1:15.39 [7] (0:13.00)	1:02.39 [7] (0:12.42)	0:37.96	-5
8	1 BEDOUIN MORE Brodie Loy	2	65.9 2000m	0:11.20 2000m	2:20.06 [8] (0:14.90)	2:05.16 [4] (0:11.20)	1:53.96 [2] (0:12.07)	1:41.89 [2] (0:12.70)	1:29.19 [4] (0:12.70)	1:16.49 [4] (0:13.02)	1:03.47 [4] (0:12.52)	0:38.96	+2
9	7 ABBEY BRIDGE Luke Dittman	1	65.0 2000m	0:11.35 2000m	2:20.23 [9] (0:14.81)	2:05.42 [3] (0:11.35)	1:54.07 [3] (0:12.09)	1:41.98 [4] (0:12.60)	1:29.38 [3] (0:12.48)	1:16.90 [3] (0:13.06)	1:03.84 [3] (0:12.66)	0:38.96	-7

Track Rating: Soft 5, Weather: Fine, Rail Position: +8m Entire

Section						800m	600m	400m	200m	Last 600m	
Field Times						0:50.14 (0:11.88)	0:38.26 (0:12.34)	0:25.92 (0:12.96)	0:12.96 (0:12.96)	0:38.26	
Rank	TAB Horse/Jockey	Barrier	Top Speed [km/h]	Fastest Section					Margin	Distance Travelled [m]	
1	3 EMBOSSING Corey Bayliss	9	64.0	0:11.68	0:50.03 [3]	0:37.91 [3]	0:25.48 [3]	0:12.66 [3]	2:18.94	0:37.91	
			Overall	2000m	(0:12.12)	(0:12.43)	(0:12.82)	(0:12.66)			
2	9 I PREFER MINTIES Ben Thompson	8	66.1	0:11.11	0:50.23 [1]	0:38.35 [1]	0:26.01 [1]	0:13.05 [1]	0.5L	0:38.35	-2
			2000m	2000m	(0:11.88)	(0:12.34)	(0:12.96)	(0:13.05)			
3	2 BURN THE BOATS Brooke Ainsworth	3	63.8	0:11.38	0:49.84 [6]	0:37.79 [6]	0:25.55 [4]	0:12.86 [4]	1.3L	0:37.79	-3
			2000m	2000m	(0:12.05)	(0:12.24)	(0:12.69)	(0:12.86)			
4	6 THE WOLVERINE Yvette Lewis	7	64.2	0:11.38	0:49.38 [9]	0:37.33 [9]	0:25.33 [7]	0:12.78 [6]	1.7L	0:37.33	+0
			2000m	2000m	(0:12.05)	(0:12.00)	(0:12.55)	(0:12.78)			
5	8 GAME STAR Melea Castle	5	65.9	0:11.05	0:50.50 [2]	0:38.50 [2]	0:26.11 [2]	0:13.22 [2]	2.1L	0:38.50	-3
			2000m	2000m	(0:12.00)	(0:12.39)	(0:12.89)	(0:13.22)			
6	5 ROYAL GEORGE Angela Jones	4	64.4	0:11.45	0:49.99 [7]	0:37.79 [8]	0:25.46 [8]	0:12.79 [7]	2.4L	0:37.79	+1
			2000m	2000m	(0:12.20)	(0:12.33)	(0:12.67)	(0:12.79)			
7	4 MASTER OF MENACE Karl Zechner	6	63.3	0:11.43	0:49.97 [8]	0:37.96 [7]	0:25.47 [9]	0:12.85 [8]	2.8L	0:37.96	-5
			2000m	2000m	(0:12.01)	(0:12.49)	(0:12.62)	(0:12.85)			
8	1 BEDOUIN MORE Brodie Loy	2	65.9	0:11.20	0:50.95 [5]	0:38.96 [4]	0:26.41 [4]	0:13.66 [5]	6.1L	0:38.96	+2
			2000m	2000m	(0:11.99)	(0:12.55)	(0:12.75)	(0:13.66)			
9	7 ABBEY BRIDGE Luke Dittman	1	65.0	0:11.35	0:51.18 [4]	0:38.96 [5]	0:26.34 [6]	0:13.52 [9]	6.9L	0:38.96	-7
			2000m	2000m	(0:12.22)	(0:12.62)	(0:12.82)	(0:13.52)			



Horse/Jockey Name	Embossing
Final Rank	1
Fastest Section Time (Section)	0:11.68 (2000m)
Top Speed [km/h] (Section)	64.0 (Overall)
Race State	Finished



Ipswich QLD Professional

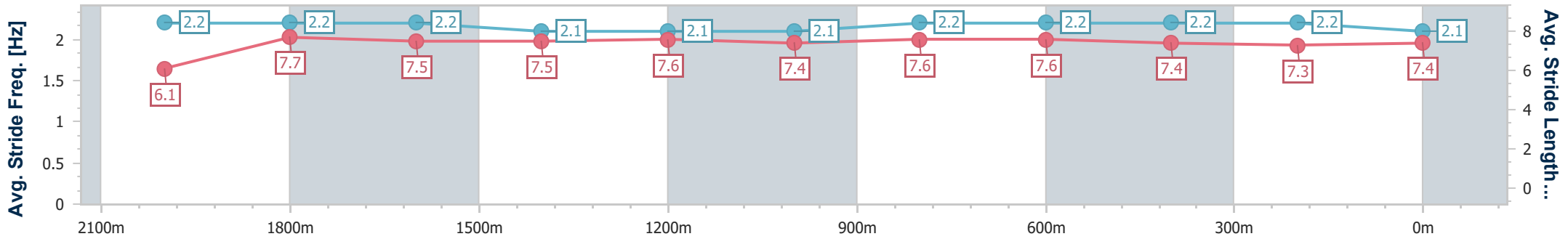
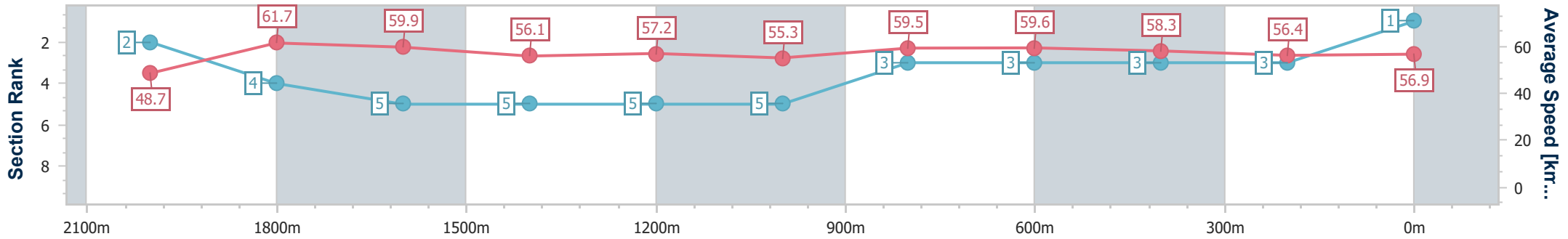
Race 2: TAB Maiden Plate - 2200m

22 December 2022 - 13:45



Track Rating: Soft 5, Weather: Fine, Rail Position: +8m Entire

Section	Overall	2000m	1800m	1600m	1400m	1200m	1000m	800m	600m	400m	200m
Section Times	2:18.94 [1] (0:14.78)	2:04.16 [2] (0:11.68)	1:52.48 [4] (0:11.91)	1:40.57 [5] (0:12.81)	1:27.76 [5] (0:12.54)	1:15.22 [5] (0:13.03)	1:02.19 [5] (0:12.16)	0:50.03 [3] (0:12.12)	0:37.91 [3] (0:12.43)	0:25.48 [3] (0:12.82)	0:12.66 [3] (0:12.66)
Average Speed [km/h]	48.7	61.7	59.9	56.1	57.2	55.3	59.5	59.6	58.3	56.4	56.9
Top Speed [km/h]	64.0	63.6	61.4	56.8	57.6	57.0	60.2	60.3	59.7	58.3	58.4
Avg. Dist. to Rail [m]	7.3	1.4	1.1	1.1	1.0	0.2	1.5	1.4	1.2	1.8	3.4
Avg. Stride Freq. [Hz]	2.2	2.2	2.2	2.1	2.1	2.1	2.2	2.2	2.2	2.2	2.1
Avg. Stride Length [m]	6.1	7.7	7.5	7.5	7.6	7.4	7.6	7.6	7.4	7.3	7.4



- [] Ranking at each section and finish
- .-.- No data available at this section
- NA No data available



Horse/Jockey Name	I Prefer Minties
Final Rank	2
Fastest Section Time (Section)	0:11.11 (2000m)
Top Speed [km/h] (Section)	66.1 (2000m)
Race State	Finished



Ipswich QLD Professional

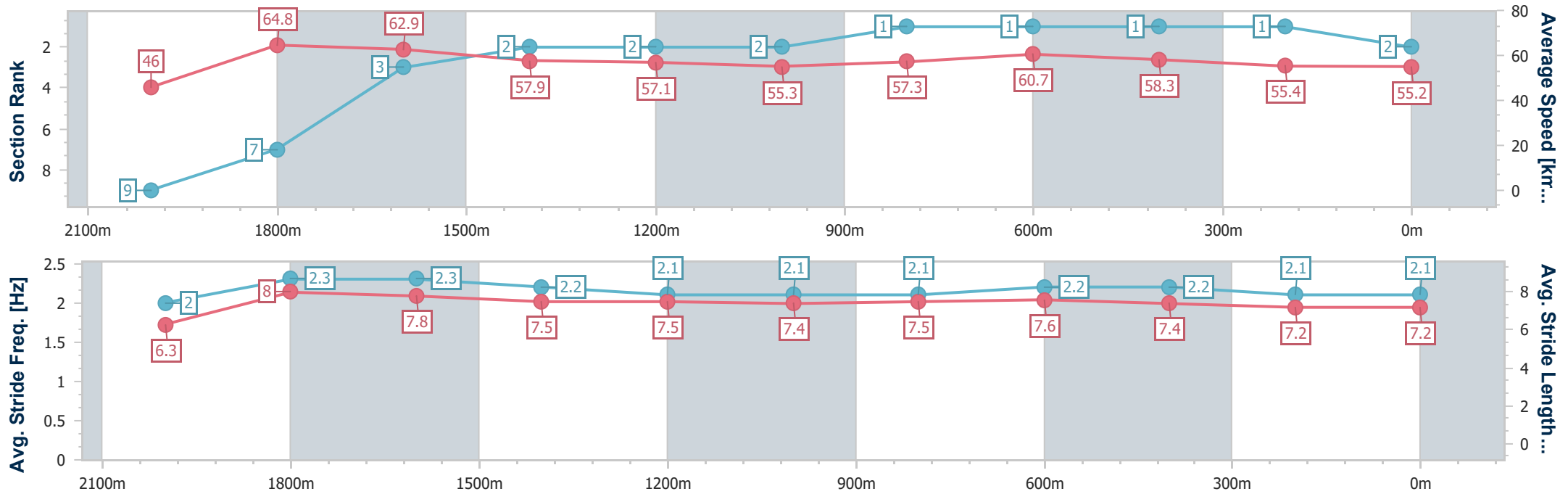
Race 2: TAB Maiden Plate - 2200m

22 December 2022 - 13:45



Track Rating: Soft 5, Weather: Fine, Rail Position: +8m Entire

Section	Overall	2000m	1800m	1600m	1400m	1200m	1000m	800m	600m	400m	200m
Section Times	2:19.03 [2] (0:15.67)	2:03.36 [9] (0:11.11)	1:52.25 [7] (0:11.45)	1:40.80 [3] (0:12.42)	1:28.38 [2] (0:12.60)	1:15.78 [2] (0:13.01)	1:02.77 [2] (0:12.54)	0:50.23 [1] (0:11.88)	0:38.35 [1] (0:12.34)	0:26.01 [1] (0:12.96)	0:13.05 [1] (0:13.05)
Average Speed [km/h]	46.0	64.8	62.9	57.9	57.1	55.3	57.3	60.7	58.3	55.4	55.2
Top Speed [km/h]	62.6	66.1	65.3	59.7	57.8	56.5	60.0	61.7	60.3	56.3	55.9
Avg. Dist. to Rail [m]	6.3	1.5	0.1	0.3	0.2	0.3	0.4	0.5	0.5	1.0	1.3
Avg. Stride Freq. [Hz]	2.0	2.3	2.3	2.2	2.1	2.1	2.1	2.2	2.2	2.1	2.1
Avg. Stride Length [m]	6.3	8.0	7.8	7.5	7.5	7.4	7.5	7.6	7.4	7.2	7.2



- [] Ranking at each section and finish
- .-.- No data available at this section
- NA No data available



Horse/Jockey Name	Burn The Boats
Final Rank	3
Fastest Section Time (Section)	0:11.38 (2000m)
Top Speed [km/h] (Section)	63.8 (2000m)
Race State	Finished



Ipswich QLD Professional

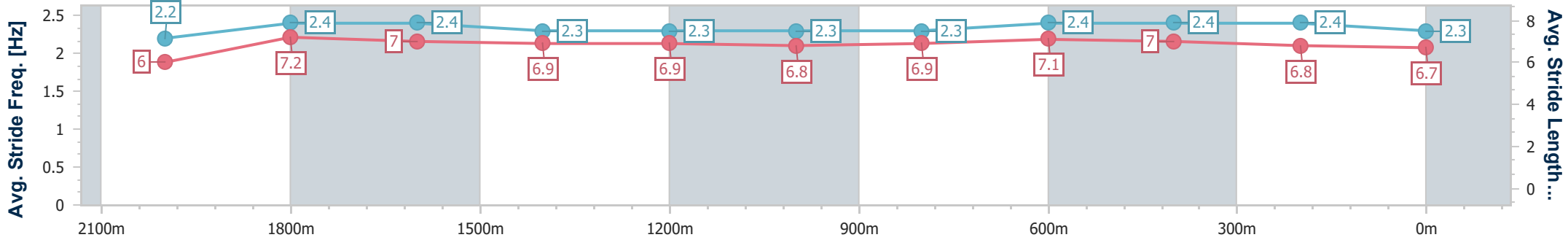
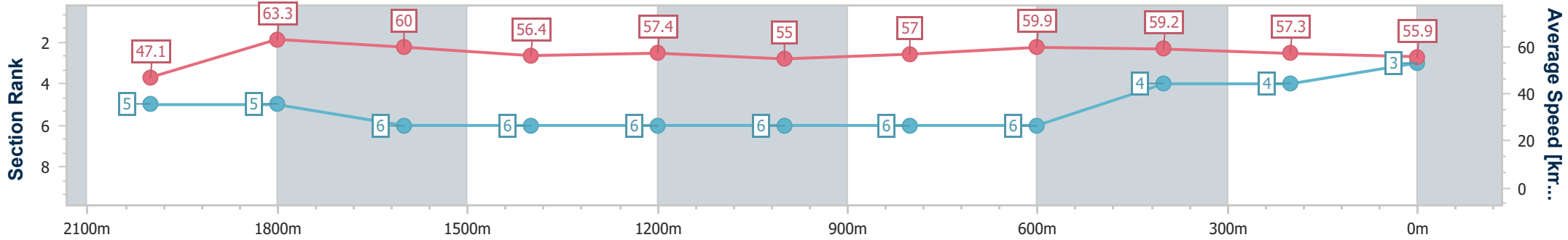
Race 2: TAB Maiden Plate - 2200m

22 December 2022 - 13:45



Track Rating: Soft 5, Weather: Fine, Rail Position: +8m Entire

Section	Overall	2000m	1800m	1600m	1400m	1200m	1000m	800m	600m	400m	200m
Section Times	2:19.20 [3] (0:15.31)	2:03.89 [5] (0:11.38)	1:52.51 [5] (0:11.79)	1:40.72 [6] (0:12.74)	1:27.98 [6] (0:12.50)	1:15.48 [6] (0:13.05)	1:02.43 [6] (0:12.59)	0:49.84 [6] (0:12.05)	0:37.79 [6] (0:12.24)	0:25.55 [4] (0:12.69)	0:12.86 [4] (0:12.86)
Average Speed [km/h]	47.1	63.3	60.0	56.4	57.4	55.0	57.0	59.9	59.2	57.3	55.9
Top Speed [km/h]	62.6	63.8	61.6	57.5	58.4	56.7	58.1	60.6	60.6	58.3	58.1
Avg. Dist. to Rail [m]	2.9	1.1	2.2	1.4	1.1	0.8	0.9	0.5	1.8	3.1	5.3
Avg. Stride Freq. [Hz]	2.2	2.4	2.4	2.3	2.3	2.3	2.3	2.4	2.4	2.4	2.3
Avg. Stride Length [m]	6.0	7.2	7.0	6.9	6.9	6.8	6.9	7.1	7.0	6.8	6.7



- [] Ranking at each section and finish
- .-.- No data available at this section
- NA No data available



Horse/Jockey Name	The Wolverine
Final Rank	4
Fastest Section Time (Section)	0:11.38 (2000m)
Top Speed [km/h] (Section)	64.2 (2000m)
Race State	Finished



Ipswich QLD Professional

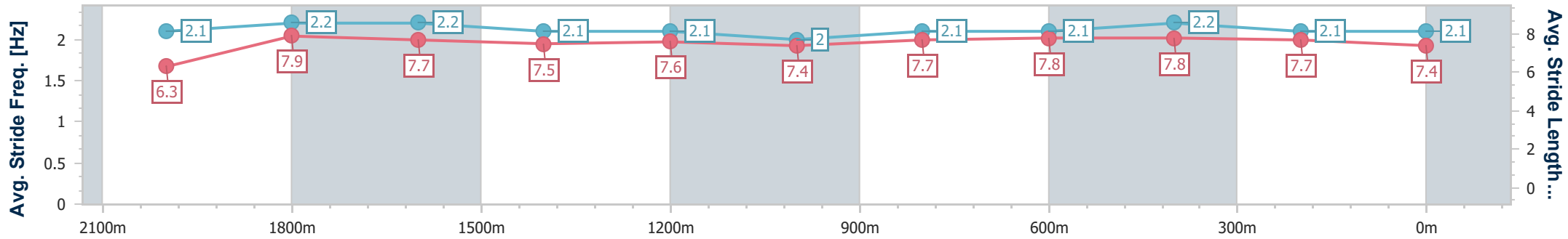
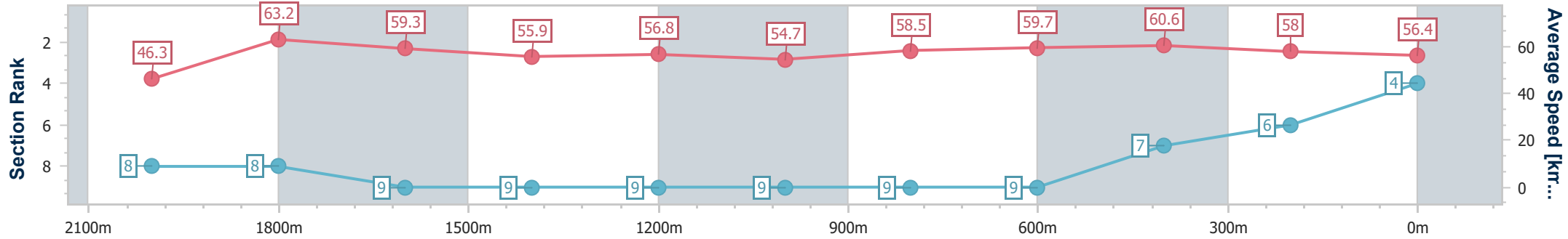
Race 2: TAB Maiden Plate - 2200m

22 December 2022 - 13:45



Track Rating: Soft 5, Weather: Fine, Rail Position: +8m Entire

Section	Overall	2000m	1800m	1600m	1400m	1200m	1000m	800m	600m	400m	200m
Section Times	2:19.28 [4] (0:15.55)	2:03.73 [8] (0:11.38)	1:52.35 [8] (0:12.09)	1:40.26 [9] (0:12.89)	1:27.37 [9] (0:12.62)	1:14.75 [9] (0:13.11)	1:01.64 [9] (0:12.26)	0:49.38 [9] (0:12.05)	0:37.33 [9] (0:12.00)	0:25.33 [7] (0:12.55)	0:12.78 [6] (0:12.78)
Average Speed [km/h]	46.3	63.2	59.3	55.9	56.8	54.7	58.5	59.7	60.6	58.0	56.4
Top Speed [km/h]	62.5	64.2	61.7	58.6	57.5	56.9	60.8	60.7	62.4	59.3	58.3
Avg. Dist. to Rail [m]	4.5	0.2	0.4	0.3	0.9	1.1	1.4	0.7	2.5	4.0	6.5
Avg. Stride Freq. [Hz]	2.1	2.2	2.2	2.1	2.1	2.0	2.1	2.1	2.2	2.1	2.1
Avg. Stride Length [m]	6.3	7.9	7.7	7.5	7.6	7.4	7.7	7.8	7.8	7.7	7.4



- [] Ranking at each section and finish
- .-.- No data available at this section
- NA No data available



Horse/Jockey Name	Game Star
Final Rank	5
Fastest Section Time (Section)	0:11.05 (2000m)
Top Speed [km/h] (Section)	65.9 (2000m)
Race State	Finished



Ipswich QLD Professional

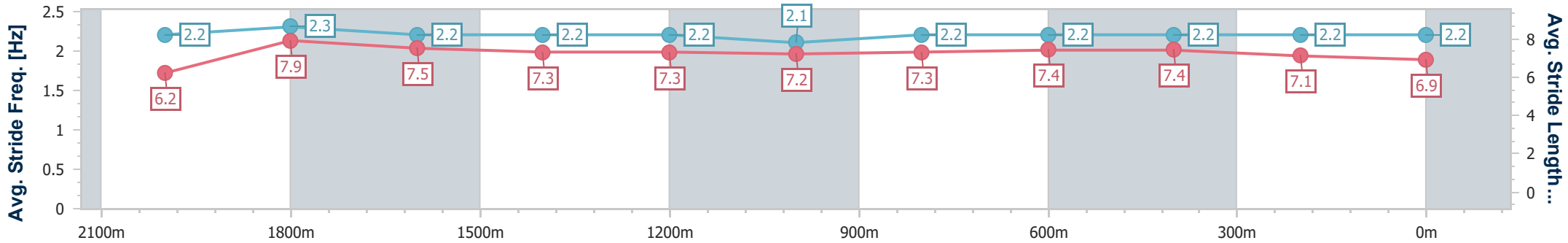
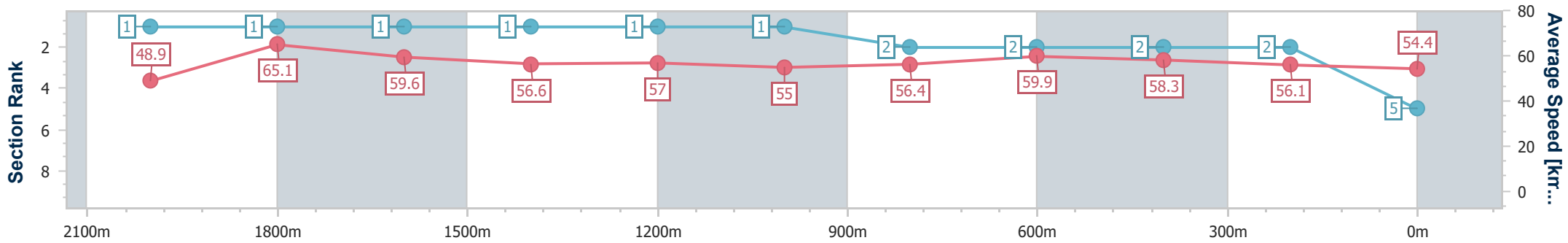
Race 2: TAB Maiden Plate - 2200m

22 December 2022 - 13:45



Track Rating: Soft 5, Weather: Fine, Rail Position: +8m Entire

Section	Overall	2000m	1800m	1600m	1400m	1200m	1000m	800m	600m	400m	200m
Section Times	2:19.35 [5] (0:14.73)	2:04.62 [1] (0:11.05)	1:53.57 [1] (0:11.98)	1:41.59 [1] (0:12.71)	1:28.88 [1] (0:12.61)	1:16.27 [1] (0:13.05)	1:03.22 [1] (0:12.72)	0:50.50 [2] (0:12.00)	0:38.50 [2] (0:12.39)	0:26.11 [2] (0:12.89)	0:13.22 [2] (0:13.22)
Average Speed [km/h]	48.9	65.1	59.6	56.6	57.0	55.0	56.4	59.9	58.3	56.1	54.4
Top Speed [km/h]	64.9	65.9	64.0	58.1	57.6	56.2	59.0	60.9	60.1	56.8	56.0
Avg. Dist. to Rail [m]	5.4	1.8	1.1	1.0	0.5	0.4	0.8	0.8	0.6	1.6	2.2
Avg. Stride Freq. [Hz]	2.2	2.3	2.2	2.2	2.2	2.1	2.2	2.2	2.2	2.2	2.2
Avg. Stride Length [m]	6.2	7.9	7.5	7.3	7.3	7.2	7.3	7.4	7.4	7.1	6.9



- [] Ranking at each section and finish
- .-.- No data available at this section
- NA No data available



Horse/Jockey Name	Royal George
Final Rank	6
Fastest Section Time (Section)	0:11.45 (2000m)
Top Speed [km/h] (Section)	64.4 (2000m)
Race State	Finished



Ipswich QLD Professional

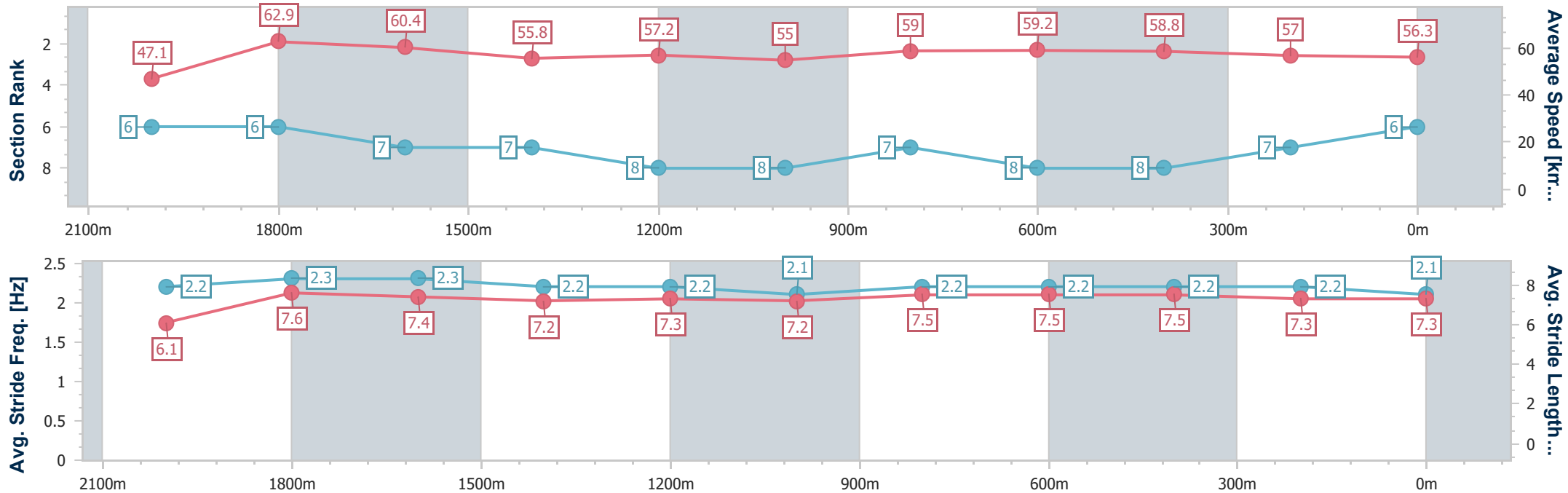
Race 2: TAB Maiden Plate - 2200m

22 December 2022 - 13:45



Track Rating: Soft 5, Weather: Fine, Rail Position: +8m Entire

Section	Overall	2000m	1800m	1600m	1400m	1200m	1000m	800m	600m	400m	200m
Section Times	2:19.42 [6] (0:15.31)	2:04.11 [6] (0:11.45)	1:52.66 [6] (0:11.88)	1:40.78 [7] (0:12.88)	1:27.90 [7] (0:12.59)	1:15.31 [8] (0:13.10)	1:02.21 [8] (0:12.22)	0:49.99 [7] (0:12.20)	0:37.79 [8] (0:12.33)	0:25.46 [8] (0:12.67)	0:12.79 [7] (0:12.79)
Average Speed [km/h]	47.1	62.9	60.4	55.8	57.2	55.0	59.0	59.2	58.8	57.0	56.3
Top Speed [km/h]	62.9	64.4	61.5	60.0	57.8	56.6	60.1	60.6	60.0	57.5	57.2
Avg. Dist. to Rail [m]	4.1	0.6	0.5	0.2	0.2	0.1	0.4	0.9	1.6	2.0	3.3
Avg. Stride Freq. [Hz]	2.2	2.3	2.3	2.2	2.2	2.1	2.2	2.2	2.2	2.2	2.1
Avg. Stride Length [m]	6.1	7.6	7.4	7.2	7.3	7.2	7.5	7.5	7.5	7.3	7.3



- [] Ranking at each section and finish
- .-.- No data available at this section
- NA No data available



Horse/Jockey Name	Master Of Menace
Final Rank	7
Fastest Section Time (Section)	0:11.43 (2000m)
Top Speed [km/h] (Section)	63.3 (2000m)
Race State	Finished



Ipswich QLD Professional

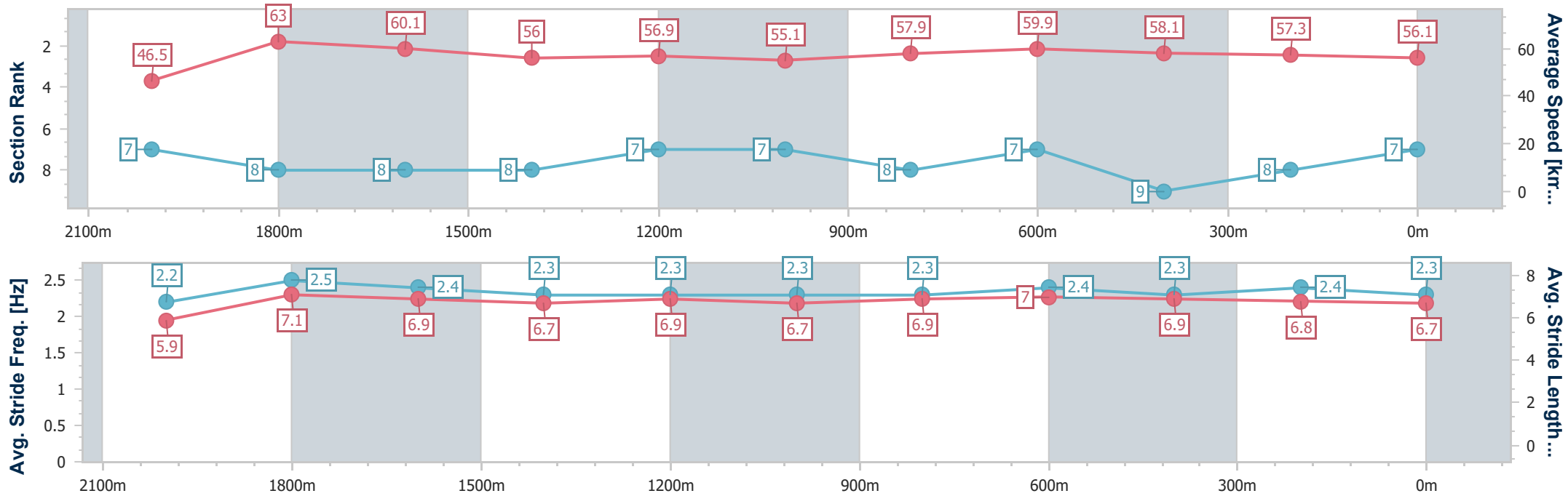
Race 2: TAB Maiden Plate - 2200m

22 December 2022 - 13:45



Track Rating: Soft 5, Weather: Fine, Rail Position: +8m Entire

Section	Overall	2000m	1800m	1600m	1400m	1200m	1000m	800m	600m	400m	200m
Section Times	2:19.50 [7] (0:15.50)	2:04.00 [7] (0:11.43)	1:52.57 [8] (0:11.77)	1:40.80 [8] (0:12.86)	1:27.94 [8] (0:12.55)	1:15.39 [7] (0:13.00)	1:02.39 [7] (0:12.42)	0:49.97 [8] (0:12.01)	0:37.96 [7] (0:12.49)	0:25.47 [9] (0:12.62)	0:12.85 [8] (0:12.85)
Average Speed [km/h]	46.5	63.0	60.1	56.0	56.9	55.1	57.9	59.9	58.1	57.3	56.1
Top Speed [km/h]	62.9	63.3	61.5	58.5	57.8	56.8	59.3	61.1	59.6	58.7	58.2
Avg. Dist. to Rail [m]	4.0	1.2	1.9	1.8	1.8	1.4	0.8	0.3	1.5	1.3	3.1
Avg. Stride Freq. [Hz]	2.2	2.5	2.4	2.3	2.3	2.3	2.3	2.4	2.3	2.4	2.3
Avg. Stride Length [m]	5.9	7.1	6.9	6.7	6.9	6.7	6.9	7.0	6.9	6.8	6.7



- [] Ranking at each section and finish
- .-.- No data available at this section
- NA No data available



Horse/Jockey Name	Bedouin More
Final Rank	8
Fastest Section Time (Section)	0:11.20 (2000m)
Top Speed [km/h] (Section)	65.9 (2000m)
Race State	Finished



Ipswich QLD Professional

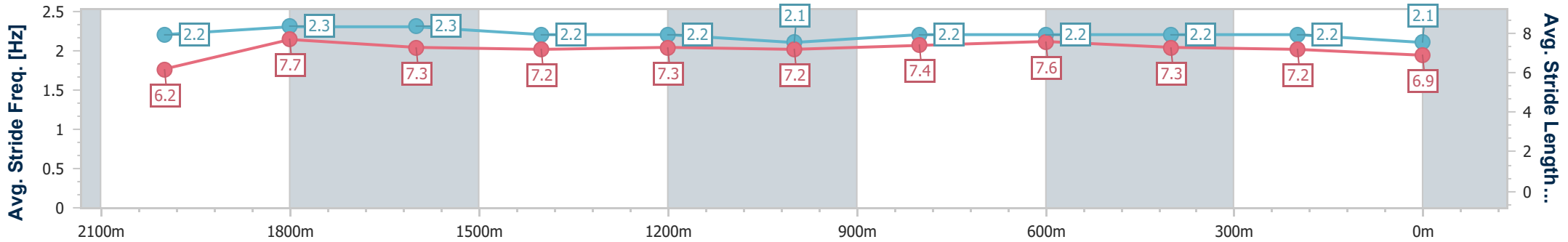
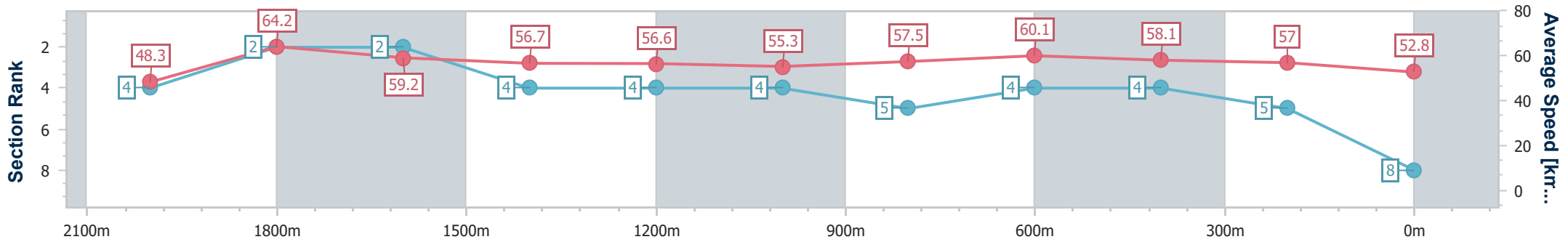
Race 2: TAB Maiden Plate - 2200m

22 December 2022 - 13:45



Track Rating: Soft 5, Weather: Fine, Rail Position: +8m Entire

Section	Overall	2000m	1800m	1600m	1400m	1200m	1000m	800m	600m	400m	200m
Section Times	2:20.06 [8] (0:14.90)	2:05.16 [4] (0:11.20)	1:53.96 [2] (0:12.07)	1:41.89 [2] (0:12.70)	1:29.19 [4] (0:12.70)	1:16.49 [4] (0:13.02)	1:03.47 [4] (0:12.52)	0:50.95 [5] (0:11.99)	0:38.96 [4] (0:12.55)	0:26.41 [4] (0:12.75)	0:13.66 [5] (0:13.66)
Average Speed [km/h]	48.3	64.2	59.2	56.7	56.6	55.3	57.5	60.1	58.1	57.0	52.8
Top Speed [km/h]	64.4	65.9	62.6	57.3	57.0	56.7	60.4	60.8	59.6	59.2	54.9
Avg. Dist. to Rail [m]	2.6	0.5	0.8	0.7	0.2	0.2	0.2	0.5	2.5	2.4	1.5
Avg. Stride Freq. [Hz]	2.2	2.3	2.3	2.2	2.2	2.1	2.2	2.2	2.2	2.2	2.1
Avg. Stride Length [m]	6.2	7.7	7.3	7.2	7.3	7.2	7.4	7.6	7.3	7.2	6.9



- [] Ranking at each section and finish
- .-.- No data available at this section
- NA No data available



Horse/Jockey Name	Abbey Bridge
Final Rank	9
Fastest Section Time (Section)	0:11.35 (2000m)
Top Speed [km/h] (Section)	65.0 (2000m)
Race State	Finished



Ipswich QLD Professional

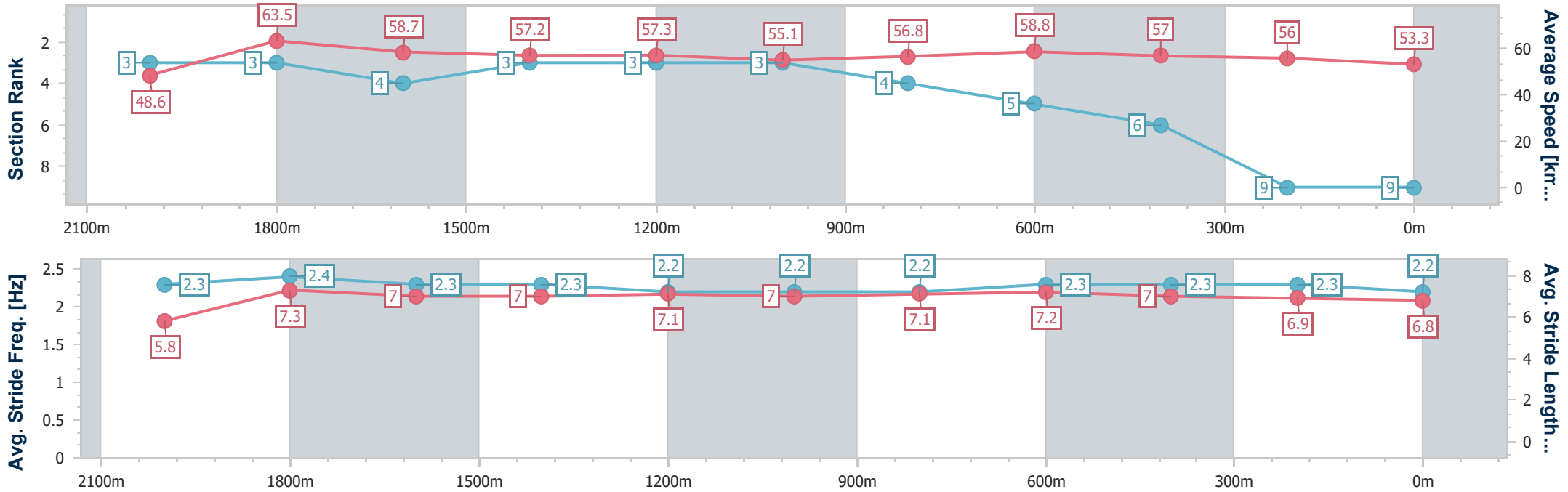
Race 2: TAB Maiden Plate - 2200m

22 December 2022 - 13:45



Track Rating: Soft 5, Weather: Fine, Rail Position: +8m Entire

Section	Overall	2000m	1800m	1600m	1400m	1200m	1000m	800m	600m	400m	200m
Section Times	2:20.23 [9] (0:14.81)	2:05.42 [3] (0:11.35)	1:54.07 [3] (0:12.09)	1:41.98 [4] (0:12.60)	1:29.38 [3] (0:12.48)	1:16.90 [3] (0:13.06)	1:03.84 [3] (0:12.66)	0:51.18 [4] (0:12.22)	0:38.96 [5] (0:12.62)	0:26.34 [6] (0:12.82)	0:13.52 [9] (0:13.52)
Average Speed [km/h]	48.6	63.5	58.7	57.2	57.3	55.1	56.8	58.8	57.0	56.0	53.3
Top Speed [km/h]	64.6	65.0	61.7	57.8	57.9	56.8	58.5	59.8	58.9	56.6	55.5
Avg. Dist. to Rail [m]	1.7	0.4	1.6	1.1	1.3	0.6	0.5	0.3	0.2	0.6	0.2
Avg. Stride Freq. [Hz]	2.3	2.4	2.3	2.3	2.2	2.2	2.2	2.3	2.3	2.3	2.2
Avg. Stride Length [m]	5.8	7.3	7.0	7.0	7.1	7.0	7.1	7.2	7.0	6.9	6.8



- [] Ranking at each section and finish
- .-.- No data available at this section
- NA No data available