



**Sunshine Coast QLD Professional**  
**Race 6: BASSETT BARKS Class 1 Handicap - 1200m**  
**18 December 2022 - 16:01**



Track Rating: Good 4, Weather: Fine, Rail Position: +8m Entire

Section		Overall	1000m	800m	600m	400m	200m	Last 600m					
Field Times		1:12.03 (0:14.07)	0:57.96 (0:11.88)	0:46.08 (0:11.68)	0:34.40 (0:11.37)	0:23.03 (0:11.13)	0:11.90 (0:11.90)	0:34.40					
Rank	TAB Horse/Jockey	Barrier	Top Speed [km/h]	Fastest Section	Margin							Distance Travelled [m]	
1	1 <b>SCRIPT WRITER</b> Ryan Maloney	7	65.2 400m	0:11.13 400m	1:12.03 [1] (0:14.31)	0:57.72 [3] (0:11.86)	0:45.86 [3] (0:11.73)	0:34.13 [3] (0:11.31)	0:22.82 [3] (0:11.13)	0:11.69 [2] (0:11.69)	1:12.03	0:34.13	
2	2 <b>DATA PATCH</b> James Orman	2	66.7 400m	0:11.06 400m	1:12.06 [2] (0:14.07)	0:57.99 [1] (0:11.88)	0:46.11 [2] (0:11.68)	0:34.43 [1] (0:11.44)	0:22.99 [2] (0:11.06)	0:11.93 [1] (0:11.93)	0.03L	0:34.43	-6
3	11 <b>EUROMANTIC</b> Mark Du Plessis	13	65.8 400m	0:11.17 400m	1:12.43 [3] (0:14.45)	0:57.98 [4] (0:11.79)	0:46.19 [4] (0:11.70)	0:34.49 [4] (0:11.45)	0:23.04 [4] (0:11.17)	0:11.87 [4] (0:11.87)	0.4L	0:34.49	+5
4	12 <b>CABRINELLA</b> Tiffani Brooker	10	65.0 600m	0:11.29 600m	1:12.95 [4] (0:14.19)	0:58.76 [2] (0:11.77)	0:46.99 [1] (0:11.75)	0:35.24 [2] (0:11.29)	0:23.95 [1] (0:11.43)	0:12.52 [3] (0:12.52)	0.92L	0:35.24	+1
5	18 <b>HELSUN</b> Taylor Marshall	11	63.9 400m	0:11.55 600m	1:14.31 [5] (0:14.54)	0:59.77 [5] (0:11.86)	0:47.91 [5] (0:11.74)	0:36.17 [5] (0:11.55)	0:24.62 [5] (0:11.67)	0:12.95 [5] (0:12.95)	2.28L	0:36.17	+0

Scratched: Hyde (#7), Sparky Girl (#17), Jeronimos (#8), Oregon (#4), Trinity Missile (#15), Fire Kirin (#6), Miss Tambo (#9), Corfe Castle (#3), Cripps Tonite (#5), The Vowels (#10), Maroon Magic (#13), Miss

[ ] Ranking at each section and finish  
 -:-:- No data available at this section  
 NA No data available

SCN Saddle cloth number  
 DNF Did not finish  
 DNT Did not track



Horse/Jockey Name	Script Writer
Final Rank	1
Fastest Section Time (Section)	0:11.13 (400m)
Top Speed [km/h] (Section)	65.2 (400m)
Race State	Finished



Sunshine Coast QLD Professional

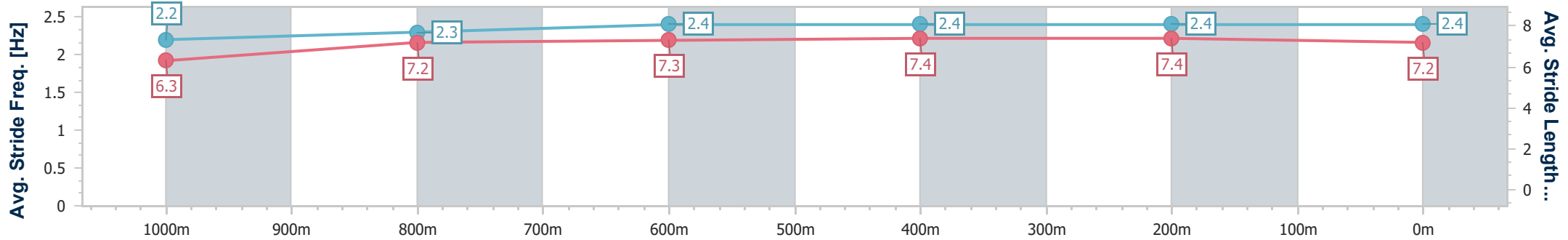
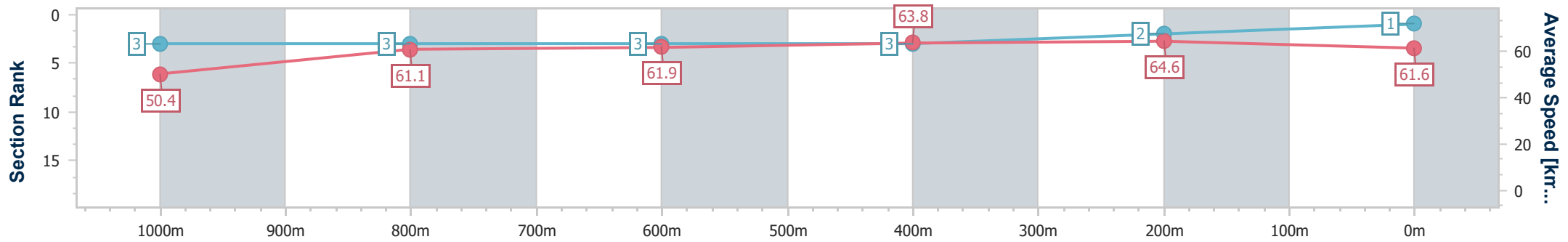
Race 6: BASSETT BARKS Class 1 Handicap - 1200m



18 December 2022 - 16:01

Track Rating: Good 4, Weather: Fine, Rail Position: +8m Entire

Section	Overall	1000m	800m	600m	400m	200m
Section Times	1:12.03 [1] (0:14.31)	0:57.72 [3] (0:11.86)	0:45.86 [3] (0:11.73)	0:34.13 [3] (0:11.31)	0:22.82 [3] (0:11.13)	0:11.69 [2] (0:11.69)
Average Speed [km/h]	50.4	61.1	61.9	63.8	64.6	61.6
Top Speed [km/h]	61.4	61.8	63.0	65.0	65.2	63.7
Avg. Dist. to Rail [m]	3.1	2.1	1.5	0.4	0.5	1.5
Avg. Stride Freq. [Hz]	2.2	2.3	2.4	2.4	2.4	2.4
Avg. Stride Length [m]	6.3	7.2	7.3	7.4	7.4	7.2



- [ ] Ranking at each section and finish
- .-.- No data available at this section
- NA No data available



Horse/Jockey Name	Data Patch
Final Rank	2
Fastest Section Time (Section)	0:11.06 (400m)
Top Speed [km/h] (Section)	66.7 (400m)
Race State	Finished



Sunshine Coast QLD Professional

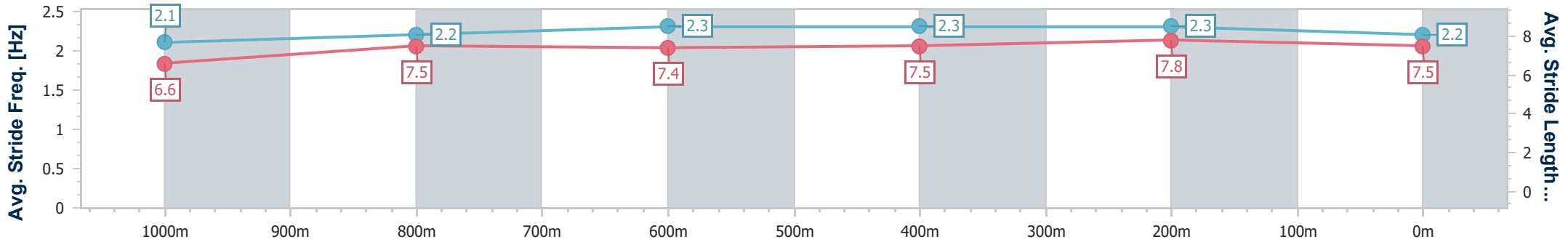
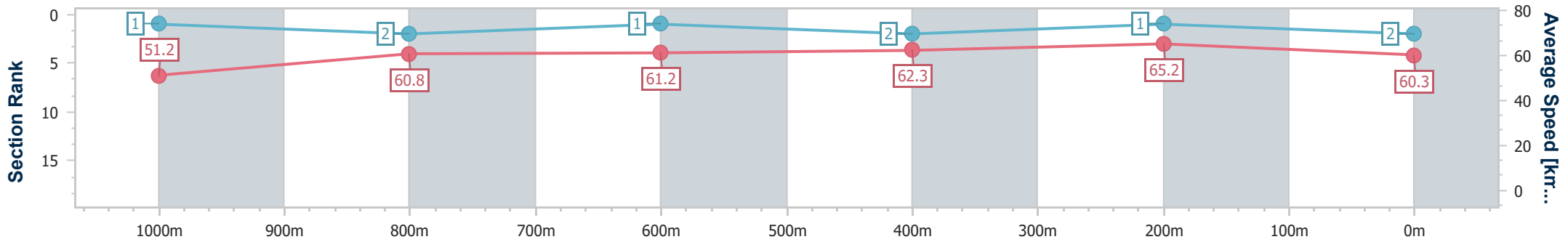
Race 6: BASSETT BARKS Class 1 Handicap - 1200m



18 December 2022 - 16:01

Track Rating: Good 4, Weather: Fine, Rail Position: +8m Entire

Section	Overall	1000m	800m	600m	400m	200m
Section Times	1:12.06 [2] (0:14.07)	0:57.99 [1] (0:11.88)	0:46.11 [2] (0:11.68)	0:34.43 [1] (0:11.44)	0:22.99 [2] (0:11.06)	0:11.93 [1] (0:11.93)
Average Speed [km/h]	51.2	60.8	61.2	62.3	65.2	60.3
Top Speed [km/h]	61.3	61.7	62.3	64.5	66.7	63.9
Avg. Dist. to Rail [m]	2.1	1.4	1.1	1.7	1.5	1.8
Avg. Stride Freq. [Hz]	2.1	2.2	2.3	2.3	2.3	2.2
Avg. Stride Length [m]	6.6	7.5	7.4	7.5	7.8	7.5



- [ ] Ranking at each section and finish
- .-.- No data available at this section
- NA No data available



Horse/Jockey Name	Euromantic
Final Rank	3
Fastest Section Time (Section)	0:11.17 (400m)
Top Speed [km/h] (Section)	65.8 (400m)
Race State	Finished



Sunshine Coast QLD Professional

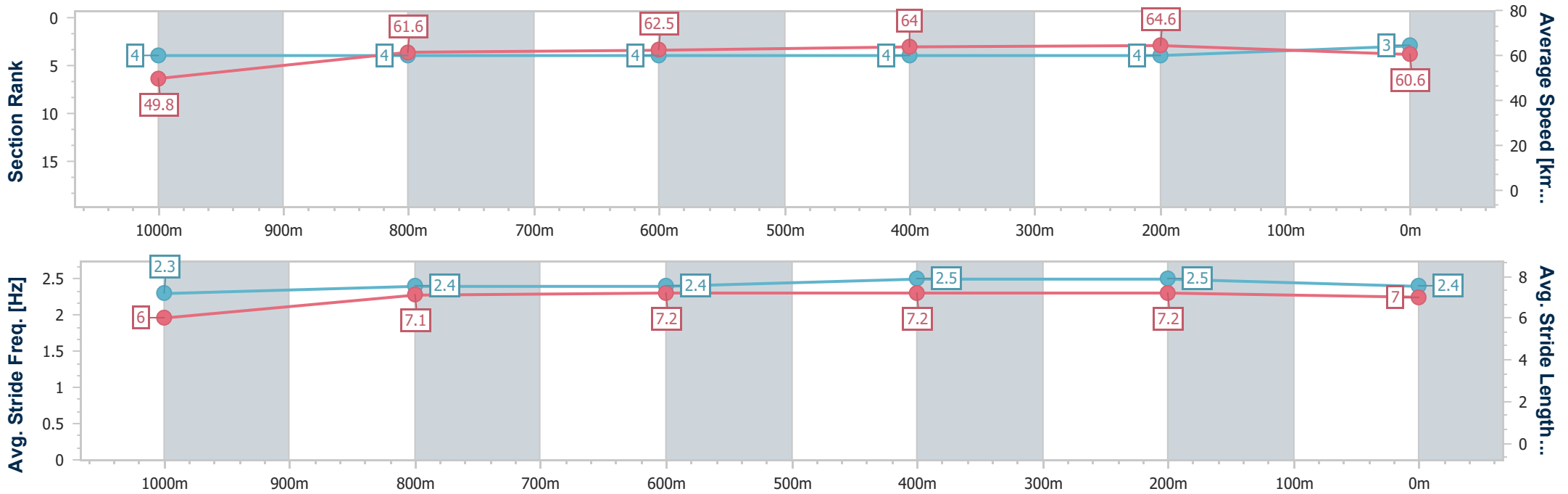
Race 6: BASSETT BARKS Class 1 Handicap - 1200m



18 December 2022 - 16:01

Track Rating: Good 4, Weather: Fine, Rail Position: +8m Entire

Section	Overall	1000m	800m	600m	400m	200m
Section Times	1:12.43 [3] (0:14.45)	0:57.98 [4] (0:11.79)	0:46.19 [4] (0:11.70)	0:34.49 [4] (0:11.45)	0:23.04 [4] (0:11.17)	0:11.87 [4] (0:11.87)
Average Speed [km/h]	49.8	61.6	62.5	64.0	64.6	60.6
Top Speed [km/h]	62.6	62.9	63.4	65.3	65.8	63.3
Avg. Dist. to Rail [m]	4.9	3.0	2.6	3.4	4.8	4.3
Avg. Stride Freq. [Hz]	2.3	2.4	2.4	2.5	2.5	2.4
Avg. Stride Length [m]	6.0	7.1	7.2	7.2	7.2	7.0



- [ ] Ranking at each section and finish
- .-.- No data available at this section
- NA No data available



Horse/Jockey Name	Cabrinella
Final Rank	4
Fastest Section Time (Section)	0:11.29 (600m)
Top Speed [km/h] (Section)	65.0 (600m)
Race State	Finished



Sunshine Coast QLD Professional

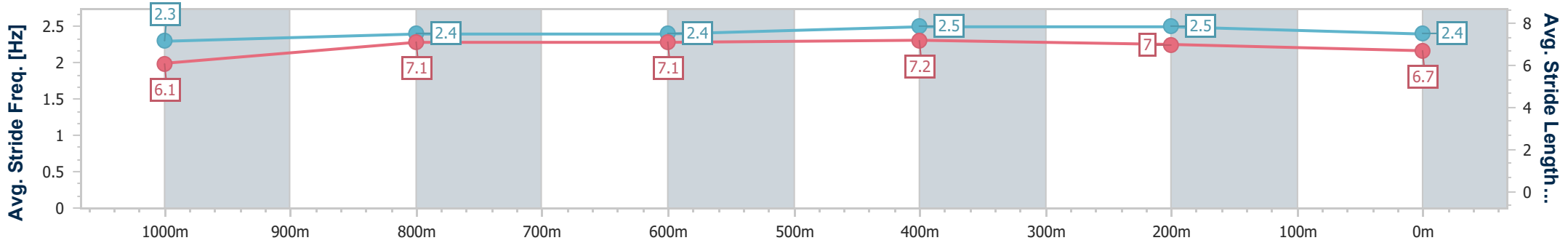
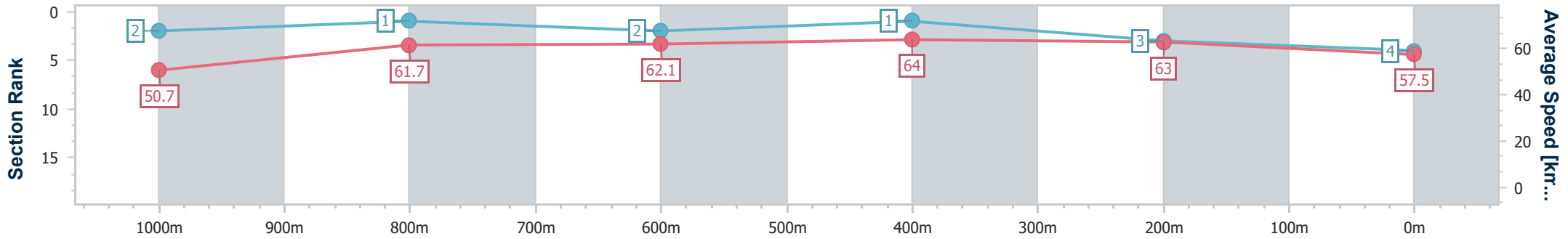
Race 6: BASSETT BARKS Class 1 Handicap - 1200m



18 December 2022 - 16:01

Track Rating: Good 4, Weather: Fine, Rail Position: +8m Entire

Section	Overall	1000m	800m	600m	400m	200m
Section Times	1:12.95 [4] (0:14.19)	0:58.76 [2] (0:11.77)	0:46.99 [1] (0:11.75)	0:35.24 [2] (0:11.29)	0:23.95 [1] (0:11.43)	0:12.52 [3] (0:12.52)
Average Speed [km/h]	50.7	61.7	62.1	64.0	63.0	57.5
Top Speed [km/h]	61.2	62.2	62.7	65.0	64.6	61.3
Avg. Dist. to Rail [m]	4.2	3.1	2.4	0.8	1.2	2.6
Avg. Stride Freq. [Hz]	2.3	2.4	2.4	2.5	2.5	2.4
Avg. Stride Length [m]	6.1	7.1	7.1	7.2	7.0	6.7



- [ ] Ranking at each section and finish
- .-.- No data available at this section
- NA No data available



Horse/Jockey Name	Helsun
Final Rank	5
Fastest Section Time (Section)	0:11.55 (600m)
Top Speed [km/h] (Section)	63.9 (400m)
Race State	Finished



Sunshine Coast QLD Professional

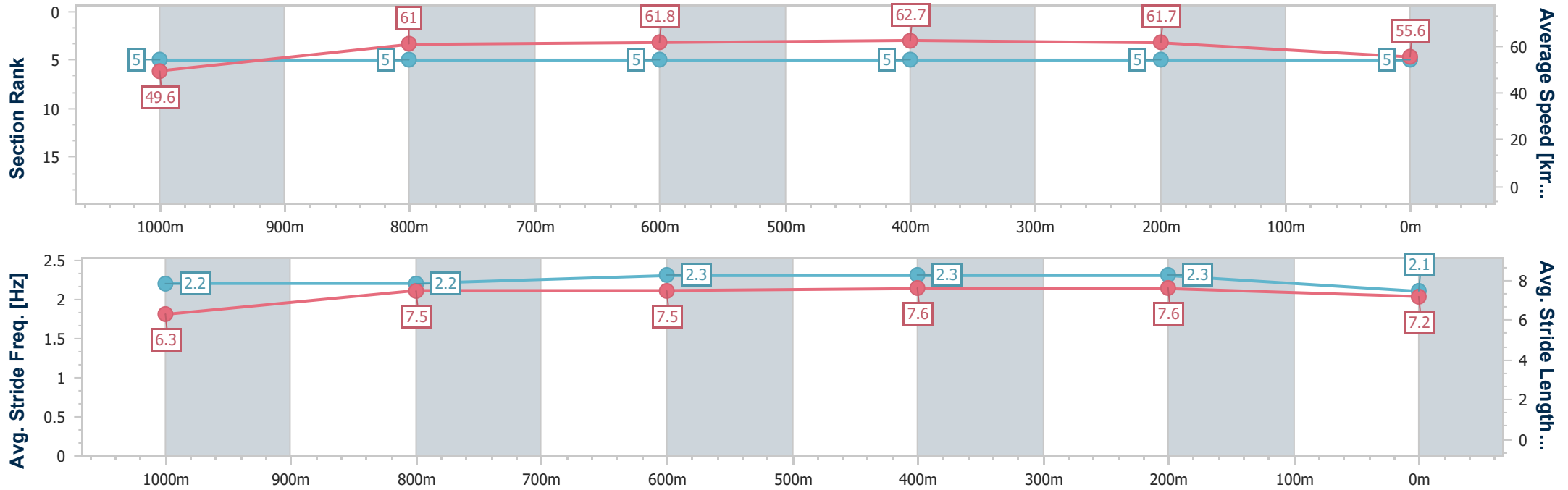
Race 6: BASSETT BARKS Class 1 Handicap - 1200m



18 December 2022 - 16:01

Track Rating: Good 4, Weather: Fine, Rail Position: +8m Entire

Section	Overall	1000m	800m	600m	400m	200m
Section Times	1:14.31 [5] (0:14.54)	0:59.77 [5] (0:11.86)	0:47.91 [5] (0:11.74)	0:36.17 [5] (0:11.55)	0:24.62 [5] (0:11.67)	0:12.95 [5] (0:12.95)
Average Speed [km/h]	49.6	61.0	61.8	62.7	61.7	55.6
Top Speed [km/h]	61.5	61.7	62.7	63.8	63.9	59.6
Avg. Dist. to Rail [m]	3.9	2.0	1.2	0.9	0.8	1.4
Avg. Stride Freq. [Hz]	2.2	2.2	2.3	2.3	2.3	2.1
Avg. Stride Length [m]	6.3	7.5	7.5	7.6	7.6	7.2



- [ ] Ranking at each section and finish
- .-.- No data available at this section
- NA No data available