



Sunshine Coast QLD Professional
Race 8: ACCESS INSULATION SUNSHINE COAST BENCHMARK 65
Handicap - 2200m
16 December 2022 - 21:10



Track Rating: GOOD (4), Weather: Fine - (night racing), Rail Position: 8 METRES ENTIRE COURSE

Section		Overall	2000m	1800m	1600m	1400m	1200m	1000m	Last 600m				
Field Times		2:21.54 (0:16.53)	2:05.01 (0:12.47)	1:52.54 (0:12.39)	1:40.15 (0:12.18)	1:27.97 (0:12.57)	1:15.40 (0:12.57)	1:02.83 (0:12.67)	0:37.94				
Rank	TAB Horse/Jockey	Barrier	Top Speed [km/h]	Fastest Section	Distance Travelled [m]								
1	1 SET ME UP Jaden Lloyd	2	62.3 600m	0:11.91 1600m	2:21.54 [1] (0:17.20)	2:04.34 [5] (0:12.57)	1:51.77 [7] (0:12.77)	1:39.00 [7] (0:11.91)	1:27.09 [7] (0:12.62)	1:14.47 [7] (0:12.67)	1:01.80 [7] (0:12.61)	0:37.01	
2	2 MEMOIRE PARFAIT Brodie Loy	7	62.2 1400m	0:12.18 1600m	2:21.59 [2] (0:16.53)	2:05.06 [1] (0:12.47)	1:52.59 [1] (0:12.39)	1:40.20 [1] (0:12.18)	1:28.02 [1] (0:12.57)	1:15.45 [1] (0:12.57)	1:02.88 [1] (0:12.67)	0:37.99	-7
3	3 TUKI TWELVE James Orman	5	61.1 1600m	0:12.02 1600m	2:21.84 [3] (0:17.29)	2:04.55 [6] (0:12.32)	1:52.23 [5] (0:12.56)	1:39.67 [5] (0:12.02)	1:27.65 [5] (0:12.62)	1:15.03 [5] (0:12.67)	1:02.36 [5] (0:12.66)	0:37.30	+2
4	6 LUCAMOUR Craig Robertson	3	60.8 1600m	0:12.05 1600m	2:22.12 [4] (0:17.09)	2:05.03 [4] (0:12.36)	1:52.67 [4] (0:12.44)	1:40.23 [3] (0:12.05)	1:28.18 [3] (0:12.61)	1:15.57 [3] (0:12.69)	1:02.88 [3] (0:12.64)	0:37.87	-6
5	7 ALLUDERE Mark Du Plessis	6	61.0 1600m	0:12.02 1600m	2:22.82 [5] (0:17.45)	2:05.37 [7] (0:12.20)	1:53.17 [6] (0:12.57)	1:40.60 [6] (0:12.02)	1:28.58 [6] (0:12.63)	1:15.95 [6] (0:12.68)	1:03.27 [6] (0:12.62)	0:38.37	-11
6	4 EUREKA'S VICTORY Georgina Cartwright	1	60.9 1600m	0:12.05 1600m	2:22.92 [6] (0:16.76)	2:06.16 [2] (0:12.44)	1:53.72 [2] (0:12.52)	1:41.20 [2] (0:12.05)	1:29.15 [2] (0:12.58)	1:16.57 [2] (0:12.64)	1:03.93 [2] (0:12.67)	0:38.90	+1
7	5 CHIEF COMMAND Sean Cormack	4	60.7 1600m	0:12.04 1600m	2:23.53 [7] (0:17.02)	2:06.51 [3] (0:12.40)	1:54.11 [3] (0:12.49)	1:41.62 [4] (0:12.04)	1:29.58 [4] (0:12.62)	1:16.96 [4] (0:12.68)	1:04.28 [4] (0:12.64)	0:39.24	+1

[] Ranking at each section and finish
 -:-:- No data available at this section
 NA No data available

SCN Saddle cloth number
 DNF Did not finish
 DNT Did not track



Sunshine Coast QLD Professional
Race 8: ACCESS INSULATION SUNSHINE COAST BENCHMARK 65
Handicap - 2200m
16 December 2022 - 21:10



Track Rating: GOOD (4), Weather: Fine - (night racing), Rail Position: 8 METRES ENTIRE COURSE

Section				800m	600m	400m	200m			Last 600m		
Field Times				0:50.16 (0:12.22)	0:37.94 (0:12.18)	0:25.76 (0:12.49)	0:13.27 (0:13.27)			0:37.94		
Rank	TAB	Horse/Jockey	Barrier	Top Speed [km/h]	Fastest Section	Margin				Distance Travelled [m]		
1	1	SET ME UP Jaden Lloyd	2	62.3 600m	0:11.91 1600m	0:49.19 [7] (0:12.18)	0:37.01 [7] (0:12.02)	0:24.99 [4] (0:12.07)	0:12.92 [2] (0:12.92)	2:21.54	0:37.01	
2	2	MEMOIRE PARFAIT Brodie Loy	7	62.2 1400m	0:12.18 1600m	0:50.21 [1] (0:12.22)	0:37.99 [1] (0:12.18)	0:25.81 [1] (0:12.49)	0:13.32 [1] (0:13.32)	0.05L	0:37.99	-7
3	3	TUKI TWELVE James Orman	5	61.1 1600m	0:12.02 1600m	0:49.70 [5] (0:12.40)	0:37.30 [6] (0:12.34)	0:24.96 [7] (0:12.27)	0:12.69 [5] (0:12.69)	0.3L	0:37.30	+2
4	6	LUCAMOUR Craig Robertson	3	60.8 1600m	0:12.05 1600m	0:50.24 [3] (0:12.37)	0:37.87 [3] (0:12.28)	0:25.59 [3] (0:12.30)	0:13.29 [3] (0:13.29)	0.58L	0:37.87	-6
5	7	ALLUDERE Mark Du Plessis	6	61.0 1600m	0:12.02 1600m	0:50.65 [6] (0:12.28)	0:38.37 [5] (0:12.20)	0:26.17 [6] (0:12.49)	0:13.68 [7] (0:13.68)	1.28L	0:38.37	-11
6	4	EUREKA'S VICTORY Georgina Cartwright	1	60.9 1600m	0:12.05 1600m	0:51.26 [2] (0:12.36)	0:38.90 [2] (0:12.37)	0:26.53 [2] (0:12.70)	0:13.83 [4] (0:13.83)	1.38L	0:38.90	+1
7	5	CHIEF COMMAND Sean Cormack	4	60.7 1600m	0:12.04 1600m	0:51.64 [4] (0:12.40)	0:39.24 [4] (0:12.40)	0:26.84 [5] (0:12.59)	0:14.25 [6] (0:14.25)	1.99L	0:39.24	+1

[] Ranking at each section and finish
 -:-:- No data available at this section
 NA No data available

SCN Saddle cloth number
 DNF Did not finish
 DNT Did not track



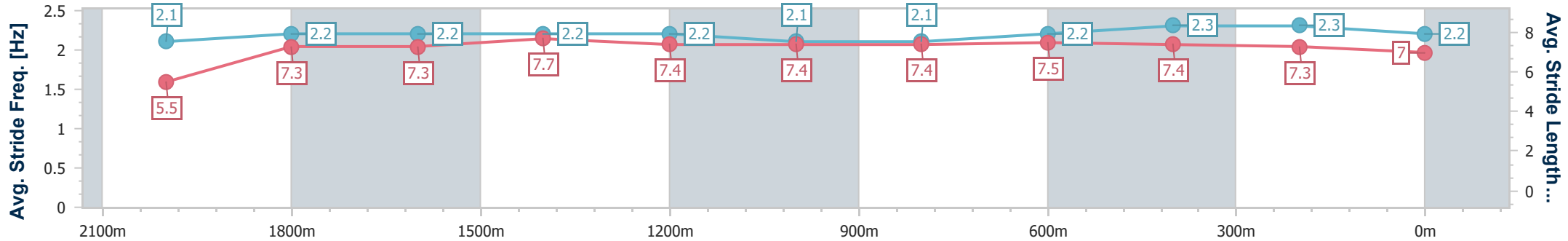
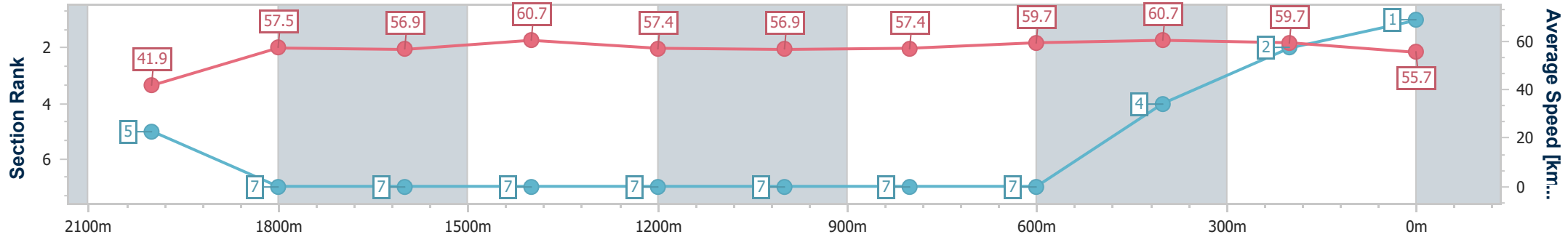
Horse/Jockey Name	Set Me Up
Final Rank	1
Fastest Section Time (Section)	0:11.91 (1600m)
Top Speed [km/h] (Section)	62.3 (600m)
Race State	Finished



Sunshine Coast QLD Professional
 Race 8: ACCESS INSULATION SUNSHINE COAST
 BENCHMARK 65 Handicap - 2200m
 16 December 2022 - 21:10
 Track Rating: GOOD (4), Weather: Fine - (night racing), Rail
 Position: 8 METRES ENTIRE COURSE



Section	Overall	2000m	1800m	1600m	1400m	1200m	1000m	800m	600m	400m	200m		
Section Times	2:21.54 [1] (0:17.20)	2:04.34 [5] (0:12.57)	1:51.77 [7] (0:12.77)	1:39.00 [7] (0:11.91)	1:27.09 [7] (0:12.62)	1:14.47 [7] (0:12.67)	1:01.80 [7] (0:12.61)	0:49.19 [7] (0:12.18)	0:37.01 [7] (0:12.02)	0:24.99 [4] (0:12.07)	0:12.92 [2] (0:12.92)		
Average Speed [km/h]	41.9	57.5	56.9	60.7	57.4	56.9	57.4	59.7	60.7	59.7	55.7		
Top Speed [km/h]	59.7	59.4	58.8	61.7	60.4	58.5	59.1	61.3	62.3	60.5	58.6		
Avg. Dist. to Rail [m]	7.1	0.9	1.6	1.9	2.1	2.5	2.2	1.9	2.4	4.4	3.0		
Avg. Stride Freq. [Hz]	2.1	2.2	2.2	2.2	2.2	2.1	2.1	2.2	2.3	2.3	2.2		
Avg. Stride Length [m]	5.5	7.3	7.3	7.7	7.4	7.4	7.4	7.5	7.4	7.3	7.0		



- [] Ranking at each section and finish
- .-.- No data available at this section
- NA No data available



Horse/Jockey Name	Memoire Parfait
Final Rank	2
Fastest Section Time (Section)	0:12.18 (1600m)
Top Speed [km/h] (Section)	62.2 (1400m)
Race State	Finished



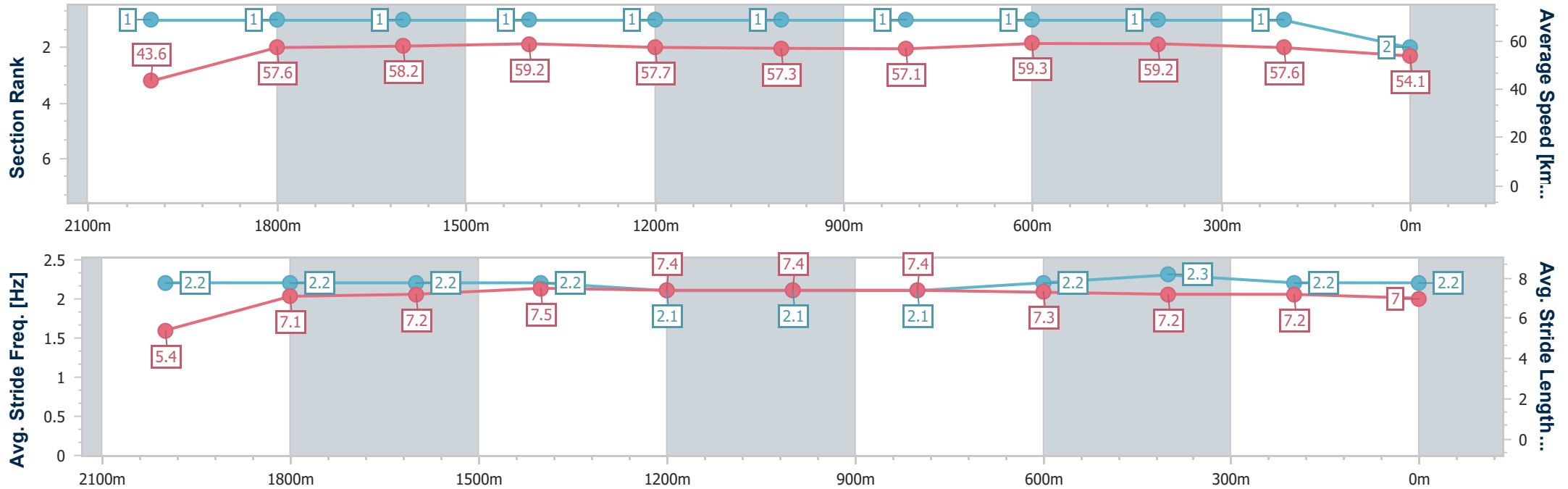
Sunshine Coast QLD Professional
Race 8: ACCESS INSULATION SUNSHINE COAST
BENCHMARK 65 Handicap - 2200m



16 December 2022 - 21:10

Track Rating: GOOD (4), Weather: Fine - (night racing), Rail
Position: 8 METRES ENTIRE COURSE

Section	Overall	2000m	1800m	1600m	1400m	1200m	1000m	800m	600m	400m	200m		
Section Times	2:21.59 [2] (0:16.53)	2:05.06 [1] (0:12.47)	1:52.59 [1] (0:12.39)	1:40.20 [1] (0:12.18)	1:28.02 [1] (0:12.57)	1:15.45 [1] (0:12.57)	1:02.88 [1] (0:12.67)	0:50.21 [1] (0:12.22)	0:37.99 [1] (0:12.18)	0:25.81 [1] (0:12.49)	0:13.32 [1] (0:13.32)		
Average Speed [km/h]	43.6	57.6	58.2	59.2	57.7	57.3	57.1	59.3	59.2	57.6	54.1		
Top Speed [km/h]	59.1	58.2	60.1	60.8	62.2	58.2	57.8	61.1	60.9	59.1	55.3		
Avg. Dist. to Rail [m]	7.4	0.6	0.5	1.1	1.8	2.0	1.9	1.1	0.3	0.3	0.7		
Avg. Stride Freq. [Hz]	2.2	2.2	2.2	2.2	2.1	2.1	2.1	2.2	2.3	2.2	2.2		
Avg. Stride Length [m]	5.4	7.1	7.2	7.5	7.4	7.4	7.4	7.3	7.2	7.2	7.0		



- [] Ranking at each section and finish
- .-.- No data available at this section
- NA No data available



Horse/Jockey Name	Tuki Twelve
Final Rank	3
Fastest Section Time (Section)	0:12.02 (1600m)
Top Speed [km/h] (Section)	61.1 (1600m)
Race State	Finished



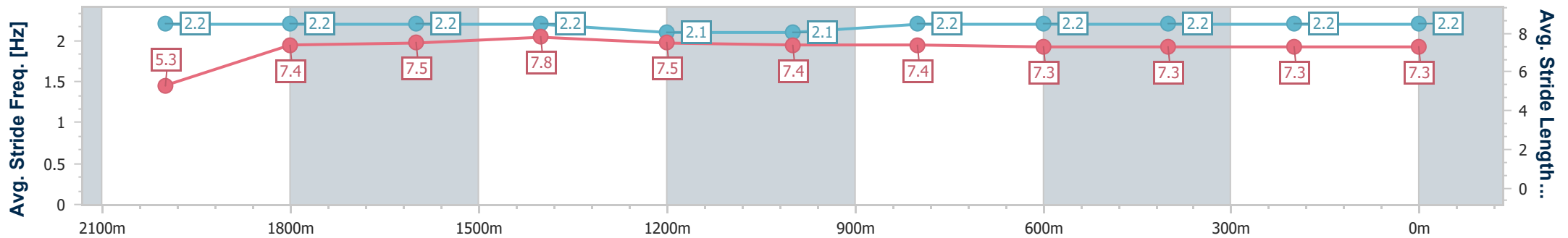
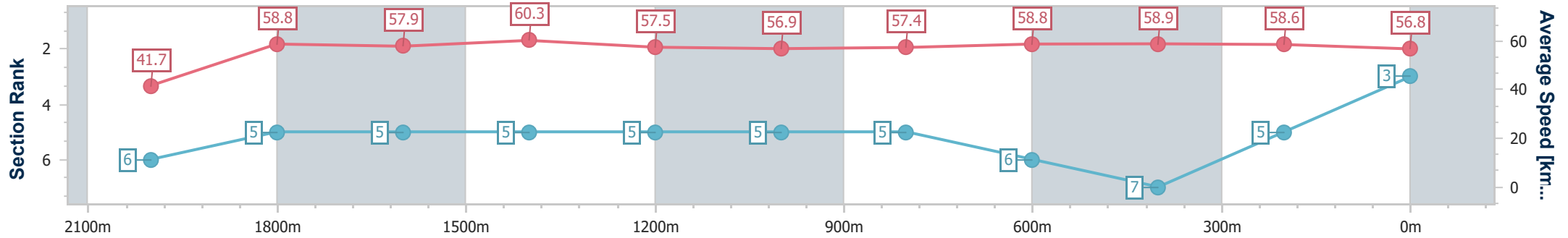
Sunshine Coast QLD Professional
Race 8: ACCESS INSULATION SUNSHINE COAST
BENCHMARK 65 Handicap - 2200m



16 December 2022 - 21:10

Track Rating: GOOD (4), Weather: Fine - (night racing), Rail
Position: 8 METRES ENTIRE COURSE

Section	Overall	2000m	1800m	1600m	1400m	1200m	1000m	800m	600m	400m	200m		
Section Times	2:21.84 [3] (0:17.29)	2:04.55 [6] (0:12.32)	1:52.23 [5] (0:12.56)	1:39.67 [5] (0:12.02)	1:27.65 [5] (0:12.62)	1:15.03 [5] (0:12.67)	1:02.36 [5] (0:12.66)	0:49.70 [5] (0:12.40)	0:37.30 [6] (0:12.34)	0:24.96 [7] (0:12.27)	0:12.69 [5] (0:12.69)		
Average Speed [km/h]	41.7	58.8	57.9	60.3	57.5	56.9	57.4	58.8	58.9	58.6	56.8		
Top Speed [km/h]	60.3	60.6	59.4	61.1	59.6	58.0	59.1	59.5	60.7	59.7	58.2		
Avg. Dist. to Rail [m]	7.8	1.8	1.8	2.5	2.7	3.3	3.1	2.2	1.9	3.8	3.9		
Avg. Stride Freq. [Hz]	2.2	2.2	2.2	2.2	2.1	2.1	2.2	2.2	2.2	2.2	2.2		
Avg. Stride Length [m]	5.3	7.4	7.5	7.8	7.5	7.4	7.4	7.3	7.3	7.3	7.3		



- [] Ranking at each section and finish
- .-.- No data available at this section
- NA No data available



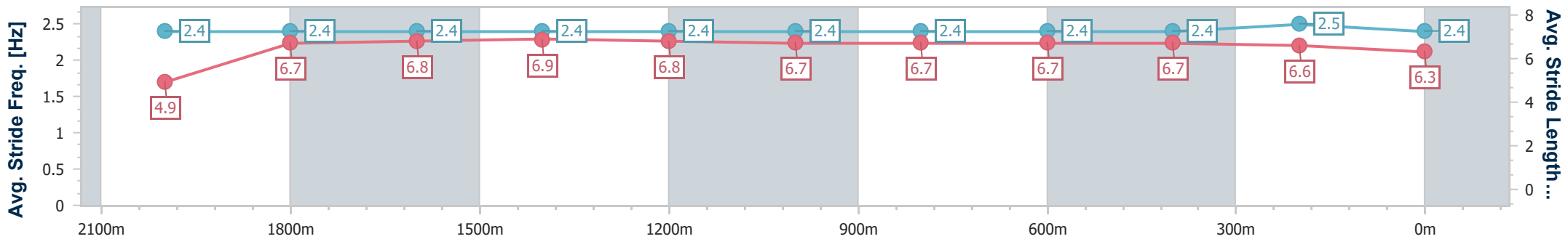
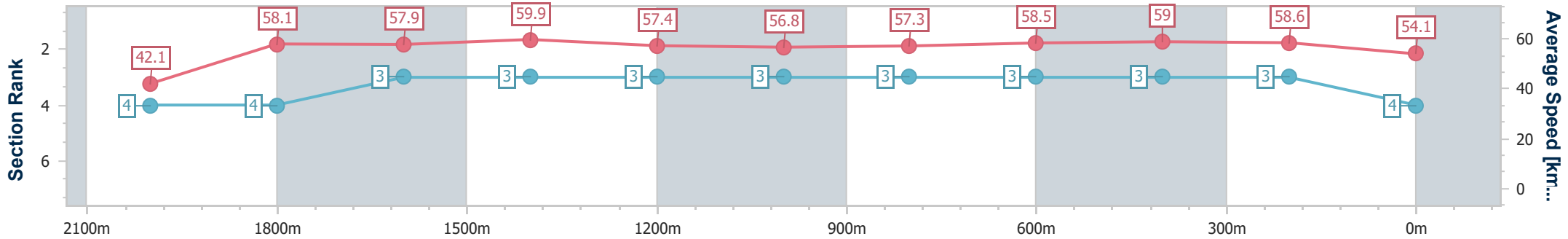
Horse/Jockey Name	Lucamour
Final Rank	4
Fastest Section Time (Section)	0:12.05 (1600m)
Top Speed [km/h] (Section)	60.8 (1600m)
Race State	Finished



Sunshine Coast QLD Professional
 Race 8: ACCESS INSULATION SUNSHINE COAST
 BENCHMARK 65 Handicap - 2200m
 16 December 2022 - 21:10
 Track Rating: GOOD (4), Weather: Fine - (night racing), Rail
 Position: 8 METRES ENTIRE COURSE



Section	Overall	2000m	1800m	1600m	1400m	1200m	1000m	800m	600m	400m	200m		
Section Times	2:22.12 [4] (0:17.09)	2:05.03 [4] (0:12.36)	1:52.67 [4] (0:12.44)	1:40.23 [3] (0:12.05)	1:28.18 [3] (0:12.61)	1:15.57 [3] (0:12.69)	1:02.88 [3] (0:12.64)	0:50.24 [3] (0:12.37)	0:37.87 [3] (0:12.28)	0:25.59 [3] (0:12.30)	0:13.29 [3] (0:13.29)		
Average Speed [km/h]	42.1	58.1	57.9	59.9	57.4	56.8	57.3	58.5	59.0	58.6	54.1		
Top Speed [km/h]	58.8	59.4	59.7	60.8	59.2	57.7	58.3	59.8	59.9	59.4	56.3		
Avg. Dist. to Rail [m]	7.0	0.5	0.5	1.6	1.9	2.2	1.9	1.1	0.9	2.6	1.9		
Avg. Stride Freq. [Hz]	2.4	2.4	2.4	2.4	2.4	2.4	2.4	2.4	2.4	2.5	2.4		
Avg. Stride Length [m]	4.9	6.7	6.8	6.9	6.8	6.7	6.7	6.7	6.7	6.6	6.3		



- [] Ranking at each section and finish
- .-.- No data available at this section
- NA No data available



Horse/Jockey Name	Alludere
Final Rank	5
Fastest Section Time (Section)	0:12.02 (1600m)
Top Speed [km/h] (Section)	61.0 (1600m)
Race State	Finished



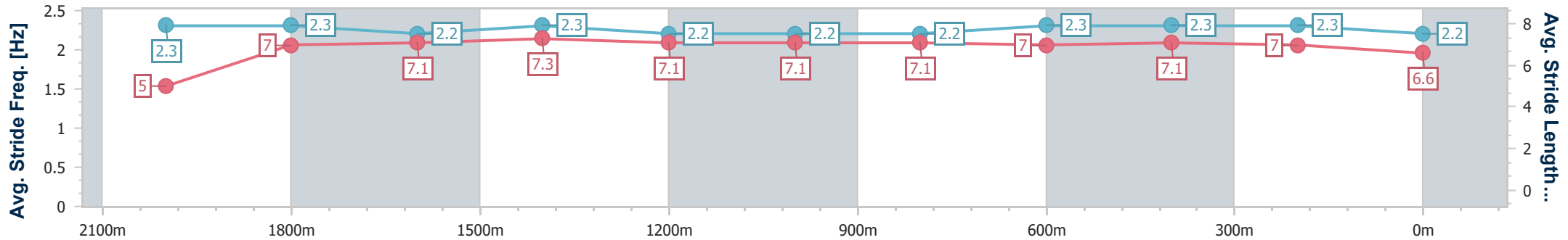
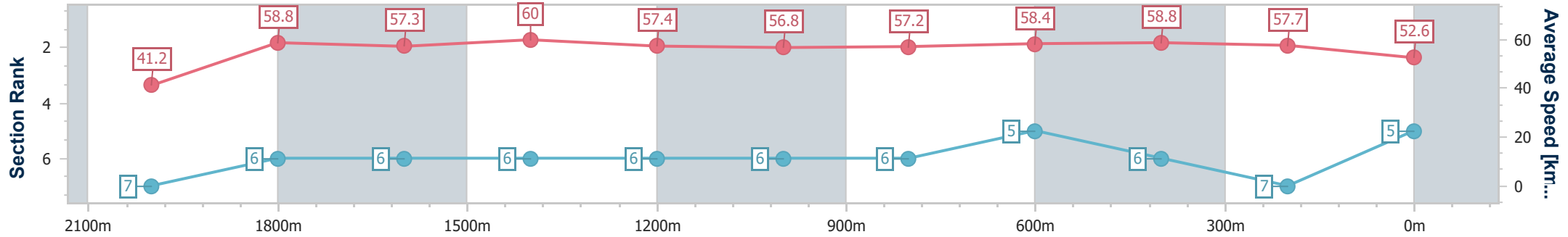
Sunshine Coast QLD Professional
Race 8: ACCESS INSULATION SUNSHINE COAST
BENCHMARK 65 Handicap - 2200m



16 December 2022 - 21:10

Track Rating: GOOD (4), Weather: Fine - (night racing), Rail
Position: 8 METRES ENTIRE COURSE

Section	Overall	2000m	1800m	1600m	1400m	1200m	1000m	800m	600m	400m	200m		
Section Times	2:22.82 [5] (0:17.45)	2:05.37 [7] (0:12.20)	1:53.17 [6] (0:12.57)	1:40.60 [6] (0:12.02)	1:28.58 [6] (0:12.63)	1:15.95 [6] (0:12.68)	1:03.27 [6] (0:12.62)	0:50.65 [6] (0:12.28)	0:38.37 [5] (0:12.20)	0:26.17 [6] (0:12.49)	0:13.68 [7] (0:13.68)		
Average Speed [km/h]	41.2	58.8	57.3	60.0	57.4	56.8	57.2	58.4	58.8	57.7	52.6		
Top Speed [km/h]	60.4	60.5	59.5	61.0	59.5	58.3	58.2	59.3	59.9	59.2	54.9		
Avg. Dist. to Rail [m]	8.1	0.8	0.4	1.7	2.1	1.8	1.3	0.7	0.8	0.2	0.1		
Avg. Stride Freq. [Hz]	2.3	2.3	2.2	2.3	2.2	2.2	2.2	2.3	2.3	2.3	2.2		
Avg. Stride Length [m]	5.0	7.0	7.1	7.3	7.1	7.1	7.1	7.0	7.1	7.0	6.6		



- [] Ranking at each section and finish
- .-.- No data available at this section
- NA No data available



Horse/Jockey Name	Eureka's Victory
Final Rank	6
Fastest Section Time (Section)	0:12.05 (1600m)
Top Speed [km/h] (Section)	60.9 (1600m)
Race State	Finished



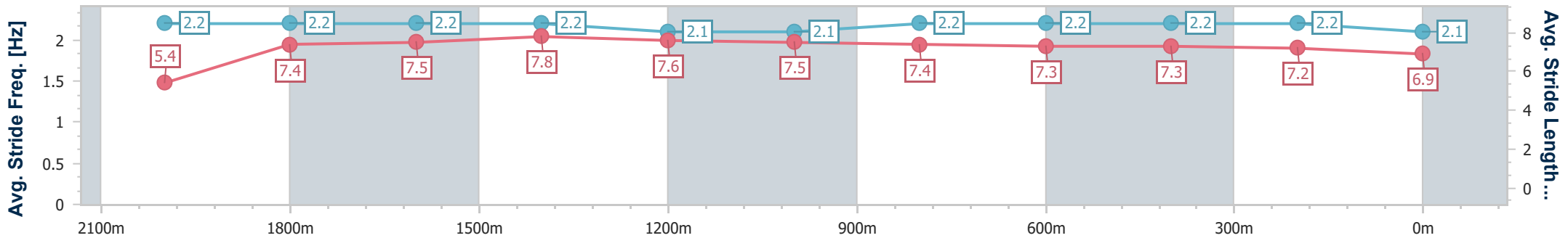
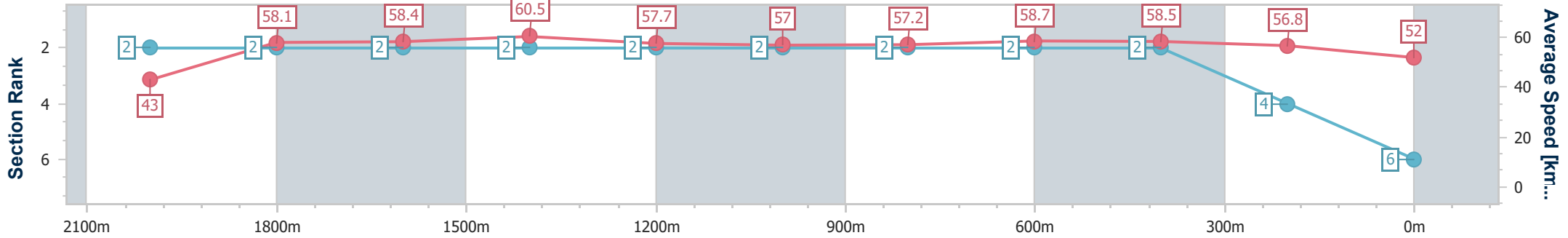
Sunshine Coast QLD Professional
 Race 8: ACCESS INSULATION SUNSHINE COAST
 BENCHMARK 65 Handicap - 2200m



16 December 2022 - 21:10

Track Rating: GOOD (4), Weather: Fine - (night racing), Rail
 Position: 8 METRES ENTIRE COURSE

Section	Overall	2000m	1800m	1600m	1400m	1200m	1000m	800m	600m	400m	200m	
Section Times	2:22.92 [6] (0:16.76)	2:06.16 [2] (0:12.44)	1:53.72 [2] (0:12.52)	1:41.20 [2] (0:12.05)	1:29.15 [2] (0:12.58)	1:16.57 [2] (0:12.64)	1:03.93 [2] (0:12.67)	0:51.26 [2] (0:12.36)	0:38.90 [2] (0:12.37)	0:26.53 [2] (0:12.70)	0:13.83 [4] (0:13.83)	
Average Speed [km/h]	43.0	58.1	58.4	60.5	57.7	57.0	57.2	58.7	58.5	56.8	52.0	
Top Speed [km/h]	59.2	59.2	60.1	60.9	59.6	57.9	58.8	60.3	59.9	58.0	54.0	
Avg. Dist. to Rail [m]	6.9	0.8	2.7	4.2	3.1	3.3	2.4	1.5	0.9	2.1	0.4	
Avg. Stride Freq. [Hz]	2.2	2.2	2.2	2.2	2.1	2.1	2.2	2.2	2.2	2.2	2.1	
Avg. Stride Length [m]	5.4	7.4	7.5	7.8	7.6	7.5	7.4	7.3	7.3	7.2	6.9	



- [] Ranking at each section and finish
- .-.- No data available at this section
- NA No data available



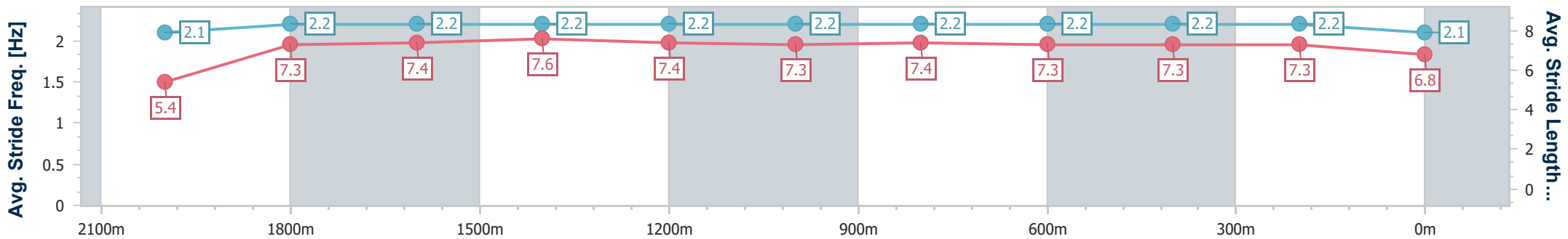
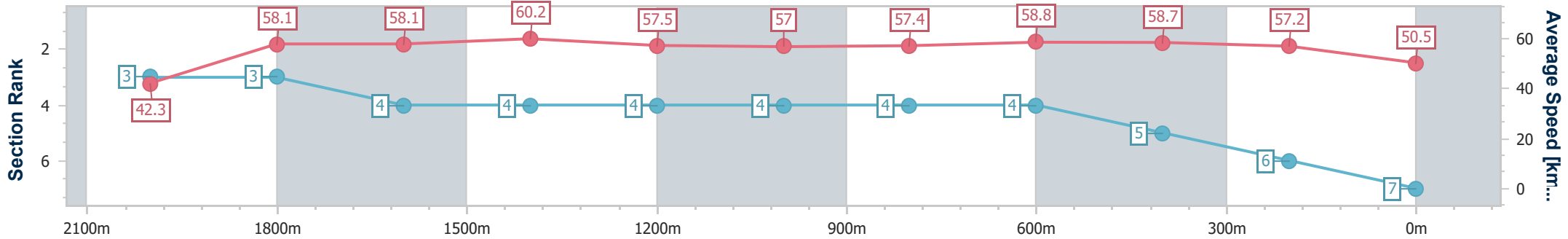
Horse/Jockey Name	Chief Command
Final Rank	7
Fastest Section Time (Section)	0:12.04 (1600m)
Top Speed [km/h] (Section)	60.7 (1600m)
Race State	Finished



Sunshine Coast QLD Professional
 Race 8: ACCESS INSULATION SUNSHINE COAST
 BENCHMARK 65 Handicap - 2200m
 16 December 2022 - 21:10
 Track Rating: GOOD (4), Weather: Fine - (night racing), Rail
 Position: 8 METRES ENTIRE COURSE



Section	Overall	2000m	1800m	1600m	1400m	1200m	1000m	800m	600m	400m	200m	
Section Times	2:23.53 [7] (0:17.02)	2:06.51 [3] (0:12.40)	1:54.11 [3] (0:12.49)	1:41.62 [4] (0:12.04)	1:29.58 [4] (0:12.62)	1:16.96 [4] (0:12.68)	1:04.28 [4] (0:12.64)	0:51.64 [4] (0:12.40)	0:39.24 [4] (0:12.40)	0:26.84 [5] (0:12.59)	0:14.25 [6] (0:14.25)	
Average Speed [km/h]	42.3	58.1	58.1	60.2	57.5	57.0	57.4	58.8	58.7	57.2	50.5	
Top Speed [km/h]	58.8	59.7	60.2	60.7	59.3	57.6	58.7	60.2	59.8	58.8	54.6	
Avg. Dist. to Rail [m]	7.5	0.3	1.4	2.7	2.8	3.1	3.0	2.2	1.8	3.1	3.1	
Avg. Stride Freq. [Hz]	2.1	2.2	2.2	2.2	2.2	2.2	2.2	2.2	2.2	2.2	2.1	
Avg. Stride Length [m]	5.4	7.3	7.4	7.6	7.4	7.3	7.4	7.3	7.3	7.3	6.8	



- [] Ranking at each section and finish
- .-.- No data available at this section
- NA No data available