



# Sunshine Coast QLD Professional

## Race 6: WIMMERS PREMIUM SOFT DRINKS BENCHMARK 65 Handicap - 1600m

11 December 2022 - 16:24



Track Rating: Good 4, Weather: Fine, Rail Position: +6m Entire

Section		Overall	1400m	1200m	1000m	800m	600m	400m	Last 600m				
Field Times		1:37.19 (0:13.78)	1:23.41 (0:11.38)	1:12.03 (0:11.86)	1:00.17 (0:12.30)	0:47.87 (0:12.50)	0:35.37 (0:12.03)	0:23.34 (0:11.50)	0:35.37				
Rank	TAB Horse/Jockey	Barrier	Top Speed [km/h]	Fastest Section									Distance Travelled [m]
1	5 RED LIGHT ROXANNE Nikita Beriman	7	64.6 400m	0:11.29 400m	1:37.19 [1] (0:13.96)	1:23.23 [4] (0:11.60)	1:11.63 [3] (0:11.84)	0:59.79 [3] (0:12.26)	0:47.53 [3] (0:12.37)	0:35.16 [3] (0:12.03)	0:23.13 [3] (0:11.29)	0:35.16	
2	1 AWE Yvette Lewis	4	64.6 1400m	0:11.47 1400m	1:37.61 [2] (0:13.78)	1:23.83 [1] (0:11.47)	1:12.36 [2] (0:11.79)	1:00.57 [2] (0:12.42)	0:48.15 [2] (0:12.42)	0:35.73 [2] (0:12.03)	0:23.70 [2] (0:11.55)	0:35.73	+6
3	10 PRICKLY POPPY Tiffani Brooker	14	64.7 1400m	0:11.47 400m	1:37.61 [3] (0:13.84)	1:23.77 [3] (0:11.76)	1:12.01 [4] (0:11.83)	1:00.18 [4] (0:12.28)	0:47.90 [4] (0:12.44)	0:35.46 [4] (0:12.04)	0:23.42 [4] (0:11.47)	0:35.46	+3
4	3 MAGIC IN ME Emma MacPherson	1	66.1 1400m	0:11.35 1400m	1:37.68 [4] (0:13.81)	1:23.87 [2] (0:11.35)	1:12.52 [1] (0:11.86)	1:00.66 [1] (0:12.30)	0:48.36 [1] (0:12.50)	0:35.86 [1] (0:12.03)	0:23.83 [1] (0:11.67)	0:35.86	-3
5	15 ABOVE THE LOT Tegan Harrison	5	64.8 400m	0:11.31 400m	1:37.72 [5] (0:14.52)	1:23.20 [9] (0:12.00)	1:11.20 [9] (0:11.80)	0:59.40 [9] (0:12.29)	0:47.11 [9] (0:12.21)	0:34.90 [9] (0:11.87)	0:23.03 [9] (0:11.31)	0:34.90	+1
6	9 DANEZEL Martin Harley	16	64.5 400m	0:11.32 400m	1:37.85 [6] (0:14.49)	1:23.36 [8] (0:11.60)	1:11.76 [7] (0:11.85)	0:59.91 [7] (0:12.23)	0:47.68 [7] (0:12.34)	0:35.34 [7] (0:11.89)	0:23.45 [7] (0:11.32)	0:35.34	+2
7	4 THATFRIDAYFEELING Sean Cormack	6	63.4 400m	0:11.54 400m	1:37.93 [7] (0:14.18)	1:23.75 [6] (0:11.70)	1:12.05 [6] (0:11.86)	1:00.19 [6] (0:12.23)	0:47.96 [6] (0:12.36)	0:35.60 [6] (0:11.99)	0:23.61 [6] (0:11.54)	0:35.60	+0
8	16 POPPY JOAN Robbie Fradd	2	63.7 Overall	0:11.56 400m	1:38.04 [8] (0:14.17)	1:23.87 [5] (0:11.64)	1:12.23 [5] (0:11.89)	1:00.34 [5] (0:12.24)	0:48.10 [5] (0:12.38)	0:35.72 [5] (0:12.00)	0:23.72 [5] (0:11.56)	0:35.72	+0
9	6 SPIRIT'S CHARM Jake Molloy	12	64.3 1400m	0:11.46 400m	1:38.12 [9] (0:14.37)	1:23.75 [7] (0:11.87)	1:11.88 [8] (0:12.00)	0:59.88 [8] (0:12.24)	0:47.64 [8] (0:12.27)	0:35.37 [8] (0:12.00)	0:23.37 [8] (0:11.46)	0:35.37	-1

Scratched: Giveitallali (#14), Spurious (#17), Realaide (#2), Liability (#7), Jac The Great (#13), Mauricently (#8), Twice On Sunday (#11), Vandangle (#12)



**Sunshine Coast QLD Professional**  
**Race 6: WIMMERS PREMIUM SOFT DRINKS BENCHMARK 65 Handicap - 1600m**

11 December 2022 - 16:24



Track Rating: Good 4, Weather: Fine, Rail Position: +6m Entire

Section				200m				Last 600m	
Field Times				0:11.84 (0:11.84)				0:35.37	
Rank	TAB	Horse/Jockey	Barrier	Top Speed [km/h]	Fastest Section	Margin			Distance Travelled [m]
1	5	<b>RED LIGHT ROXANNE</b> Nikita Beriman	7	64.6 400m	0:11.29 400m	0:11.84 [1] (0:11.84)	1:37.19		0:35.16
2	1	<b>AWE</b> Yvette Lewis	4	64.6 1400m	0:11.47 1400m	0:12.15 [2] (0:12.15)	0.42L		0:35.73 +6
3	10	<b>PRICKLY POPPY</b> Tiffani Brooker	14	64.7 1400m	0:11.47 400m	0:11.95 [4] (0:11.95)	0.42L		0:35.46 +3
4	3	<b>MAGIC IN ME</b> Emma MacPherson	1	66.1 1400m	0:11.35 1400m	0:12.16 [3] (0:12.16)	0.49L		0:35.86 -3
5	15	<b>ABOVE THE LOT</b> Tegan Harrison	5	64.8 400m	0:11.31 400m	0:11.72 [8] (0:11.72)	0.53L		0:34.90 +1
6	9	<b>DANEZEL</b> Martin Harley	16	64.5 400m	0:11.32 400m	0:12.13 [5] (0:12.13)	0.66L		0:35.34 +2
7	4	<b>THATFRIDAYFEELING</b> Sean Cormack	6	63.4 400m	0:11.54 400m	0:12.07 [7] (0:12.07)	0.74L		0:35.60 +0
8	16	<b>POPPY JOAN</b> Robbie Fradd	2	63.7 Overall	0:11.56 400m	0:12.16 [6] (0:12.16)	0.85L		0:35.72 +0
9	6	<b>SPIRIT'S CHARM</b> Jake Molloy	12	64.3 1400m	0:11.46 400m	0:11.91 [9] (0:11.91)	0.93L		0:35.37 -1

Scratched: Giveitallali (#14), Spurious (#17), Realaide (#2), Liability (#7), Jac The Great (#13), Mauricently (#8), Twice On Sunday (#11), Vandangle (#12)

[ ] Ranking at each section and finish  
 -:-:- No data available at this section  
 NA No data available

SCN Saddle cloth number  
 DNF Did not finish  
 DNT Did not track



Horse/Jockey Name	Red Light Roxanne
Final Rank	1
Fastest Section Time (Section)	0:11.29 (400m)
Top Speed [km/h] (Section)	64.6 (400m)
Race State	Finished



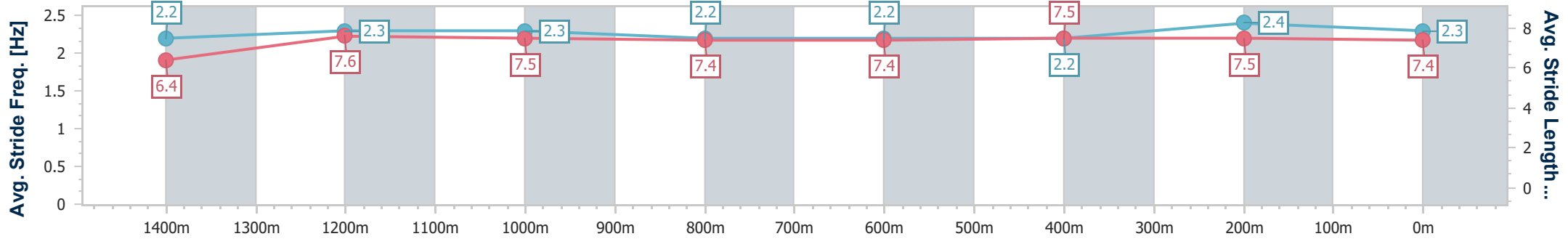
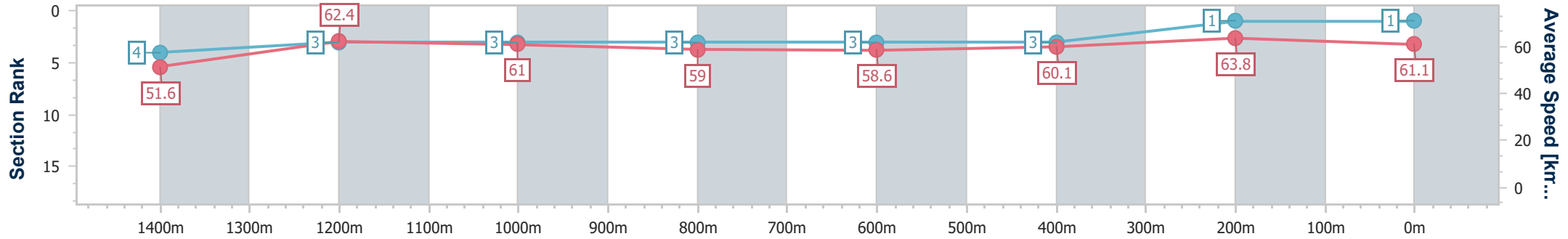
Sunshine Coast QLD Professional  
 Race 6: WIMMERS PREMIUM SOFT DRINKS BENCHMARK 65  
 Handicap - 1600m



11 December 2022 - 16:24

Track Rating: Good 4, Weather: Fine, Rail Position: +6m Entire

Section	Overall	1400m	1200m	1000m	800m	600m	400m	200m
Section Times	1:37.19 [1] (0:13.96)	1:23.23 [4] (0:11.60)	1:11.63 [3] (0:11.84)	0:59.79 [3] (0:12.26)	0:47.53 [3] (0:12.37)	0:35.16 [3] (0:12.03)	0:23.13 [3] (0:11.29)	0:11.84 [1] (0:11.84)
Average Speed [km/h]	51.6	62.4	61.0	59.0	58.6	60.1	63.8	61.1
Top Speed [km/h]	62.8	63.4	62.1	60.1	59.8	62.2	64.6	63.8
Avg. Dist. to Rail [m]	6.2	2.5	2.0	1.9	1.4	0.5	0.2	0.5
Avg. Stride Freq. [Hz]	2.2	2.3	2.3	2.2	2.2	2.2	2.4	2.3
Avg. Stride Length [m]	6.4	7.6	7.5	7.4	7.4	7.5	7.5	7.4



- [ ] Ranking at each section and finish
- .-.- No data available at this section
- NA No data available



Horse/Jockey Name	Awe
Final Rank	2
Fastest Section Time (Section)	0:11.47 (1400m)
Top Speed [km/h] (Section)	64.6 (1400m)
Race State	Finished



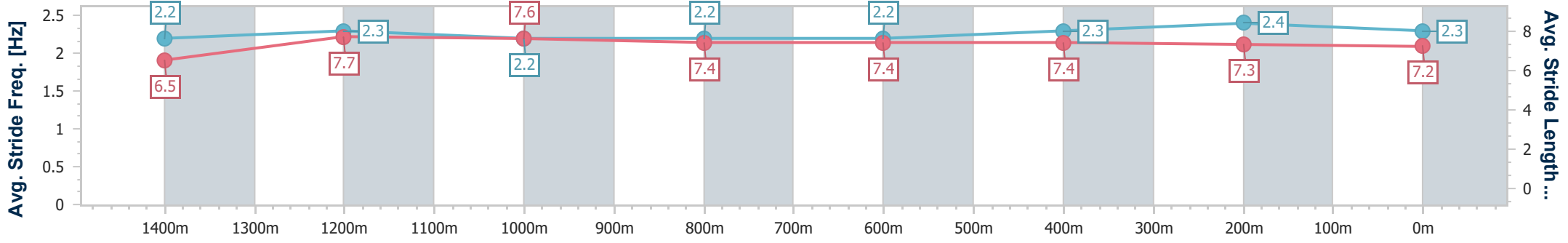
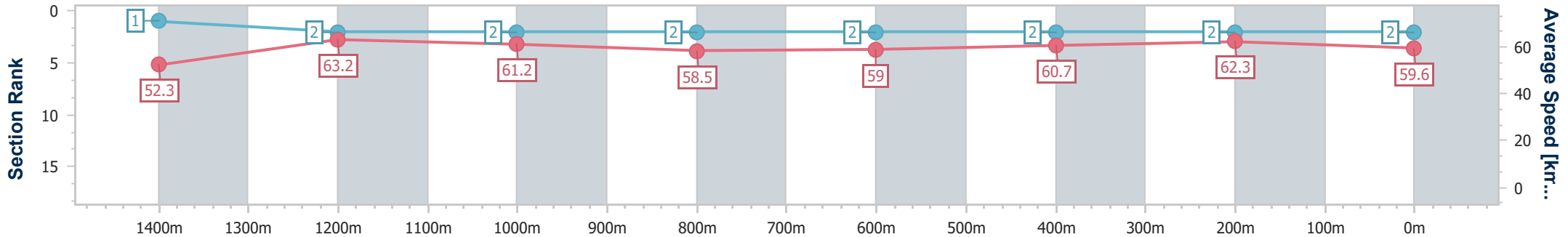
Sunshine Coast QLD Professional  
 Race 6: WIMMERS PREMIUM SOFT DRINKS BENCHMARK 65  
 Handicap - 1600m



11 December 2022 - 16:24

Track Rating: Good 4, Weather: Fine, Rail Position: +6m Entire

Section	Overall	1400m	1200m	1000m	800m	600m	400m	200m
Section Times	1:37.61 [2] (0:13.78)	1:23.83 [1] (0:11.47)	1:12.36 [2] (0:11.79)	1:00.57 [2] (0:12.42)	0:48.15 [2] (0:12.42)	0:35.73 [2] (0:12.03)	0:23.70 [2] (0:11.55)	0:12.15 [2] (0:12.15)
Average Speed [km/h]	52.3	63.2	61.2	58.5	59.0	60.7	62.3	59.6
Top Speed [km/h]	64.1	64.6	62.3	59.8	59.8	63.0	63.6	61.3
Avg. Dist. to Rail [m]	4.2	3.1	3.7	3.5	3.1	2.4	3.2	5.1
Avg. Stride Freq. [Hz]	2.2	2.3	2.2	2.2	2.2	2.3	2.4	2.3
Avg. Stride Length [m]	6.5	7.7	7.6	7.4	7.4	7.4	7.3	7.2



- [ ] Ranking at each section and finish
- .-.- No data available at this section
- NA No data available



Horse/Jockey Name	Prickly Poppy
Final Rank	3
Fastest Section Time (Section)	0:11.47 (400m)
Top Speed [km/h] (Section)	64.7 (1400m)
Race State	Finished



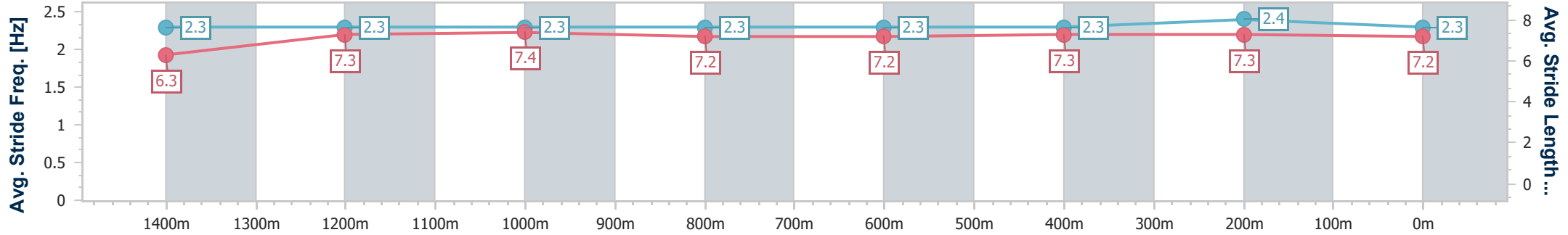
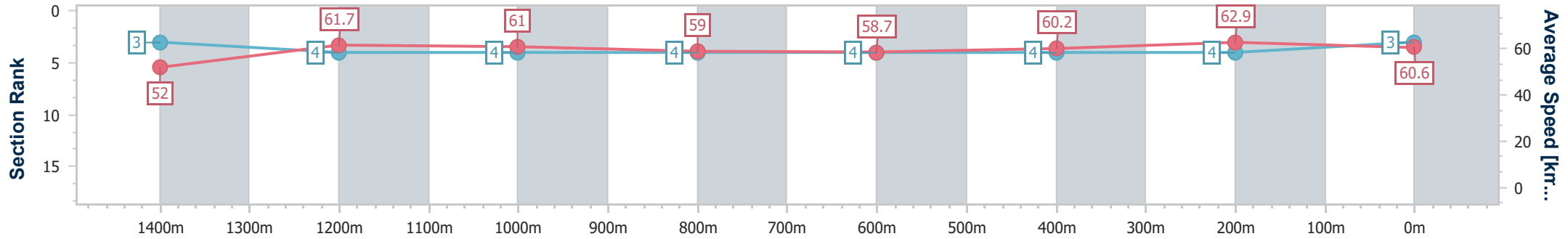
Sunshine Coast QLD Professional  
 Race 6: WIMMERS PREMIUM SOFT DRINKS BENCHMARK 65  
 Handicap - 1600m



11 December 2022 - 16:24

Track Rating: Good 4, Weather: Fine, Rail Position: +6m Entire

Section	Overall	1400m	1200m	1000m	800m	600m	400m	200m
Section Times	1:37.61 [3] (0:13.84)	1:23.77 [3] (0:11.76)	1:12.01 [4] (0:11.83)	1:00.18 [4] (0:12.28)	0:47.90 [4] (0:12.44)	0:35.46 [4] (0:12.04)	0:23.42 [4] (0:11.47)	0:11.95 [4] (0:11.95)
Average Speed [km/h]	52.0	61.7	61.0	59.0	58.7	60.2	62.9	60.6
Top Speed [km/h]	63.7	64.7	62.3	59.9	59.6	61.8	64.0	61.7
Avg. Dist. to Rail [m]	7.8	3.3	2.6	2.5	2.2	1.4	2.9	4.3
Avg. Stride Freq. [Hz]	2.3	2.3	2.3	2.3	2.3	2.3	2.4	2.3
Avg. Stride Length [m]	6.3	7.3	7.4	7.2	7.2	7.3	7.3	7.2



- [ ] Ranking at each section and finish
- .-.- No data available at this section
- NA No data available



Horse/Jockey Name	Magic In Me
Final Rank	4
Fastest Section Time (Section)	0:11.35 (1400m)
Top Speed [km/h] (Section)	66.1 (1400m)
Race State	Finished



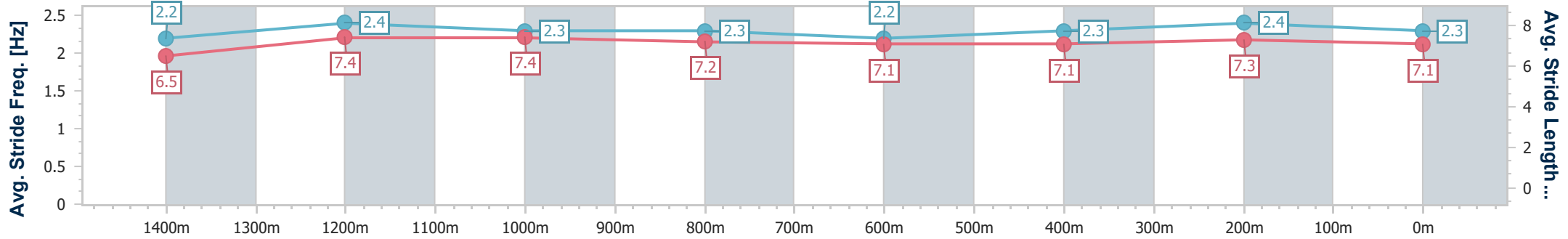
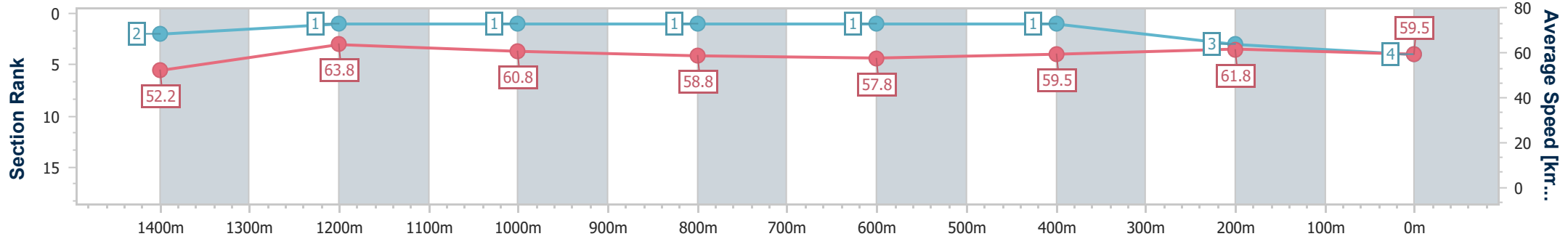
Sunshine Coast QLD Professional  
 Race 6: WIMMERS PREMIUM SOFT DRINKS BENCHMARK 65  
 Handicap - 1600m



11 December 2022 - 16:24

Track Rating: Good 4, Weather: Fine, Rail Position: +6m Entire

Section	Overall	1400m	1200m	1000m	800m	600m	400m	200m
Section Times	1:37.68 [4] (0:13.81)	1:23.87 [2] (0:11.35)	1:12.52 [1] (0:11.86)	1:00.66 [1] (0:12.30)	0:48.36 [1] (0:12.50)	0:35.86 [1] (0:12.03)	0:23.83 [1] (0:11.67)	0:12.16 [3] (0:12.16)
Average Speed [km/h]	52.2	63.8	60.8	58.8	57.8	59.5	61.8	59.5
Top Speed [km/h]	64.6	66.1	62.8	60.1	58.5	61.4	63.0	60.9
Avg. Dist. to Rail [m]	2.6	2.2	2.5	1.9	0.5	0.6	0.4	1.9
Avg. Stride Freq. [Hz]	2.2	2.4	2.3	2.3	2.2	2.3	2.4	2.3
Avg. Stride Length [m]	6.5	7.4	7.4	7.2	7.1	7.1	7.3	7.1



- [ ] Ranking at each section and finish
- .-.- No data available at this section
- NA No data available



Horse/Jockey Name	Above The Lot
Final Rank	5
Fastest Section Time (Section)	0:11.31 (400m)
Top Speed [km/h] (Section)	64.8 (400m)
Race State	Finished



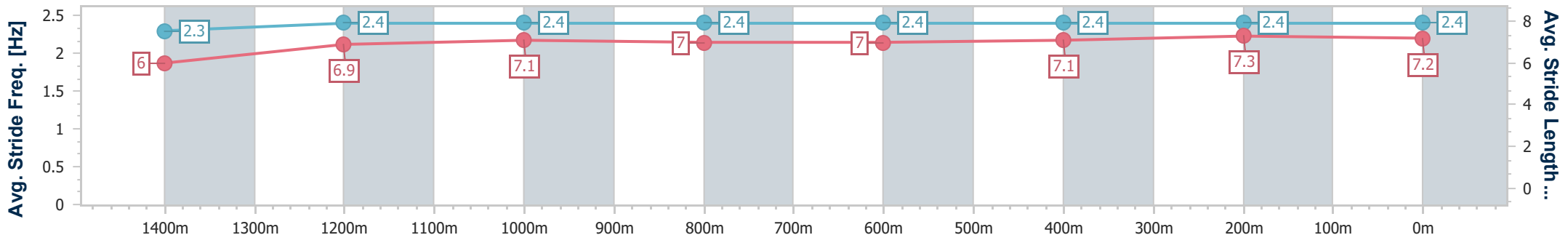
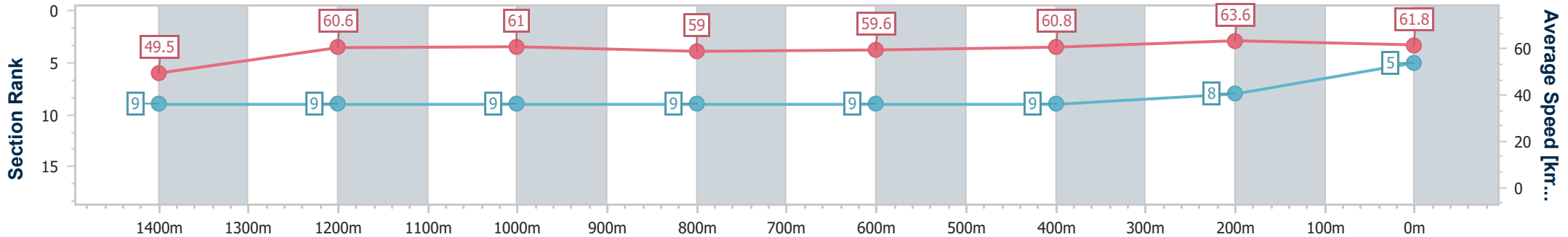
Sunshine Coast QLD Professional  
Race 6: WIMMERS PREMIUM SOFT DRINKS BENCHMARK 65  
Handicap - 1600m



11 December 2022 - 16:24

Track Rating: Good 4, Weather: Fine, Rail Position: +6m Entire

Section	Overall	1400m	1200m	1000m	800m	600m	400m	200m
Section Times	1:37.72 [5] (0:14.52)	1:23.20 [9] (0:12.00)	1:11.20 [9] (0:11.80)	0:59.40 [9] (0:12.29)	0:47.11 [9] (0:12.21)	0:34.90 [9] (0:11.87)	0:23.03 [9] (0:11.31)	0:11.72 [8] (0:11.72)
Average Speed [km/h]	49.5	60.6	61.0	59.0	59.6	60.8	63.6	61.8
Top Speed [km/h]	60.9	61.5	62.5	60.6	61.0	62.7	64.8	63.4
Avg. Dist. to Rail [m]	4.2	3.2	2.1	1.9	1.8	0.5	1.5	1.5
Avg. Stride Freq. [Hz]	2.3	2.4	2.4	2.4	2.4	2.4	2.4	2.4
Avg. Stride Length [m]	6.0	6.9	7.1	7.0	7.0	7.1	7.3	7.2



- [ ] Ranking at each section and finish
- .-.- No data available at this section
- NA No data available



Horse/Jockey Name	Danezel
Final Rank	6
Fastest Section Time (Section)	0:11.32 (400m)
Top Speed [km/h] (Section)	64.5 (400m)
Race State	Finished



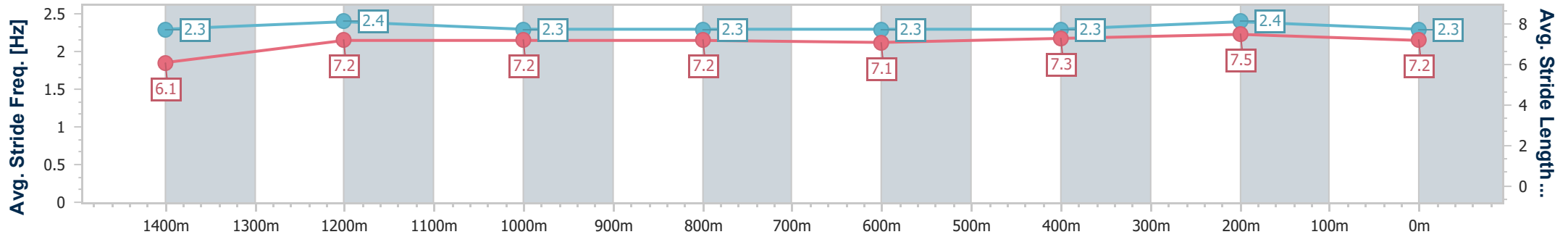
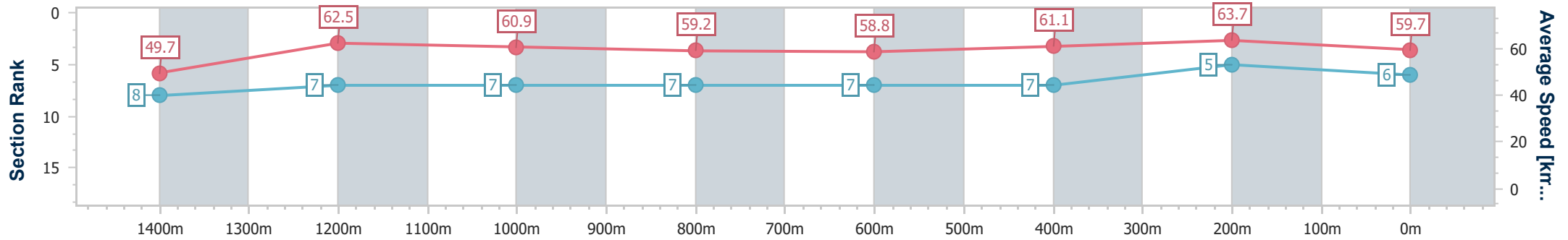
Sunshine Coast QLD Professional  
 Race 6: WIMMERS PREMIUM SOFT DRINKS BENCHMARK 65  
 Handicap - 1600m



11 December 2022 - 16:24

Track Rating: Good 4, Weather: Fine, Rail Position: +6m Entire

Section	Overall	1400m	1200m	1000m	800m	600m	400m	200m
Section Times	1:37.85 [6] (0:14.49)	1:23.36 [8] (0:11.60)	1:11.76 [7] (0:11.85)	0:59.91 [7] (0:12.23)	0:47.68 [7] (0:12.34)	0:35.34 [7] (0:11.89)	0:23.45 [7] (0:11.32)	0:12.13 [5] (0:12.13)
Average Speed [km/h]	49.7	62.5	60.9	59.2	58.8	61.1	63.7	59.7
Top Speed [km/h]	64.0	63.8	61.9	60.7	60.5	63.3	64.5	62.7
Avg. Dist. to Rail [m]	7.3	2.1	2.4	2.0	1.6	1.6	3.3	3.9
Avg. Stride Freq. [Hz]	2.3	2.4	2.3	2.3	2.3	2.3	2.4	2.3
Avg. Stride Length [m]	6.1	7.2	7.2	7.2	7.1	7.3	7.5	7.2



- [ ] Ranking at each section and finish
- .-.- No data available at this section
- NA No data available





Horse/Jockey Name	Thatfridayfeeling
Final Rank	7
Fastest Section Time (Section)	0:11.54 (400m)
Top Speed [km/h] (Section)	63.4 (400m)
Race State	Finished



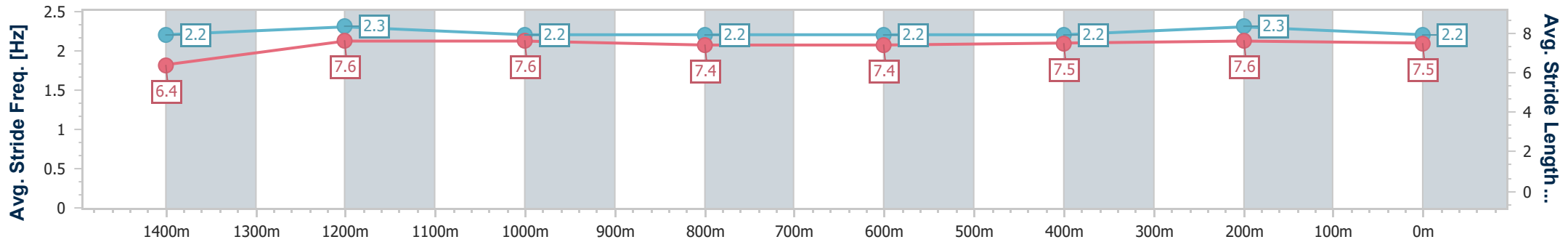
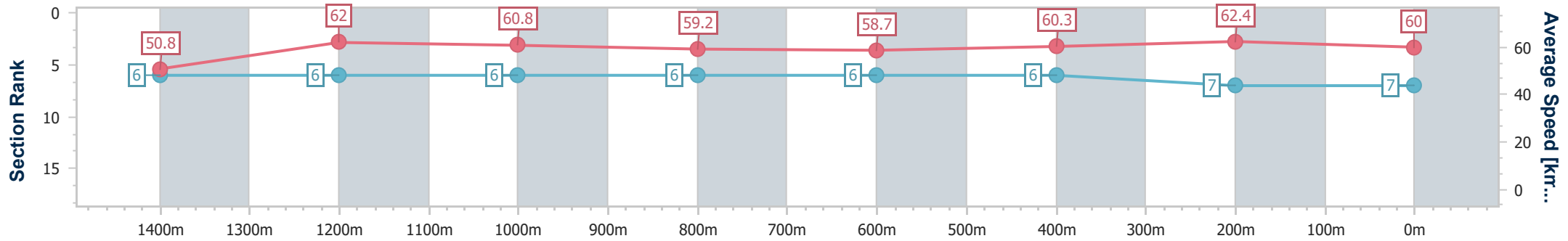
Sunshine Coast QLD Professional  
Race 6: WIMMERS PREMIUM SOFT DRINKS BENCHMARK 65  
Handicap - 1600m



11 December 2022 - 16:24

Track Rating: Good 4, Weather: Fine, Rail Position: +6m Entire

Section	Overall	1400m	1200m	1000m	800m	600m	400m	200m
Section Times	1:37.93 [7] (0:14.18)	1:23.75 [6] (0:11.70)	1:12.05 [6] (0:11.86)	1:00.19 [6] (0:12.23)	0:47.96 [6] (0:12.36)	0:35.60 [6] (0:11.99)	0:23.61 [6] (0:11.54)	0:12.07 [7] (0:12.07)
Average Speed [km/h]	50.8	62.0	60.8	59.2	58.7	60.3	62.4	60.0
Top Speed [km/h]	62.5	63.2	62.3	60.4	59.5	61.9	63.4	61.6
Avg. Dist. to Rail [m]	5.3	3.0	2.6	2.1	1.2	0.8	4.1	4.8
Avg. Stride Freq. [Hz]	2.2	2.3	2.2	2.2	2.2	2.2	2.3	2.2
Avg. Stride Length [m]	6.4	7.6	7.6	7.4	7.4	7.5	7.6	7.5



- [ ] Ranking at each section and finish
- .-.- No data available at this section
- NA No data available



Horse/Jockey Name	Poppy Joan
Final Rank	8
Fastest Section Time (Section)	0:11.56 (400m)
Top Speed [km/h] (Section)	63.7 (Overall)
Race State	Finished



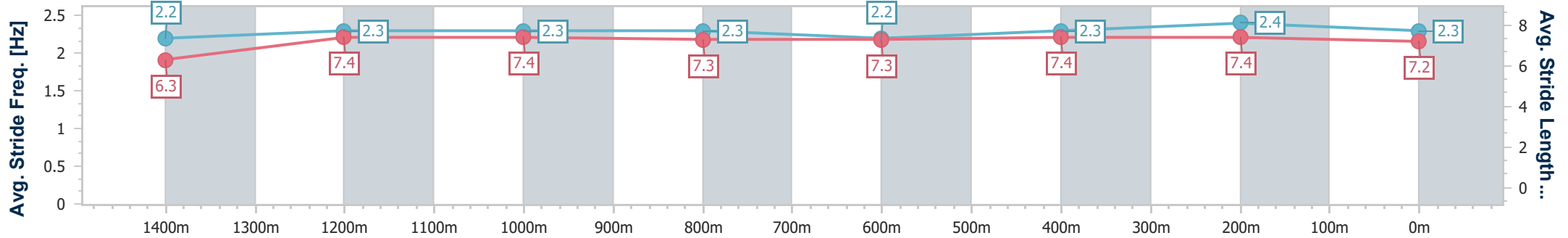
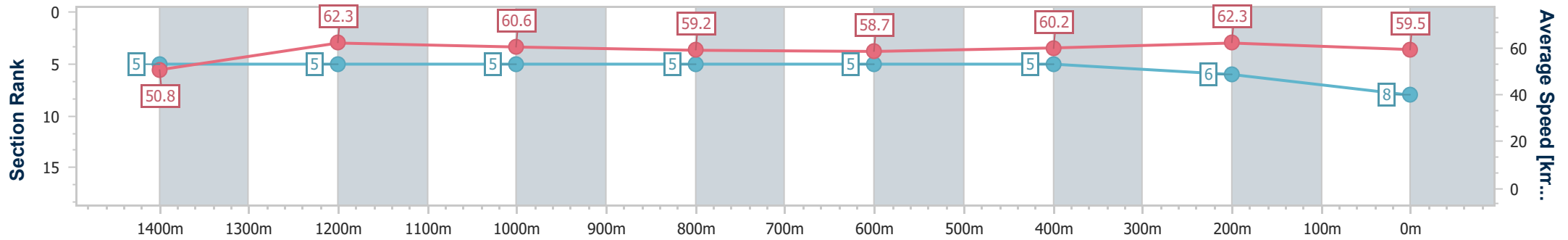
Sunshine Coast QLD Professional  
Race 6: WIMMERS PREMIUM SOFT DRINKS BENCHMARK 65  
Handicap - 1600m



11 December 2022 - 16:24

Track Rating: Good 4, Weather: Fine, Rail Position: +6m Entire

Section	Overall	1400m	1200m	1000m	800m	600m	400m	200m
Section Times	1:38.04 [8] (0:14.17)	1:23.87 [5] (0:11.64)	1:12.23 [5] (0:11.89)	1:00.34 [5] (0:12.24)	0:48.10 [5] (0:12.38)	0:35.72 [5] (0:12.00)	0:23.72 [5] (0:11.56)	0:12.16 [6] (0:12.16)
Average Speed [km/h]	50.8	62.3	60.6	59.2	58.7	60.2	62.3	59.5
Top Speed [km/h]	63.7	63.3	61.6	59.8	59.5	62.0	63.0	61.5
Avg. Dist. to Rail [m]	3.2	2.3	2.2	2.1	1.6	0.6	0.8	0.1
Avg. Stride Freq. [Hz]	2.2	2.3	2.3	2.3	2.2	2.3	2.4	2.3
Avg. Stride Length [m]	6.3	7.4	7.4	7.3	7.3	7.4	7.4	7.2



- [ ] Ranking at each section and finish
- .-.- No data available at this section
- NA No data available



Horse/Jockey Name	Spirit's Charm
Final Rank	9
Fastest Section Time (Section)	0:11.46 (400m)
Top Speed [km/h] (Section)	64.3 (1400m)
Race State	Finished



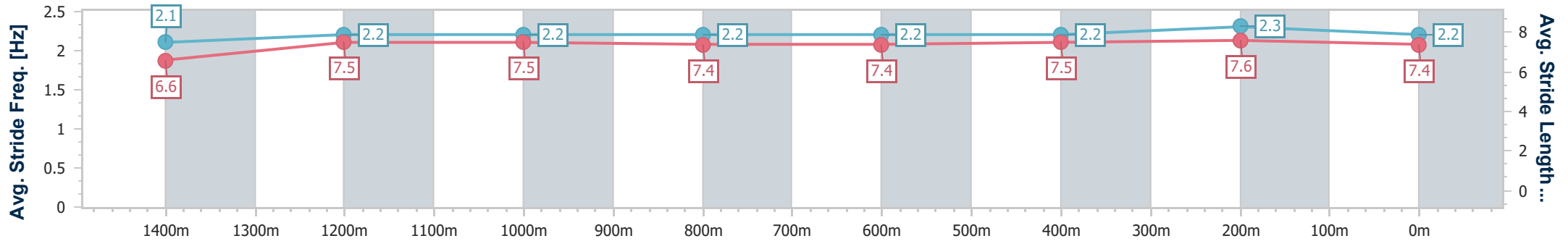
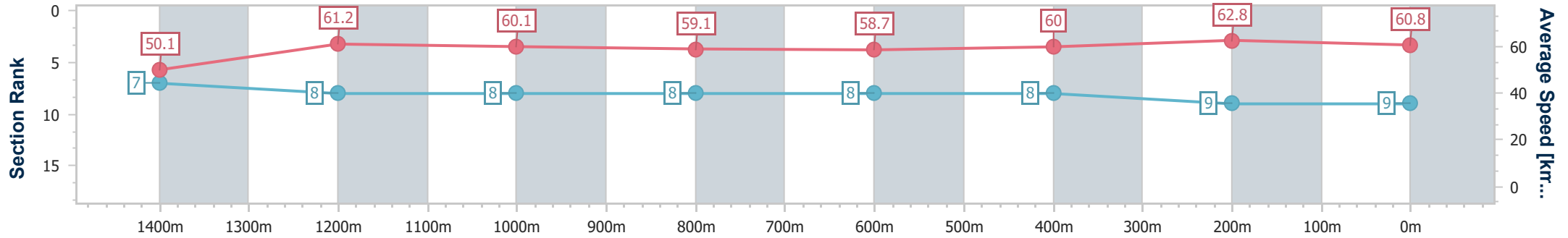
Sunshine Coast QLD Professional  
Race 6: WIMMERS PREMIUM SOFT DRINKS BENCHMARK 65  
Handicap - 1600m



11 December 2022 - 16:24

Track Rating: Good 4, Weather: Fine, Rail Position: +6m Entire

Section	Overall	1400m	1200m	1000m	800m	600m	400m	200m
Section Times	1:38.12 [9] (0:14.37)	1:23.75 [7] (0:11.87)	1:11.88 [8] (0:12.00)	0:59.88 [8] (0:12.24)	0:47.64 [8] (0:12.27)	0:35.37 [8] (0:12.00)	0:23.37 [8] (0:11.46)	0:11.91 [9] (0:11.91)
Average Speed [km/h]	50.1	61.2	60.1	59.1	58.7	60.0	62.8	60.8
Top Speed [km/h]	61.7	64.3	61.4	60.5	60.3	62.0	63.9	61.9
Avg. Dist. to Rail [m]	6.2	3.2	3.0	2.6	0.4	0.3	1.5	2.4
Avg. Stride Freq. [Hz]	2.1	2.2	2.2	2.2	2.2	2.2	2.3	2.2
Avg. Stride Length [m]	6.6	7.5	7.5	7.4	7.4	7.5	7.6	7.4



- [ ] Ranking at each section and finish
- .-.- No data available at this section
- NA No data available