



# Toowoomba QLD Professional

## Race 7: LAWRENCE & HANSON Maiden Plate - 1850m

10 December 2022 - 21:06



Track Rating: Good 3, Weather: Fine , Rail Position: +5m Entire Course

Section	Field Times													
	Overall	1600m	1400m	1200m	1000m	800m	600m	Last 600m						
	1:59.81 (0:18.35)	1:41.46 (0:10.61)	1:30.85 (0:11.80)	1:19.05 (0:12.40)	1:06.65 (0:13.31)	0:53.34 (0:13.22)	0:40.12 (0:13.29)	0:40.12						
Rank	TAB	Horse/Jockey	Barrier	Top Speed [km/h]	Fastest Section									Distance Travelled [m]
1	5	ALALTUN Tessa Townsend	5	68.6 1600m	0:10.61 1600m	1:59.81 [1] (0:18.35)	1:41.46 [1] (0:10.61)	1:30.85 [1] (0:11.80)	1:19.05 [1] (0:12.40)	1:06.65 [1] (0:13.31)	0:53.34 [1] (0:13.22)	0:40.12 [1] (0:13.35)	0:40.12	
2	4	SEQUOIA CHIEFTAIN Gary Geran	1	66.7 1600m	0:10.87 1600m	1:59.82 [2] (0:18.88)	1:40.94 [5] (0:10.87)	1:30.07 [5] (0:11.74)	1:18.33 [5] (0:12.70)	1:05.63 [5] (0:13.14)	0:52.49 [4] (0:12.69)	0:39.80 [4] (0:12.96)	0:39.80	-3
3	1	BARTA LINES Karl Zechner	6	67.5 1600m	0:10.78 1600m	1:59.97 [3] (0:18.59)	1:41.38 [3] (0:10.78)	1:30.60 [3] (0:11.81)	1:18.79 [3] (0:12.68)	1:06.11 [3] (0:13.26)	0:52.85 [2] (0:12.76)	0:40.09 [2] (0:13.25)	0:40.09	+0
4	8	LOLA STAR Kenji Yoshida	2	67.7 1600m	0:10.89 1600m	2:00.38 [4] (0:18.89)	1:41.49 [6] (0:10.89)	1:30.60 [6] (0:11.86)	1:18.74 [6] (0:12.74)	1:06.00 [6] (0:13.37)	0:52.63 [6] (0:12.83)	0:39.80 [6] (0:12.90)	0:39.80	+1
5	6	LEVEL ONE Jake Molloy	7	69.1 Overall	0:10.76 1600m	2:00.50 [5] (0:18.36)	1:42.14 [2] (0:10.76)	1:31.38 [2] (0:11.95)	1:19.43 [2] (0:12.73)	1:06.70 [2] (0:13.38)	0:53.32 [3] (0:12.77)	0:40.55 [3] (0:13.06)	0:40.55	+6
6	2	GIRRAMAY Michael Murphy	4	65.3 1600m	0:11.10 1600m	2:01.20 [6] (0:19.61)	1:41.59 [8] (0:11.10)	1:30.49 [8] (0:11.42)	1:19.07 [8] (0:12.44)	1:06.63 [7] (0:13.52)	0:53.11 [8] (0:12.84)	0:40.27 [7] (0:12.87)	0:40.27	+0
7	3	REG 'N' KATH Cyril Small	8	68.6 1600m	0:10.64 1600m	2:01.77 [7] (0:18.83)	1:42.94 [4] (0:10.64)	1:32.30 [4] (0:11.94)	1:20.36 [4] (0:12.72)	1:07.64 [4] (0:13.35)	0:54.29 [5] (0:12.85)	0:41.44 [5] (0:13.11)	0:41.44	+7
8	7	MESAYSO Montanna Savva	3	65.3 Overall	0:11.36 1600m	2:02.64 [8] (0:19.04)	1:43.60 [7] (0:11.36)	1:32.24 [7] (0:11.70)	1:20.54 [7] (0:12.48)	1:08.06 [8] (0:13.42)	0:54.64 [7] (0:13.11)	0:41.53 [8] (0:13.38)	0:41.53	+3

[ ] Ranking at each section and finish  
 -:-:- No data available at this section  
 NA No data available

SCN Saddle cloth number  
 DNF Did not finish  
 DNT Did not track

# Toowoomba QLD Professional

## Race 7: LAWRENCE & HANSON Maiden Plate - 1850m

10 December 2022 - 21:06



Track Rating: Good 3, Weather: Fine , Rail Position: +5m Entire Course

Section					400m	200m	Last 600m		
Field Times					0:26.83 (0:13.34)	0:13.49 (0:13.49)	0:40.12		
Rank	TAB	Horse/Jockey	Barrier	Top Speed [km/h]	Fastest Section			Distance Travelled [m]	
1	5	<b>ALALTUN</b> Tessa Townsend	5	68.6 1600m	0:10.61 1600m	0:26.77 [3] (0:13.28)	0:13.49 [1] (0:13.49)	0:40.12	
2	4	<b>SEQUOIA CHIEFTAIN</b> Gary Geran	1	66.7 1600m	0:10.87 1600m	0:26.84 [1] (0:13.36)	0:13.48 [2] (0:13.48)	0:39.80 -3	
3	1	<b>BARTA LINES</b> Karl Zechner	6	67.5 1600m	0:10.78 1600m	0:26.84 [4] (0:13.44)	0:13.40 [3] (0:13.40)	0:40.09 +0	
4	8	<b>LOLA STAR</b> Kenji Yoshida	2	67.7 1600m	0:10.89 1600m	0:26.90 [6] (0:13.54)	0:13.36 [5] (0:13.36)	0:39.80 +1	
5	6	<b>LEVEL ONE</b> Jake Molloy	7	69.1 Overall	0:10.76 1600m	0:27.49 [2] (0:13.64)	0:13.85 [4] (0:13.85)	0:40.55 +6	
6	2	<b>GIRRAMAY</b> Michael Murphy	4	65.3 1600m	0:11.10 1600m	0:27.40 [7] (0:13.55)	0:13.85 [7] (0:13.85)	0:40.27 +0	
7	3	<b>REG 'N' KATH</b> Cyril Small	8	68.6 1600m	0:10.64 1600m	0:28.33 [5] (0:13.59)	0:14.74 [6] (0:14.74)	0:41.44 +7	
8	7	<b>MESAYSO</b> Montanna Savva	3	65.3 Overall	0:11.36 1600m	0:28.15 [8] (0:13.69)	0:14.46 [8] (0:14.46)	0:41.53 +3	



Horse/Jockey Name	Alaltun
Final Rank	1
Fastest Section Time (Section)	0:10.61 (1600m)
Top Speed [km/h] (Section)	68.6 (1600m)
Race State	Finished



### Toowoomba QLD Professional

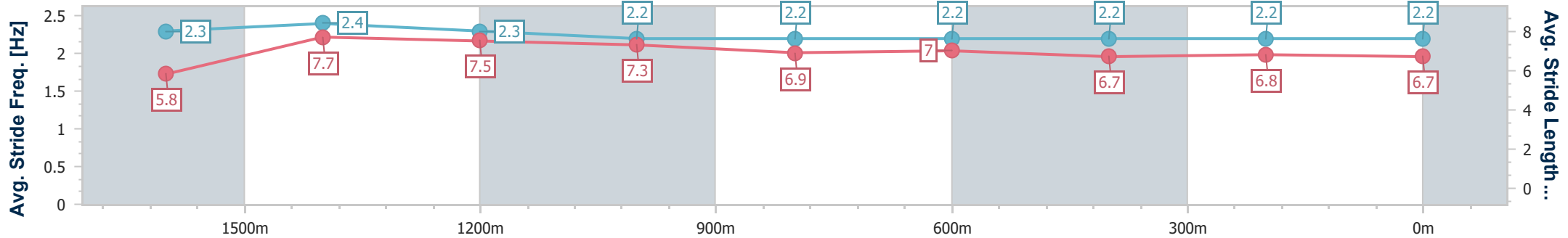
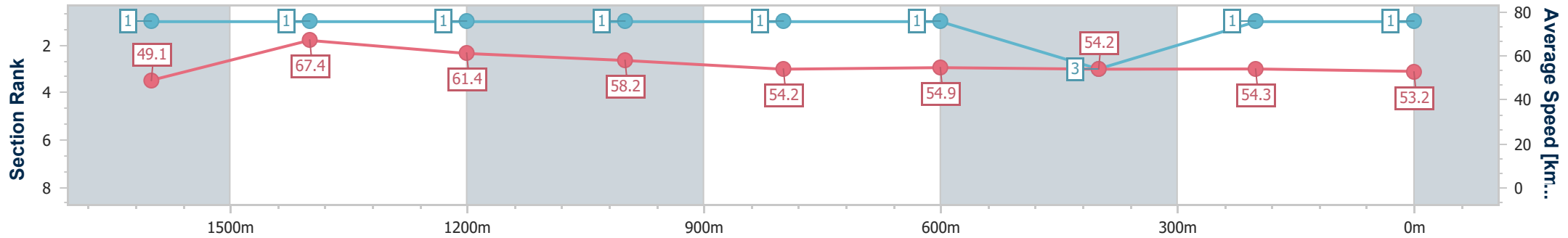
#### Race 7: LAWRENCE & HANSON Maiden Plate - 1850m

10 December 2022 - 21:06

Track Rating: Good 3, Weather: Fine , Rail Position: +5m Entire Course



Section	Overall	1600m	1400m	1200m	1000m	800m	600m	400m	200m
Section Times	1:59.81 [1] (0:18.35)	1:41.46 [1] (0:10.61)	1:30.85 [1] (0:11.80)	1:19.05 [1] (0:12.40)	1:06.65 [1] (0:13.31)	0:53.34 [1] (0:13.22)	0:40.12 [1] (0:13.35)	0:26.77 [3] (0:13.28)	0:13.49 [1] (0:13.49)
Average Speed [km/h]	49.1	67.4	61.4	58.2	54.2	54.9	54.2	54.3	53.2
Top Speed [km/h]	66.6	68.6	65.0	60.0	55.7	56.1	56.9	55.5	54.1
Avg. Dist. to Rail [m]	8.6	1.4	1.6	2.0	0.7	2.2	1.1	1.0	4.4
Avg. Stride Freq. [Hz]	2.3	2.4	2.3	2.2	2.2	2.2	2.2	2.2	2.2
Avg. Stride Length [m]	5.8	7.7	7.5	7.3	6.9	7.0	6.7	6.8	6.7



- [ ] Ranking at each section and finish
- .-.- No data available at this section
- NA No data available



Horse/Jockey Name	Sequoia Chieftain
Final Rank	2
Fastest Section Time (Section)	0:10.87 (1600m)
Top Speed [km/h] (Section)	66.7 (1600m)
Race State	Finished



Toowoomba QLD Professional

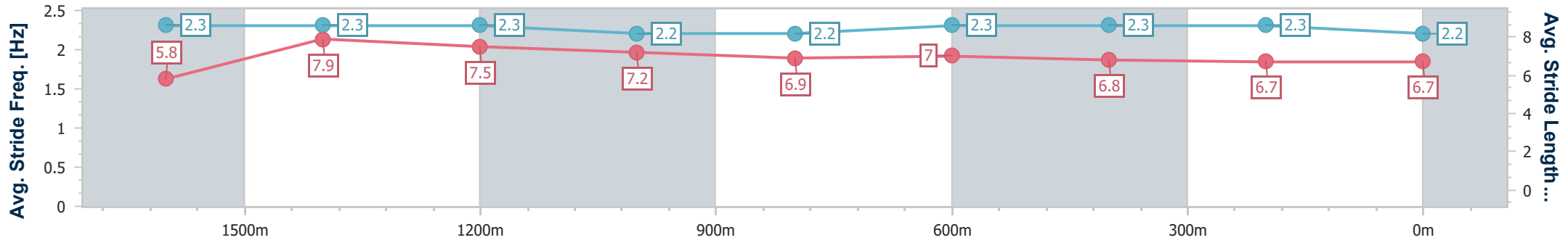
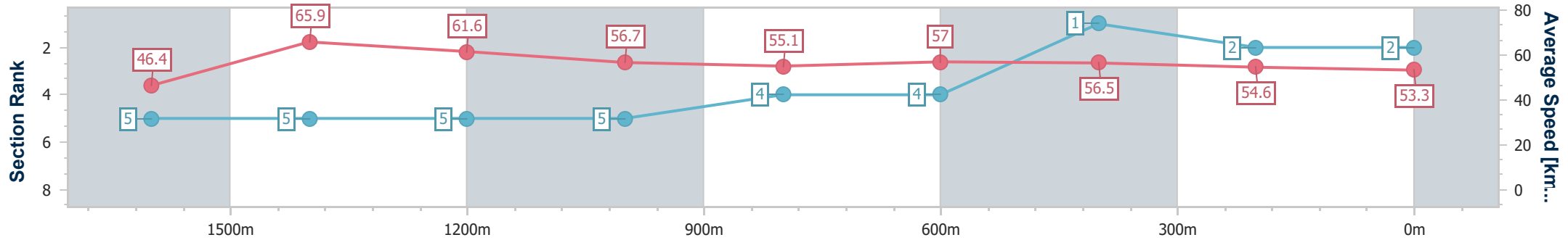
Race 7: LAWRENCE & HANSON Maiden Plate - 1850m

10 December 2022 - 21:06

Track Rating: Good 3, Weather: Fine , Rail Position: +5m Entire Course



Section	Overall	1600m	1400m	1200m	1000m	800m	600m	400m	200m
Section Times	1:59.82 [2] (0:18.88)	1:40.94 [5] (0:10.87)	1:30.07 [5] (0:11.74)	1:18.33 [5] (0:12.70)	1:05.63 [5] (0:13.14)	0:52.49 [4] (0:12.69)	0:39.80 [4] (0:12.96)	0:26.84 [1] (0:13.36)	0:13.48 [2] (0:13.48)
Average Speed [km/h]	46.4	65.9	61.6	56.7	55.1	57.0	56.5	54.6	53.3
Top Speed [km/h]	64.8	66.7	65.2	57.9	56.0	59.0	58.8	56.1	54.0
Avg. Dist. to Rail [m]	10.6	1.2	0.9	2.4	1.4	1.9	3.3	4.1	3.2
Avg. Stride Freq. [Hz]	2.3	2.3	2.3	2.2	2.2	2.3	2.3	2.3	2.2
Avg. Stride Length [m]	5.8	7.9	7.5	7.2	6.9	7.0	6.8	6.7	6.7



- [ ] Ranking at each section and finish
- .-.- No data available at this section
- NA No data available



Horse/Jockey Name	Barta Lines
Final Rank	3
Fastest Section Time (Section)	0:10.78 (1600m)
Top Speed [km/h] (Section)	67.5 (1600m)
Race State	Finished



Toowoomba QLD Professional

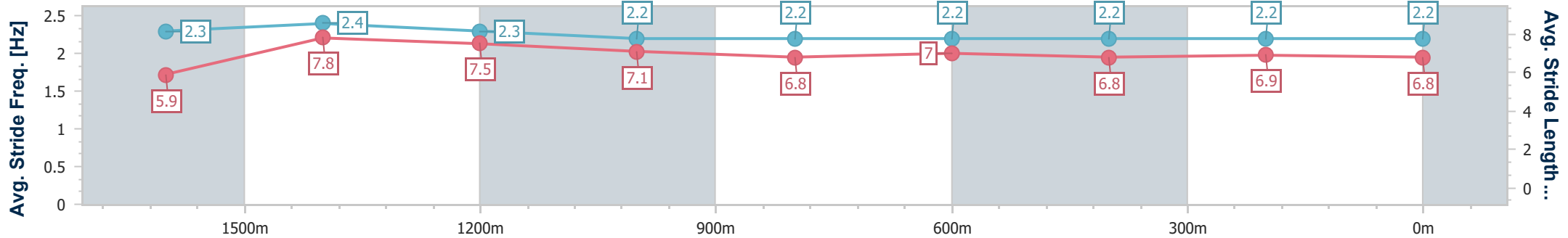
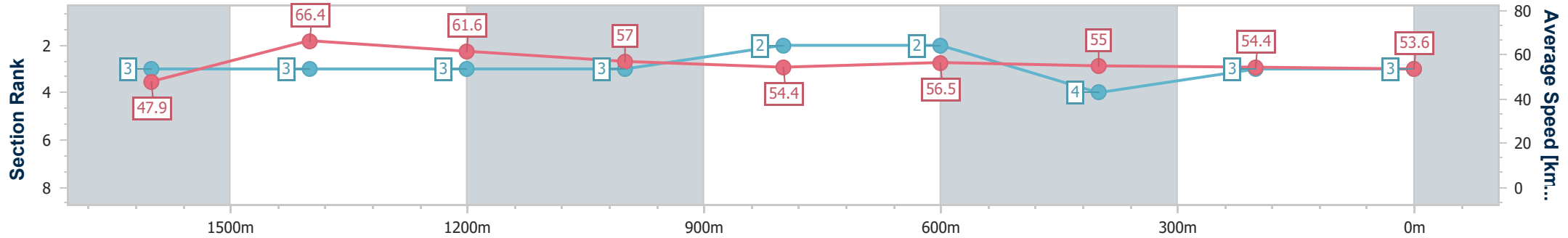
Race 7: LAWRENCE & HANSON Maiden Plate - 1850m

10 December 2022 - 21:06

Track Rating: Good 3, Weather: Fine, Rail Position: +5m Entire Course



Section	Overall	1600m	1400m	1200m	1000m	800m	600m	400m	200m
Section Times	1:59.97 [3] (0:18.59)	1:41.38 [3] (0:10.78)	1:30.60 [3] (0:11.81)	1:18.79 [3] (0:12.68)	1:06.11 [3] (0:13.26)	0:52.85 [2] (0:12.76)	0:40.09 [2] (0:13.25)	0:26.84 [4] (0:13.44)	0:13.40 [3] (0:13.40)
Average Speed [km/h]	47.9	66.4	61.6	57.0	54.4	56.5	55.0	54.4	53.6
Top Speed [km/h]	66.4	67.5	66.1	59.7	55.5	57.1	57.0	55.1	54.4
Avg. Dist. to Rail [m]	6.9	1.0	1.7	2.6	1.0	0.4	2.2	4.0	2.6
Avg. Stride Freq. [Hz]	2.3	2.4	2.3	2.2	2.2	2.2	2.2	2.2	2.2
Avg. Stride Length [m]	5.9	7.8	7.5	7.1	6.8	7.0	6.8	6.9	6.8



- [ ] Ranking at each section and finish
- .-.- No data available at this section
- NA No data available



Horse/Jockey Name	Lola Star
Final Rank	4
Fastest Section Time (Section)	0:10.89 (1600m)
Top Speed [km/h] (Section)	67.7 (1600m)
Race State	Finished



### Toowoomba QLD Professional

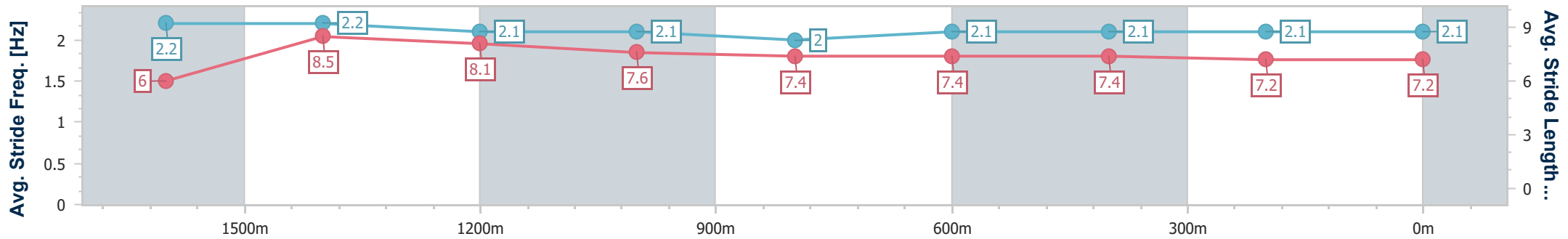
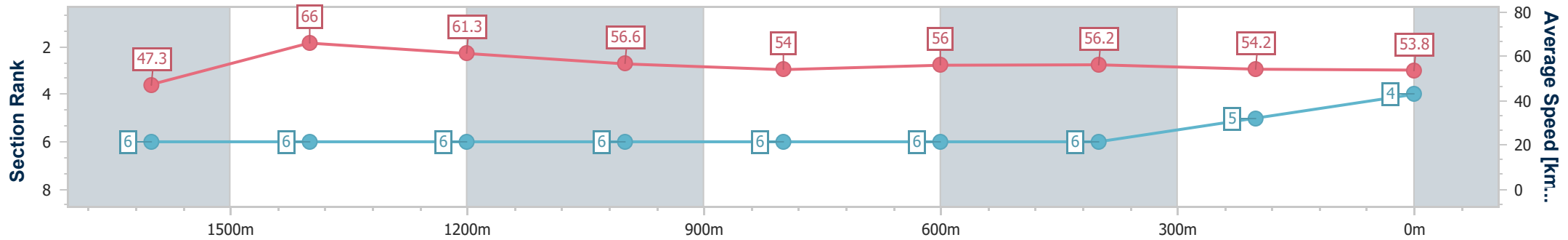
#### Race 7: LAWRENCE & HANSON Maiden Plate - 1850m

10 December 2022 - 21:06

Track Rating: Good 3, Weather: Fine , Rail Position: +5m Entire Course



Section	Overall	1600m	1400m	1200m	1000m	800m	600m	400m	200m
Section Times	2:00.38 [4] (0:18.89)	1:41.49 [6] (0:10.89)	1:30.60 [6] (0:11.86)	1:18.74 [6] (0:12.74)	1:06.00 [6] (0:13.37)	0:52.63 [6] (0:12.83)	0:39.80 [6] (0:12.90)	0:26.90 [6] (0:13.54)	0:13.36 [5] (0:13.36)
Average Speed [km/h]	47.3	66.0	61.3	56.6	54.0	56.0	56.2	54.2	53.8
Top Speed [km/h]	65.9	67.7	66.1	58.2	55.2	57.7	58.0	55.4	54.2
Avg. Dist. to Rail [m]	5.9	0.5	1.7	1.6	0.4	0.4	1.3	5.0	4.7
Avg. Stride Freq. [Hz]	2.2	2.2	2.1	2.1	2.0	2.1	2.1	2.1	2.1
Avg. Stride Length [m]	6.0	8.5	8.1	7.6	7.4	7.4	7.4	7.2	7.2



- [ ] Ranking at each section and finish
- .-.- No data available at this section
- NA No data available



Horse/Jockey Name	Level One
Final Rank	5
Fastest Section Time (Section)	0:10.76 (1600m)
Top Speed [km/h] (Section)	69.1 (Overall)
Race State	Finished



### Toowoomba QLD Professional

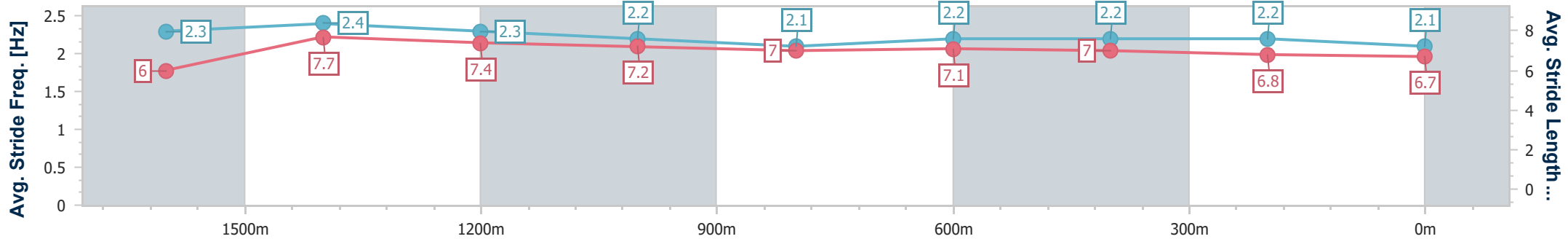
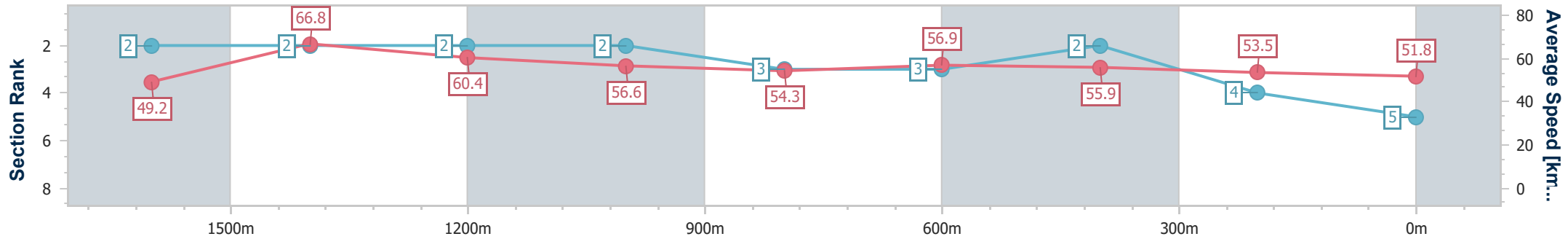
#### Race 7: LAWRENCE & HANSON Maiden Plate - 1850m

10 December 2022 - 21:06

Track Rating: Good 3, Weather: Fine, Rail Position: +5m Entire Course



Section	Overall	1600m	1400m	1200m	1000m	800m	600m	400m	200m
Section Times	2:00.50 [5] (0:18.36)	1:42.14 [2] (0:10.76)	1:31.38 [2] (0:11.95)	1:19.43 [2] (0:12.73)	1:06.70 [2] (0:13.38)	0:53.32 [3] (0:12.77)	0:40.55 [3] (0:13.06)	0:27.49 [2] (0:13.64)	0:13.85 [4] (0:13.85)
Average Speed [km/h]	49.2	66.8	60.4	56.6	54.3	56.9	55.9	53.5	51.8
Top Speed [km/h]	69.1	68.0	64.1	59.3	55.7	58.9	58.4	54.3	53.0
Avg. Dist. to Rail [m]	7.3	0.5	0.8	2.8	2.6	2.3	2.7	4.0	4.3
Avg. Stride Freq. [Hz]	2.3	2.4	2.3	2.2	2.1	2.2	2.2	2.2	2.1
Avg. Stride Length [m]	6.0	7.7	7.4	7.2	7.0	7.1	7.0	6.8	6.7



- [ ] Ranking at each section and finish
- .-.- No data available at this section
- NA No data available



Horse/Jockey Name	Girramay
Final Rank	6
Fastest Section Time (Section)	0:11.10 (1600m)
Top Speed [km/h] (Section)	65.3 (1600m)
Race State	Finished



### Toowoomba QLD Professional

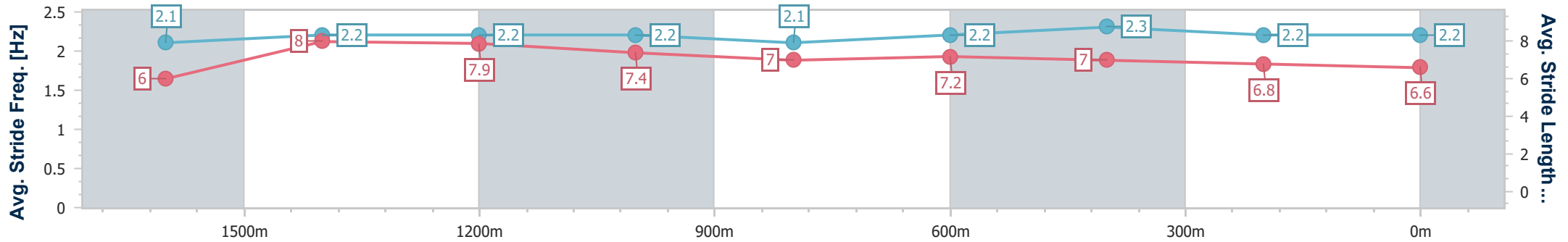
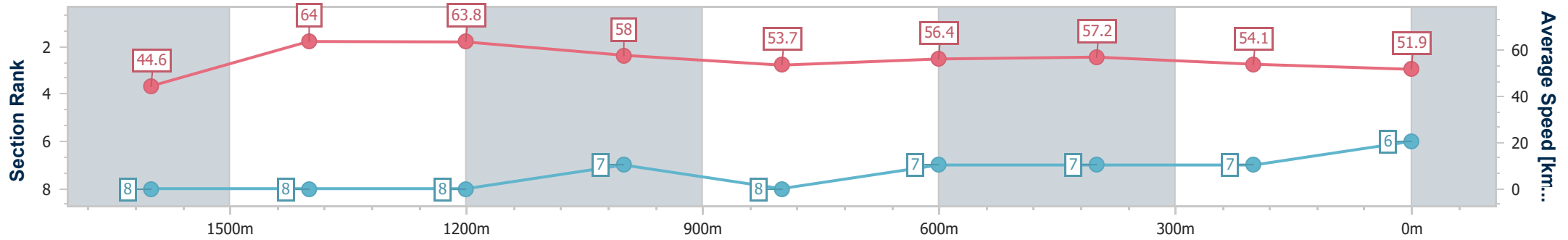
#### Race 7: LAWRENCE & HANSON Maiden Plate - 1850m

10 December 2022 - 21:06

Track Rating: Good 3, Weather: Fine , Rail Position: +5m Entire Course



Section	Overall	1600m	1400m	1200m	1000m	800m	600m	400m	200m
Section Times	2:01.20 [6] (0:19.61)	1:41.59 [8] (0:11.10)	1:30.49 [8] (0:11.42)	1:19.07 [8] (0:12.44)	1:06.63 [7] (0:13.52)	0:53.11 [8] (0:12.84)	0:40.27 [7] (0:12.87)	0:27.40 [7] (0:13.55)	0:13.85 [7] (0:13.85)
Average Speed [km/h]	44.6	64.0	63.8	58.0	53.7	56.4	57.2	54.1	51.9
Top Speed [km/h]	63.8	65.3	64.7	62.0	55.3	58.7	59.6	55.6	54.5
Avg. Dist. to Rail [m]	10.3	3.1	2.2	4.0	2.7	2.2	4.0	5.1	2.4
Avg. Stride Freq. [Hz]	2.1	2.2	2.2	2.2	2.1	2.2	2.3	2.2	2.2
Avg. Stride Length [m]	6.0	8.0	7.9	7.4	7.0	7.2	7.0	6.8	6.6



- [ ] Ranking at each section and finish
- .-.- No data available at this section
- NA No data available





Horse/Jockey Name	Reg 'N' Kath
Final Rank	7
Fastest Section Time (Section)	0:10.64 (1600m)
Top Speed [km/h] (Section)	68.6 (1600m)
Race State	Finished



Toowoomba QLD Professional

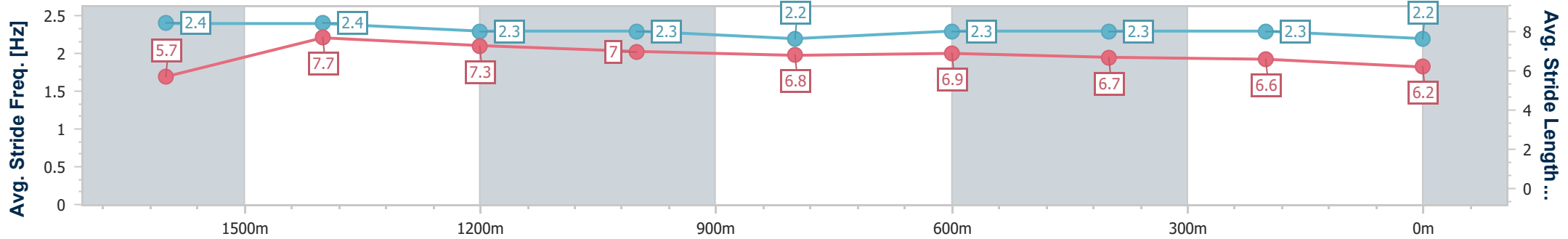
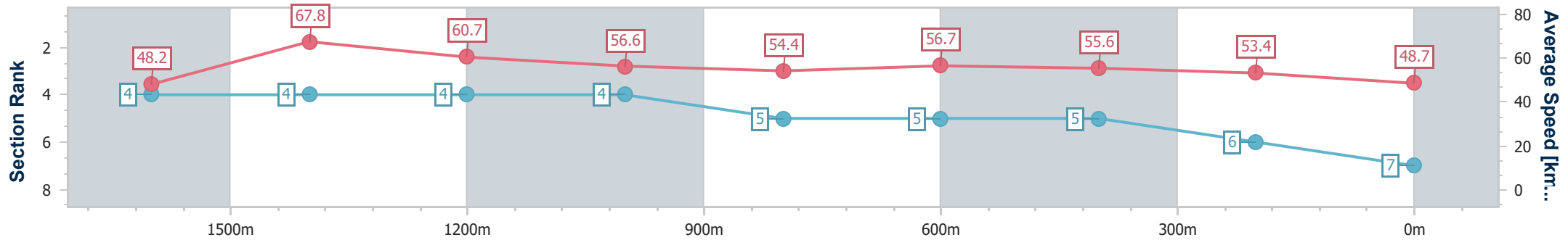
Race 7: LAWRENCE & HANSON Maiden Plate - 1850m

10 December 2022 - 21:06

Track Rating: Good 3, Weather: Fine, Rail Position: +5m Entire Course



Section	Overall	1600m	1400m	1200m	1000m	800m	600m	400m	200m			
Section Times	2:01.77 [7] (0:18.83)	1:42.94 [4] (0:10.64)	1:32.30 [4] (0:11.94)	1:20.36 [4] (0:12.72)	1:07.64 [4] (0:13.35)	0:54.29 [5] (0:12.85)	0:41.44 [5] (0:13.11)	0:28.33 [5] (0:13.59)	0:14.74 [6] (0:14.74)			
Average Speed [km/h]	48.2	67.8	60.7	56.6	54.4	56.7	55.6	53.4	48.7			
Top Speed [km/h]	67.4	68.6	66.4	58.3	55.1	57.9	58.5	54.6	52.4			
Avg. Dist. to Rail [m]	7.5	1.1	1.2	1.6	1.6	3.3	2.6	2.1	0.4			
Avg. Stride Freq. [Hz]	2.4	2.4	2.3	2.3	2.2	2.3	2.3	2.3	2.2			
Avg. Stride Length [m]	5.7	7.7	7.3	7.0	6.8	6.9	6.7	6.6	6.2			



- [ ] Ranking at each section and finish
- .-.- No data available at this section
- NA No data available



Horse/Jockey Name	Mesayso
Final Rank	8
Fastest Section Time (Section)	0:11.36 (1600m)
Top Speed [km/h] (Section)	65.3 (Overall)
Race State	Finished



### Toowoomba QLD Professional

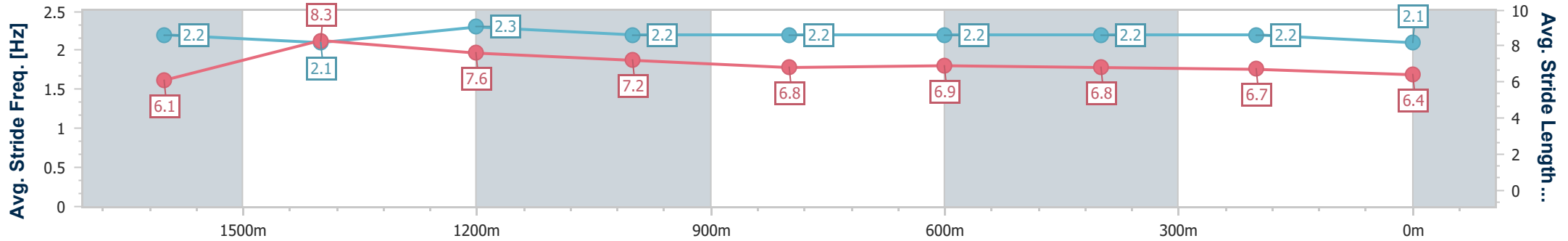
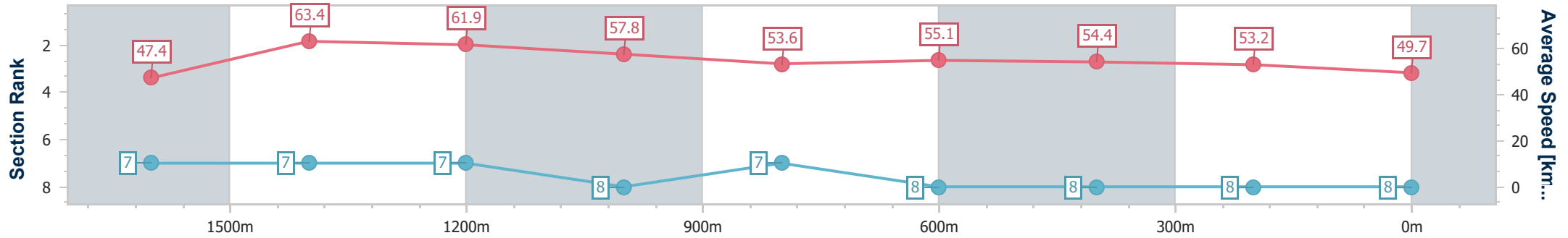
#### Race 7: LAWRENCE & HANSON Maiden Plate - 1850m

10 December 2022 - 21:06

Track Rating: Good 3, Weather: Fine , Rail Position: +5m Entire Course



Section	Overall	1600m	1400m	1200m	1000m	800m	600m	400m	200m
Section Times	2:02.64 [8] (0:19.04)	1:43.60 [7] (0:11.36)	1:32.24 [7] (0:11.70)	1:20.54 [7] (0:12.48)	1:08.06 [8] (0:13.42)	0:54.64 [7] (0:13.11)	0:41.53 [8] (0:13.38)	0:28.15 [8] (0:13.69)	0:14.46 [8] (0:14.46)
Average Speed [km/h]	47.4	63.4	61.9	57.8	53.6	55.1	54.4	53.2	49.7
Top Speed [km/h]	65.3	64.8	63.3	60.8	56.2	56.7	56.6	55.7	52.8
Avg. Dist. to Rail [m]	5.9	0.5	1.5	1.8	0.4	1.1	2.1	2.8	0.6
Avg. Stride Freq. [Hz]	2.2	2.1	2.3	2.2	2.2	2.2	2.2	2.2	2.1
Avg. Stride Length [m]	6.1	8.3	7.6	7.2	6.8	6.9	6.8	6.7	6.4



- [ ] Ranking at each section and finish
- .-.- No data available at this section
- NA No data available