

Track Rating: Good 3, Weather: Fine, Rail Position: +4m Entire Course

Section		Overall	2000m	1800m	1600m	1400m	1200m	1000m	Last 600m					
Field Times		2:15.91 (0:12.70)	2:03.21 (0:11.27)	1:51.94 (0:11.52)	1:40.42 (0:12.23)	1:28.19 (0:12.46)	1:15.73 (0:12.63)	1:03.10 (0:12.47)	0:38.25					
Rank	TAB	Horse/Jockey	Barrier	Top Speed [km/h]	Fastest Section							Distance Travelled [m]		
1	3	<b>EUREKA'S VICTORY</b> Georgina Cartwright	1	64.8	0:11.29	2:15.91 [1] (0:12.73)	2:03.18 [3] (0:11.29)	1:51.89 [2] (0:11.47)	1:40.42 [1] (0:12.23)	1:28.19 [1] (0:12.46)	1:15.73 [1] (0:12.63)	1:03.10 [1] (0:12.47)	0:38.25	
2	9	<b>I PREFER MINTIES</b> Ben Thompson	8	64.7	0:11.44	2:16.37 [2] (0:13.34)	2:03.03 [9] (0:11.44)	1:51.59 [9] (0:11.84)	1:39.75 [9] (0:12.21)	1:27.54 [9] (0:12.44)	1:15.10 [9] (0:12.67)	1:02.43 [8] (0:12.09)	0:38.04	+9
3	6	<b>MASTER OF MENACE</b> Karl Zechner	6	66.2	0:11.21	2:16.45 [3] (0:13.26)	2:03.19 [7] (0:11.21)	1:51.98 [7] (0:11.73)	1:40.25 [7] (0:12.25)	1:28.00 [7] (0:12.46)	1:15.54 [6] (0:12.80)	1:02.74 [6] (0:12.27)	0:37.90	+2
4	7	<b>CHAYSE 'N' NOAH</b> Mark Du Plessis	2	63.9	0:11.34	2:16.82 [4] (0:12.90)	2:03.92 [4] (0:11.34)	1:52.58 [6] (0:11.61)	1:40.97 [4] (0:12.23)	1:28.74 [4] (0:12.50)	1:16.24 [3] (0:12.82)	1:03.42 [4] (0:12.35)	0:38.54	+0
5	4	<b>GOLD SAMURAI</b> Sean Cormack	9	64.9	0:11.47	2:17.47 [5] (0:13.38)	2:04.09 [10] (0:11.47)	1:52.62 [10] (0:11.88)	1:40.74 [10] (0:12.19)	1:28.55 [10] (0:12.53)	1:16.02 [10] (0:12.90)	1:03.12 [10] (0:12.15)	0:38.68	+13
6	1	<b>BURN THE BOATS</b> Brooke Ainsworth	10	65.1	0:11.42	2:18.23 [6] (0:13.29)	2:04.94 [8] (0:11.42)	1:53.52 [8] (0:11.81)	1:41.71 [8] (0:12.21)	1:29.50 [8] (0:12.51)	1:16.99 [8] (0:12.84)	1:04.15 [9] (0:12.45)	0:39.09	+5
7	5	<b>IL TORO D'ORO</b> Larry Cassidy	5	65.8	0:11.11	2:18.52 [7] (0:12.93)	2:05.59 [5] (0:11.11)	1:54.48 [3] (0:11.77)	1:42.71 [3] (0:12.31)	1:30.40 [5] (0:12.48)	1:17.92 [4] (0:12.84)	1:05.08 [5] (0:12.45)	0:40.14	+10
8	2	<b>DESTINATION SYDNEY</b> Jason Taylor	4	64.8	0:11.47	2:19.37 [8] (0:12.70)	2:06.67 [1] (0:11.47)	1:55.20 [5] (0:11.92)	1:43.28 [6] (0:12.33)	1:30.95 [6] (0:12.55)	1:18.40 [7] (0:12.86)	1:05.54 [7] (0:12.34)	0:40.61	+12
9	10	<b>SLICK HEELS</b> Melea Castle	7	66.2	0:11.12	2:22.84 [9] (0:12.99)	2:09.85 [6] (0:11.12)	1:58.73 [4] (0:11.84)	1:46.89 [5] (0:12.11)	1:34.78 [3] (0:12.58)	1:22.20 [5] (0:12.41)	1:09.79 [2] (0:12.40)	0:44.49	+11
10	8	<b>DOUBLE OH SEVEN</b> Martin Harley	3	66.2	0:11.26	2:30.57 [10] (0:12.71)	2:17.86 [2] (0:11.26)	2:06.60 [1] (0:11.57)	1:55.03 [2] (0:12.31)	1:42.72 [2] (0:12.54)	1:30.18 [2] (0:12.80)	1:17.38 [3] (0:12.51)	0:51.93	+6

Track Rating: Good 3, Weather: Fine, Rail Position: +4m Entire Course

Section										Last 600m		
Field Times				800m	600m	400m	200m			0:38.25		
				0:50.63 (0:12.38)	0:38.25 (0:12.22)	0:26.03 (0:12.81)	0:13.22 (0:13.22)					
Rank	TAB	Horse/Jockey	Barrier	Top Speed [km/h]	Fastest Section					Margin	Distance Travelled [m]	
1	3	<b>EUREKA'S VICTORY</b> Georgina Cartwright	1	64.8 2000m	0:11.29 2000m	0:50.63 [1] (0:12.38)	0:38.25 [1] (0:12.22)	0:26.03 [1] (0:12.81)	0:13.22 [1] (0:13.22)	2:15.91	0:38.25	
2	9	<b>I PREFER MINTIES</b> Ben Thompson	8	64.7 2000m	0:11.44 2000m	0:50.34 [7] (0:12.30)	0:38.04 [3] (0:12.10)	0:25.94 [2] (0:12.79)	0:13.15 [2] (0:13.15)	2.5L	0:38.04	+9
3	6	<b>MASTER OF MENACE</b> Karl Zechner	6	66.2 2000m	0:11.21 2000m	0:50.47 [6] (0:12.57)	0:37.90 [6] (0:12.55)	0:25.35 [4] (0:12.82)	0:12.53 [4] (0:12.53)	2.9L	0:37.90	+2
4	7	<b>CHAYSE 'N' NOAH</b> Mark Du Plessis	2	63.9 2000m	0:11.34 2000m	0:51.07 [4] (0:12.53)	0:38.54 [2] (0:12.63)	0:25.91 [3] (0:12.92)	0:12.99 [3] (0:12.99)	4.9L	0:38.54	+0
5	4	<b>GOLD SAMURAI</b> Sean Cormack	9	64.9 Overall	0:11.47 2000m	0:50.97 [9] (0:12.29)	0:38.68 [9] (0:12.49)	0:26.19 [6] (0:13.05)	0:13.14 [5] (0:13.14)	8.7L	0:38.68	+13
6	1	<b>BURN THE BOATS</b> Brooke Ainsworth	10	65.1 2000m	0:11.42 2000m	0:51.70 [10] (0:12.61)	0:39.09 [10] (0:12.73)	0:26.36 [8] (0:13.10)	0:13.26 [7] (0:13.26)	13L	0:39.09	+5
7	5	<b>IL TORO D'ORO</b> Larry Cassidy	5	65.8 1800m	0:11.11 2000m	0:52.63 [5] (0:12.49)	0:40.14 [5] (0:12.82)	0:27.32 [5] (0:13.45)	0:13.87 [6] (0:13.87)	14.5L	0:40.14	+10
8	2	<b>DESTINATION SYDNEY</b> Jason Taylor	4	64.8 1800m	0:11.47 2000m	0:53.20 [8] (0:12.59)	0:40.61 [8] (0:13.06)	0:27.55 [7] (0:13.83)	0:13.72 [8] (0:13.72)	19.3L	0:40.61	+12
9	10	<b>SLICK HEELS</b> Melea Castle	7	66.2 2000m	0:11.12 2000m	0:57.39 [2] (0:12.90)	0:44.49 [4] (0:13.59)	0:30.90 [9] (0:14.96)	0:15.94 [9] (0:15.94)	39.6L	0:44.49	+11
10	8	<b>DOUBLE OH SEVEN</b> Martin Harley	3	66.2 1800m	0:11.26 2000m	1:04.87 [3] (0:12.94)	0:51.93 [7] (0:13.85)	0:38.08 [10] (0:16.90)	0:21.18 [10] (0:21.18)	84.9L	0:51.93	+6



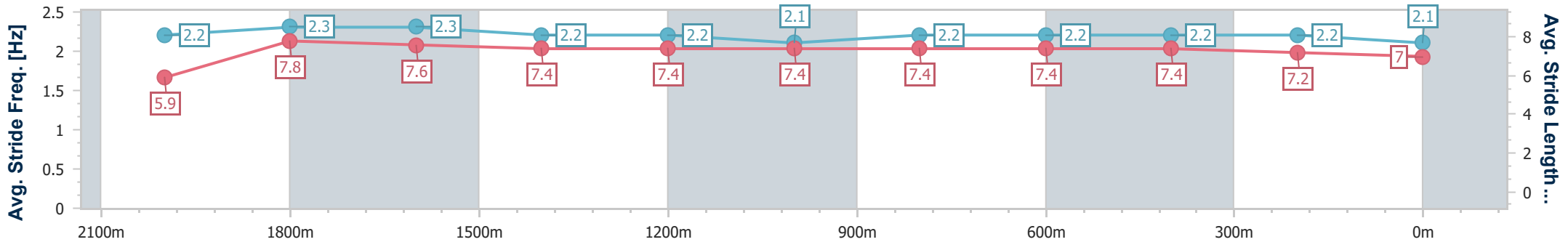
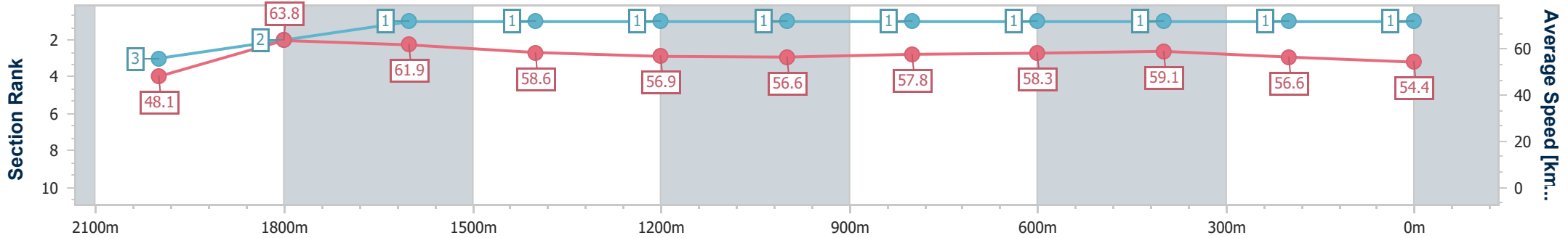
Horse/Jockey Name	Eureka's Victory
Final Rank	1
Fastest Section Time (Section)	0:11.29 (2000m)
Top Speed [km/h] (Section)	64.8 (2000m)
Race State	Finished



Ipswich QLD Professional  
 Race 6: KINGSLEY LAWSON LAWYERS Maiden Plate - 2170m  
 07 December 2022 - 17:11  
 Track Rating: Good 3, Weather: Fine, Rail Position: +4m Entire Course



Section	Overall	2000m	1800m	1600m	1400m	1200m	1000m	800m	600m	400m	200m
Section Times	2:15.91 [1] (0:12.73)	2:03.18 [3] (0:11.29)	1:51.89 [2] (0:11.47)	1:40.42 [1] (0:12.23)	1:28.19 [1] (0:12.46)	1:15.73 [1] (0:12.63)	1:03.10 [1] (0:12.47)	0:50.63 [1] (0:12.38)	0:38.25 [1] (0:12.22)	0:26.03 [1] (0:12.81)	0:13.22 [1] (0:13.22)
Average Speed [km/h]	48.1	63.8	61.9	58.6	56.9	56.6	57.8	58.3	59.1	56.6	54.4
Top Speed [km/h]	64.8	64.8	63.7	60.2	57.4	58.2	58.7	59.7	60.7	57.6	55.7
Avg. Dist. to Rail [m]	1.8	0.2	1.7	3.6	3.4	1.6	0.3	0.7	1.4	1.6	1.3
Avg. Stride Freq. [Hz]	2.2	2.3	2.3	2.2	2.2	2.1	2.2	2.2	2.2	2.2	2.1
Avg. Stride Length [m]	5.9	7.8	7.6	7.4	7.4	7.4	7.4	7.4	7.4	7.2	7.0



- [ ] Ranking at each section and finish
- .-.- No data available at this section
- NA No data available



Horse/Jockey Name	I Prefer Minties
Final Rank	2
Fastest Section Time (Section)	0:11.44 (2000m)
Top Speed [km/h] (Section)	64.7 (2000m)
Race State	Finished



Ipswich QLD Professional

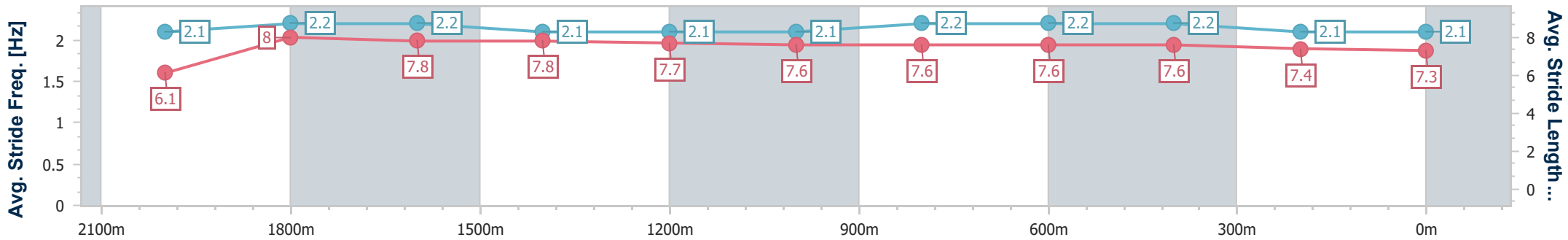
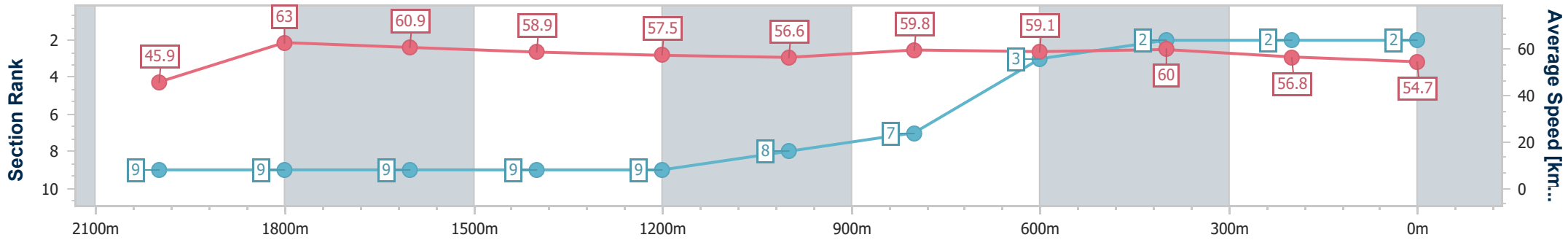
Race 6: KINGSLEY LAWSON LAWYERS Maiden Plate - 2170m



07 December 2022 - 17:11

Track Rating: Good 3, Weather: Fine, Rail Position: +4m Entire Course

Section	Overall	2000m	1800m	1600m	1400m	1200m	1000m	800m	600m	400m	200m
Section Times	2:16.37 [2] (0:13.34)	2:03.03 [9] (0:11.44)	1:51.59 [9] (0:11.84)	1:39.75 [9] (0:12.21)	1:27.54 [9] (0:12.44)	1:15.10 [9] (0:12.67)	1:02.43 [8] (0:12.09)	0:50.34 [7] (0:12.30)	0:38.04 [3] (0:12.10)	0:25.94 [2] (0:12.79)	0:13.15 [2] (0:13.15)
Average Speed [km/h]	45.9	63.0	60.9	58.9	57.5	56.6	59.8	59.1	60.0	56.8	54.7
Top Speed [km/h]	64.7	64.7	62.8	59.7	58.5	58.9	61.8	60.7	61.0	58.7	55.9
Avg. Dist. to Rail [m]	7.6	1.2	0.4	1.2	1.6	1.3	1.3	2.6	2.7	3.0	5.6
Avg. Stride Freq. [Hz]	2.1	2.2	2.2	2.1	2.1	2.1	2.2	2.2	2.2	2.1	2.1
Avg. Stride Length [m]	6.1	8.0	7.8	7.8	7.7	7.6	7.6	7.6	7.6	7.4	7.3



- [ ] Ranking at each section and finish
- .-.- No data available at this section
- NA No data available



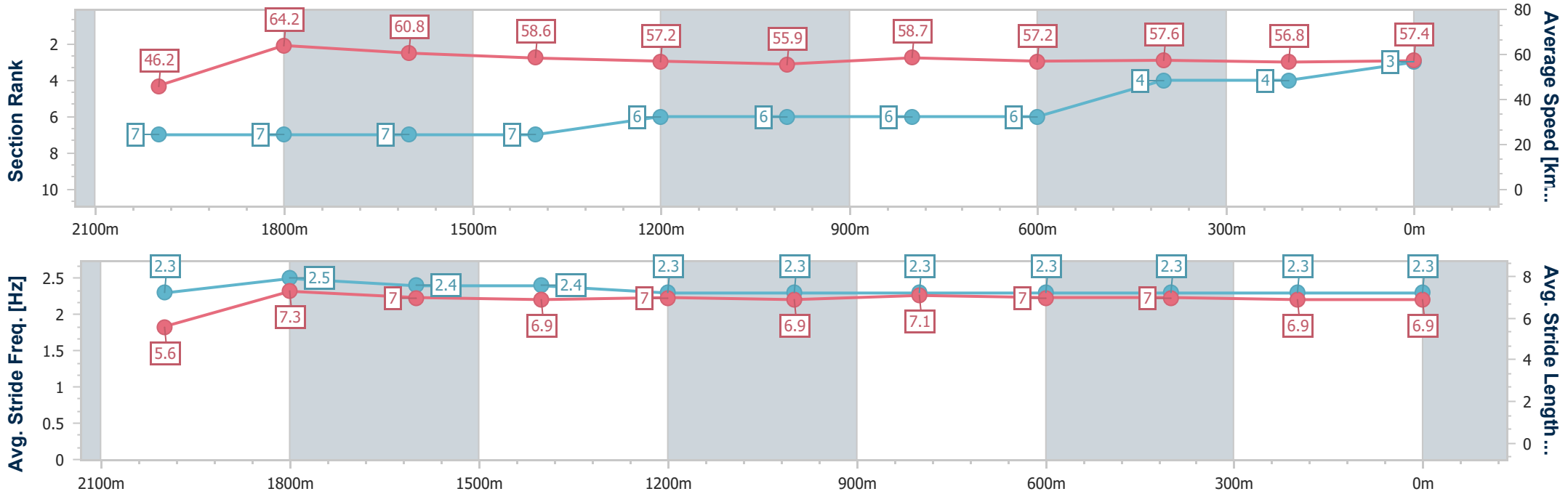
Horse/Jockey Name	Master Of Menace
Final Rank	3
Fastest Section Time (Section)	0:11.21 (2000m)
Top Speed [km/h] (Section)	66.2 (2000m)
Race State	Finished



Ipswich QLD Professional  
 Race 6: KINGSLEY LAWSON LAWYERS Maiden Plate - 2170m  
 07 December 2022 - 17:11  
 Track Rating: Good 3, Weather: Fine, Rail Position: +4m Entire Course



Section	Overall	2000m	1800m	1600m	1400m	1200m	1000m	800m	600m	400m	200m
Section Times	2:16.45 [3] (0:13.26)	2:03.19 [7] (0:11.21)	1:51.98 [7] (0:11.73)	1:40.25 [7] (0:12.25)	1:28.00 [7] (0:12.46)	1:15.54 [6] (0:12.80)	1:02.74 [6] (0:12.27)	0:50.47 [6] (0:12.57)	0:37.90 [6] (0:12.55)	0:25.35 [4] (0:12.82)	0:12.53 [4] (0:12.53)
Average Speed [km/h]	46.2	64.2	60.8	58.6	57.2	55.9	58.7	57.2	57.6	56.8	57.4
Top Speed [km/h]	65.3	66.2	63.6	60.1	58.2	57.8	60.1	58.3	58.6	58.4	58.5
Avg. Dist. to Rail [m]	5.3	0.7	1.3	2.2	2.2	1.4	0.5	0.2	0.8	3.3	4.9
Avg. Stride Freq. [Hz]	2.3	2.5	2.4	2.4	2.3	2.3	2.3	2.3	2.3	2.3	2.3
Avg. Stride Length [m]	5.6	7.3	7.0	6.9	7.0	6.9	7.1	7.0	7.0	6.9	6.9



- [ ] Ranking at each section and finish
- .-.- No data available at this section
- NA No data available



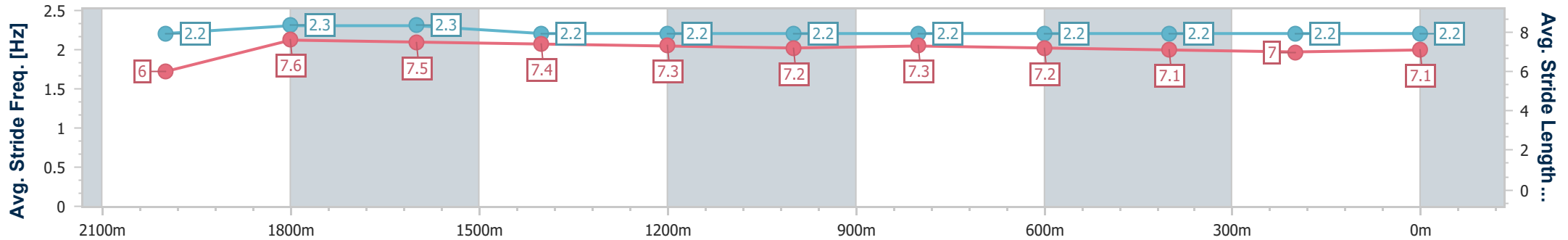
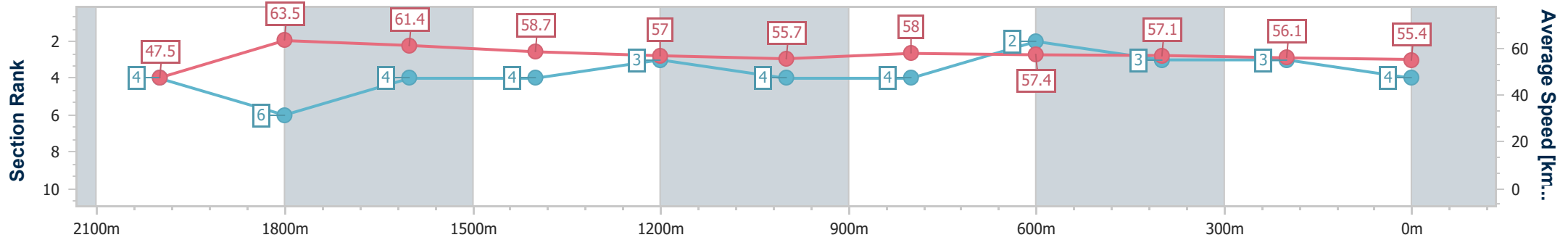
Horse/Jockey Name	Chayse 'N' Noah
Final Rank	4
Fastest Section Time (Section)	0:11.34 (2000m)
Top Speed [km/h] (Section)	63.9 (2000m)
Race State	Finished



Ipswich QLD Professional  
 Race 6: KINGSLEY LAWSON LAWYERS Maiden Plate - 2170m  
 07 December 2022 - 17:11  
 Track Rating: Good 3, Weather: Fine, Rail Position: +4m Entire Course



Section	Overall	2000m	1800m	1600m	1400m	1200m	1000m	800m	600m	400m	200m
Section Times	2:16.82 [4] (0:12.90)	2:03.92 [4] (0:11.34)	1:52.58 [6] (0:11.61)	1:40.97 [4] (0:12.23)	1:28.74 [4] (0:12.50)	1:16.24 [3] (0:12.82)	1:03.42 [4] (0:12.35)	0:51.07 [4] (0:12.53)	0:38.54 [2] (0:12.63)	0:25.91 [3] (0:12.92)	0:12.99 [3] (0:12.99)
Average Speed [km/h]	47.5	63.5	61.4	58.7	57.0	55.7	58.0	57.4	57.1	56.1	55.4
Top Speed [km/h]	63.5	63.9	63.6	59.7	57.6	56.6	58.7	57.8	58.2	56.5	56.5
Avg. Dist. to Rail [m]	2.7	0.3	1.0	2.3	2.5	1.8	1.1	0.6	0.6	2.1	3.9
Avg. Stride Freq. [Hz]	2.2	2.3	2.3	2.2	2.2	2.2	2.2	2.2	2.2	2.2	2.2
Avg. Stride Length [m]	6.0	7.6	7.5	7.4	7.3	7.2	7.3	7.2	7.1	7.0	7.1



- [ ] Ranking at each section and finish
- .-.- No data available at this section
- NA No data available



Horse/Jockey Name	Gold Samurai
Final Rank	5
Fastest Section Time (Section)	0:11.47 (2000m)
Top Speed [km/h] (Section)	64.9 (Overall)
Race State	Finished



Ipswich QLD Professional

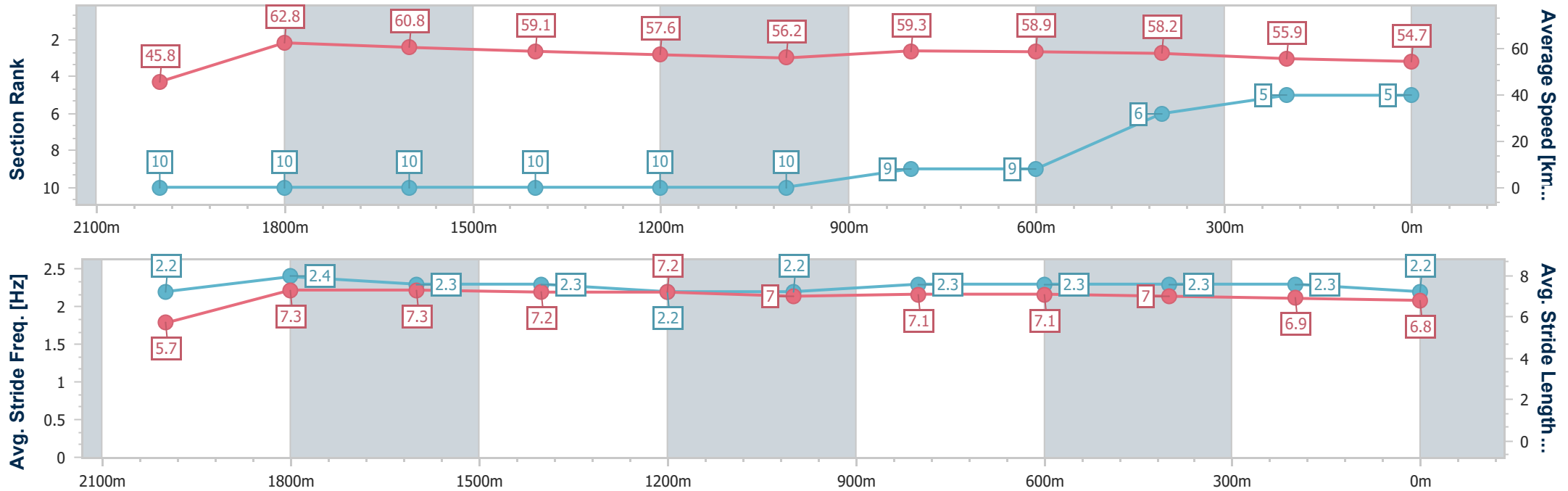
Race 6: KINGSLEY LAWSON LAWYERS Maiden Plate - 2170m



07 December 2022 - 17:11

Track Rating: Good 3, Weather: Fine, Rail Position: +4m Entire Course

Section	Overall	2000m	1800m	1600m	1400m	1200m	1000m	800m	600m	400m	200m		
Section Times	2:17.47 [5] (0:13.38)	2:04.09 [10] (0:11.47)	1:52.62 [10] (0:11.88)	1:40.74 [10] (0:12.19)	1:28.55 [10] (0:12.53)	1:16.02 [10] (0:12.90)	1:03.12 [10] (0:12.15)	0:50.97 [9] (0:12.29)	0:38.68 [9] (0:12.49)	0:26.19 [6] (0:13.05)	0:13.14 [5] (0:13.14)		
Average Speed [km/h]	45.8	62.8	60.8	59.1	57.6	56.2	59.3	58.9	58.2	55.9	54.7		
Top Speed [km/h]	64.9	64.8	63.1	60.5	58.5	57.9	60.5	59.9	59.4	56.4	56.3		
Avg. Dist. to Rail [m]	8.5	1.5	0.6	0.6	0.6	1.4	1.0	1.1	2.5	3.8	6.8		
Avg. Stride Freq. [Hz]	2.2	2.4	2.3	2.3	2.2	2.2	2.3	2.3	2.3	2.3	2.2		
Avg. Stride Length [m]	5.7	7.3	7.3	7.2	7.2	7.0	7.1	7.1	7.0	6.9	6.8		



- [ ] Ranking at each section and finish
- .-.- No data available at this section
- NA No data available



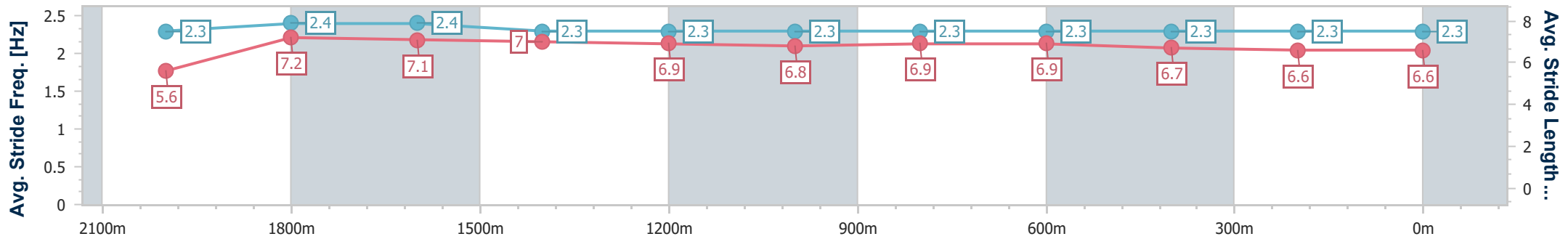
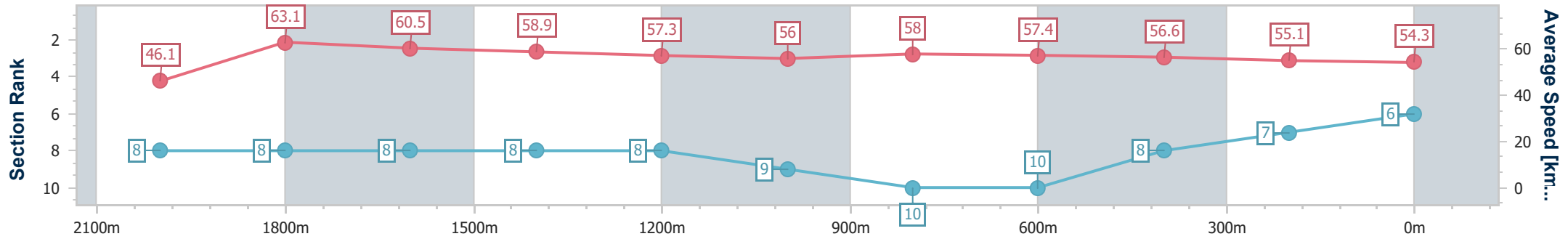
Horse/Jockey Name	Burn The Boats
Final Rank	6
Fastest Section Time (Section)	0:11.42 (2000m)
Top Speed [km/h] (Section)	65.1 (2000m)
Race State	Finished



Ipswich QLD Professional  
 Race 6: KINGSLEY LAWSON LAWYERS Maiden Plate - 2170m  
 07 December 2022 - 17:11  
 Track Rating: Good 3, Weather: Fine, Rail Position: +4m Entire Course



Section	Overall	2000m	1800m	1600m	1400m	1200m	1000m	800m	600m	400m	200m
Section Times	2:18.23 [6] (0:13.29)	2:04.94 [8] (0:11.42)	1:53.52 [8] (0:11.81)	1:41.71 [8] (0:12.21)	1:29.50 [8] (0:12.51)	1:16.99 [8] (0:12.84)	1:04.15 [9] (0:12.45)	0:51.70 [10] (0:12.61)	0:39.09 [10] (0:12.73)	0:26.36 [8] (0:13.10)	0:13.26 [7] (0:13.26)
Average Speed [km/h]	46.1	63.1	60.5	58.9	57.3	56.0	58.0	57.4	56.6	55.1	54.3
Top Speed [km/h]	65.0	65.1	62.4	60.0	58.1	58.3	60.1	59.7	59.1	56.1	55.8
Avg. Dist. to Rail [m]	9.2	1.2	0.9	1.4	1.4	0.6	1.6	1.0	0.3	1.2	2.2
Avg. Stride Freq. [Hz]	2.3	2.4	2.4	2.3	2.3	2.3	2.3	2.3	2.3	2.3	2.3
Avg. Stride Length [m]	5.6	7.2	7.1	7.0	6.9	6.8	6.9	6.9	6.7	6.6	6.6



- [ ] Ranking at each section and finish
- .-.- No data available at this section
- NA No data available





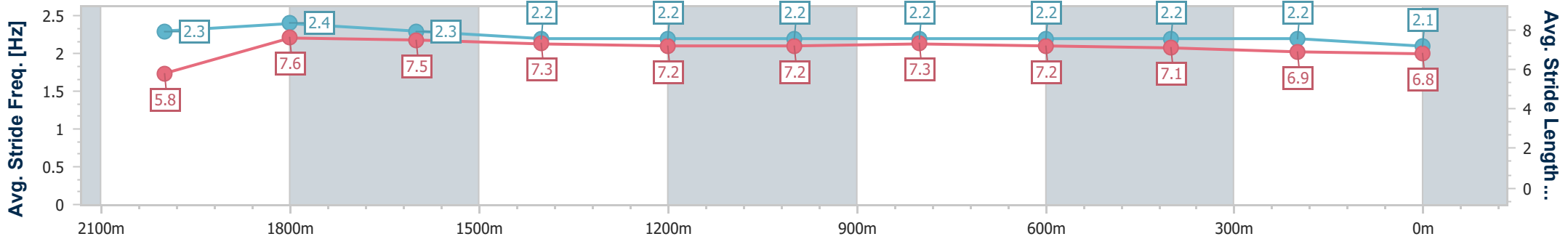
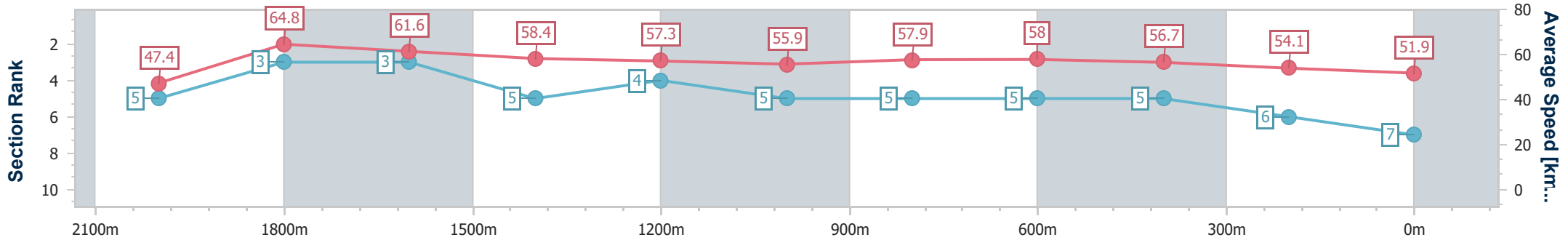
Horse/Jockey Name	Il Toro D'oro
Final Rank	7
Fastest Section Time (Section)	0:11.11 (2000m)
Top Speed [km/h] (Section)	65.8 (1800m)
Race State	Finished



Ipswich QLD Professional  
 Race 6: KINGSLEY LAWSON LAWYERS Maiden Plate - 2170m  
 07 December 2022 - 17:11  
 Track Rating: Good 3, Weather: Fine, Rail Position: +4m Entire Course



Section	Overall	2000m	1800m	1600m	1400m	1200m	1000m	800m	600m	400m	200m
Section Times	2:18.52 [7] (0:12.93)	2:05.59 [5] (0:11.11)	1:54.48 [3] (0:11.77)	1:42.71 [3] (0:12.31)	1:30.40 [5] (0:12.48)	1:17.92 [4] (0:12.84)	1:05.08 [5] (0:12.45)	0:52.63 [5] (0:12.49)	0:40.14 [5] (0:12.82)	0:27.32 [5] (0:13.45)	0:13.87 [6] (0:13.87)
Average Speed [km/h]	47.4	64.8	61.6	58.4	57.3	55.9	57.9	58.0	56.7	54.1	51.9
Top Speed [km/h]	65.4	65.5	65.8	59.6	57.9	56.9	58.8	59.1	59.1	55.4	53.9
Avg. Dist. to Rail [m]	5.9	3.5	1.4	1.1	1.5	0.9	0.5	1.6	2.5	3.5	5.1
Avg. Stride Freq. [Hz]	2.3	2.4	2.3	2.2	2.2	2.2	2.2	2.2	2.2	2.2	2.1
Avg. Stride Length [m]	5.8	7.6	7.5	7.3	7.2	7.2	7.3	7.2	7.1	6.9	6.8



- [ ] Ranking at each section and finish
- .-.- No data available at this section
- NA No data available



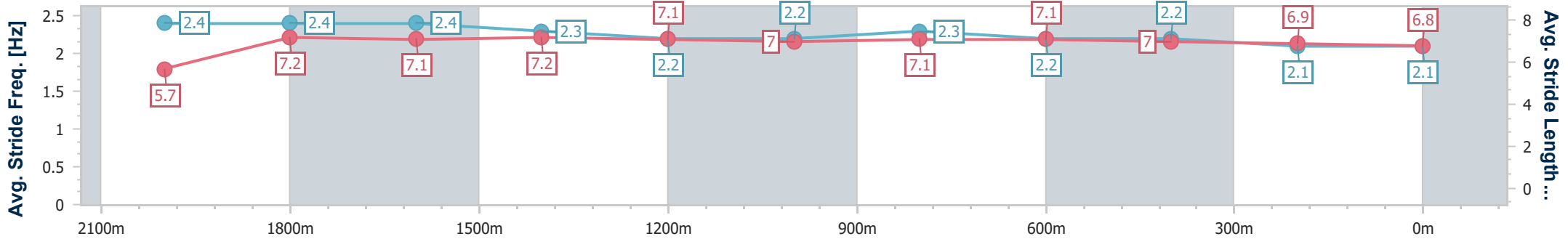
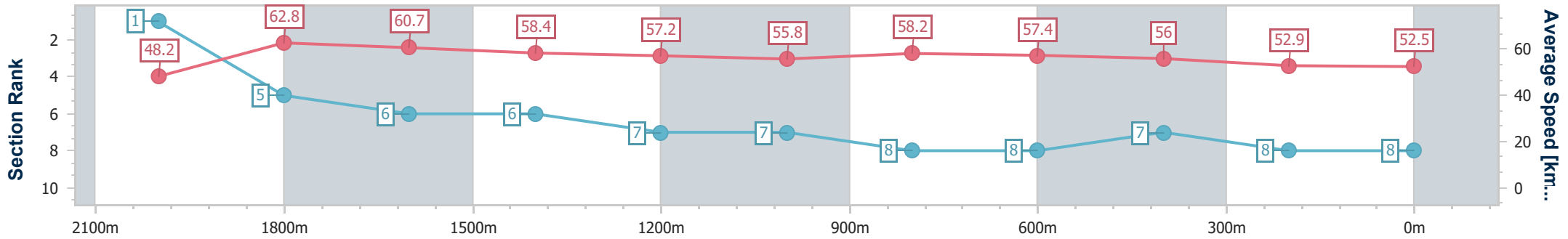
Horse/Jockey Name	Destination Sydney
Final Rank	8
Fastest Section Time (Section)	0:11.47 (2000m)
Top Speed [km/h] (Section)	64.8 (1800m)
Race State	Finished



Ipswich QLD Professional  
 Race 6: KINGSLEY LAWSON LAWYERS Maiden Plate - 2170m  
 07 December 2022 - 17:11  
 Track Rating: Good 3, Weather: Fine, Rail Position: +4m Entire Course



Section	Overall	2000m	1800m	1600m	1400m	1200m	1000m	800m	600m	400m	200m		
Section Times	2:19.37 [8] (0:12.70)	2:06.67 [1] (0:11.47)	1:55.20 [5] (0:11.92)	1:43.28 [6] (0:12.33)	1:30.95 [6] (0:12.55)	1:18.40 [7] (0:12.86)	1:05.54 [7] (0:12.34)	0:53.20 [8] (0:12.59)	0:40.61 [8] (0:13.06)	0:27.55 [7] (0:13.83)	0:13.72 [8] (0:13.72)		
Average Speed [km/h]	48.2	62.8	60.7	58.4	57.2	55.8	58.2	57.4	56.0	52.9	52.5		
Top Speed [km/h]	61.5	63.6	64.8	59.2	58.6	58.0	59.6	58.2	58.6	53.9	52.8		
Avg. Dist. to Rail [m]	3.9	1.4	0.6	0.6	0.9	0.5	0.4	0.9	3.8	4.9	5.9		
Avg. Stride Freq. [Hz]	2.4	2.4	2.4	2.3	2.2	2.2	2.3	2.2	2.2	2.1	2.1		
Avg. Stride Length [m]	5.7	7.2	7.1	7.2	7.1	7.0	7.1	7.1	7.0	6.9	6.8		



- [ ] Ranking at each section and finish
- .-.- No data available at this section
- NA No data available



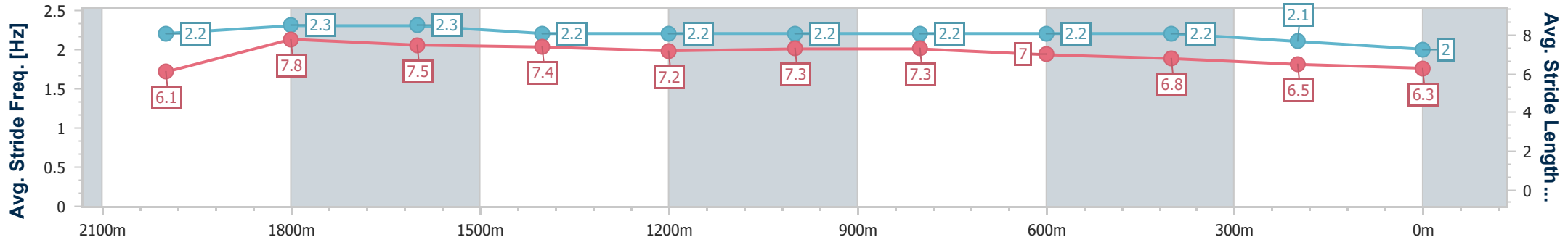
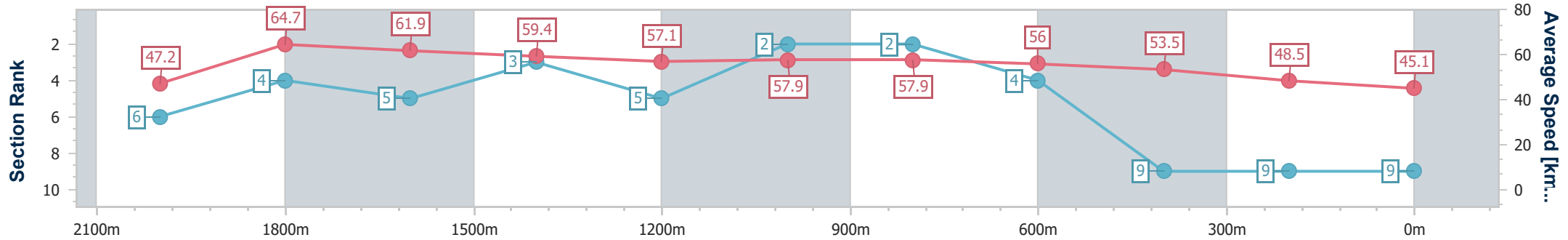
Horse/Jockey Name	Slick Heels
Final Rank	9
Fastest Section Time (Section)	0:11.12 (2000m)
Top Speed [km/h] (Section)	66.2 (2000m)
Race State	Finished



Ipswich QLD Professional  
 Race 6: KINGSLEY LAWSON LAWYERS Maiden Plate - 2170m  
 07 December 2022 - 17:11  
 Track Rating: Good 3, Weather: Fine, Rail Position: +4m Entire Course



Section	Overall	2000m	1800m	1600m	1400m	1200m	1000m	800m	600m	400m	200m
Section Times	2:22.84 [9] (0:12.99)	2:09.85 [6] (0:11.12)	1:58.73 [4] (0:11.84)	1:46.89 [5] (0:12.11)	1:34.78 [3] (0:12.58)	1:22.20 [5] (0:12.41)	1:09.79 [2] (0:12.40)	0:57.39 [2] (0:12.90)	0:44.49 [4] (0:13.59)	0:30.90 [9] (0:14.96)	0:15.94 [9] (0:15.94)
Average Speed [km/h]	47.2	64.7	61.9	59.4	57.1	57.9	57.9	56.0	53.5	48.5	45.1
Top Speed [km/h]	63.4	66.2	65.5	61.9	57.8	58.9	58.5	57.8	56.3	51.4	46.9
Avg. Dist. to Rail [m]	7.7	4.6	2.4	0.6	0.4	0.3	0.9	0.7	2.2	1.8	2.1
Avg. Stride Freq. [Hz]	2.2	2.3	2.3	2.2	2.2	2.2	2.2	2.2	2.2	2.1	2.0
Avg. Stride Length [m]	6.1	7.8	7.5	7.4	7.2	7.3	7.3	7.0	6.8	6.5	6.3



- [ ] Ranking at each section and finish
- .-.- No data available at this section
- NA No data available



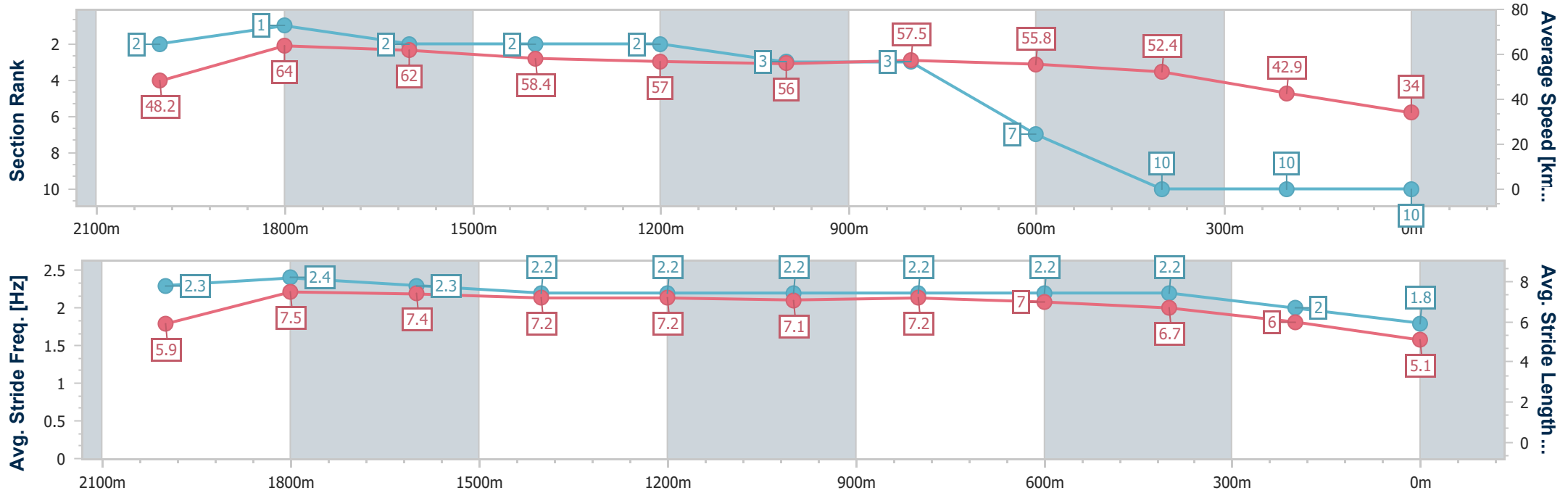
Horse/Jockey Name	Double Oh Seven
Final Rank	10
Fastest Section Time (Section)	0:11.26 (2000m)
Top Speed [km/h] (Section)	66.2 (1800m)
Race State	Finished



Ipswich QLD Professional  
 Race 6: KINGSLEY LAWSON LAWYERS Maiden Plate - 2170m  
 07 December 2022 - 17:11  
 Track Rating: Good 3, Weather: Fine, Rail Position: +4m Entire Course



Section	Overall	2000m	1800m	1600m	1400m	1200m	1000m	800m	600m	400m	200m	
Section Times	2:30.57 [10] (0:12.71)	2:17.86 [2] (0:11.26)	2:06.60 [1] (0:11.57)	1:55.03 [2] (0:12.31)	1:42.72 [2] (0:12.54)	1:30.18 [2] (0:12.80)	1:17.38 [3] (0:12.51)	1:04.87 [3] (0:12.94)	0:51.93 [7] (0:13.85)	0:38.08 [10] (0:16.90)	0:21.18 [10] (0:21.18)	
Average Speed [km/h]	48.2	64.0	62.0	58.4	57.0	56.0	57.5	55.8	52.4	42.9	34.0	
Top Speed [km/h]	63.0	66.0	66.2	59.3	57.9	57.2	58.3	56.9	54.6	48.9	40.9	
Avg. Dist. to Rail [m]	4.1	2.3	0.7	1.3	1.4	0.9	0.3	0.5	1.9	2.6	3.6	
Avg. Stride Freq. [Hz]	2.3	2.4	2.3	2.2	2.2	2.2	2.2	2.2	2.2	2.0	1.8	
Avg. Stride Length [m]	5.9	7.5	7.4	7.2	7.2	7.1	7.2	7.0	6.7	6.0	5.1	



- [ ] Ranking at each section and finish
- .-.- No data available at this section
- NA No data available