

Track Rating: Good 3, Weather: Fine, Rail Position: +4m Entire Course

Section														
Field Times	Overall	1400m	1200m	1000m	800m	600m	400m	Last 600m						
	1:44.20 (0:19.58)	1:24.62 (0:11.95)	1:12.67 (0:12.39)	1:00.28 (0:12.46)	0:47.82 (0:12.05)	0:35.77 (0:11.96)	0:23.81 (0:11.99)	0:35.77						
Rank	TAB	Horse/Jockey	Barrier	Top Speed [km/h]	Fastest Section								Distance Travelled [m]	
1	6	WITCH DAY Stephanie Thornton	4	63.7 400m	0:11.69 200m	1:44.20 [1] (0:20.13)	1:24.07 [6] (0:12.06)	1:12.01 [6] (0:12.43)	0:59.58 [6] (0:12.34)	0:47.24 [6] (0:12.00)	0:35.24 [8] (0:11.77)	0:23.47 [6] (0:11.78)	0:35.24	
2	7	FORBIDDEN ONE Jaden Lloyd	2	64.3 1400m	0:11.87 600m	1:44.34 [2] (0:19.90)	1:24.44 [3] (0:12.01)	1:12.43 [3] (0:12.41)	1:00.02 [4] (0:12.34)	0:47.68 [4] (0:11.97)	0:35.71 [5] (0:11.87)	0:23.84 [3] (0:11.88)	0:35.71	+3
3	1	STORM HARBOUR Jag Guthmann-Chester	3	62.0 1400m	0:11.89 600m	1:44.67 [3] (0:19.77)	1:24.90 [2] (0:11.96)	1:12.94 [2] (0:12.40)	1:00.54 [2] (0:12.41)	0:48.13 [2] (0:11.96)	0:36.17 [2] (0:11.89)	0:24.28 [1] (0:12.05)	0:36.17	+3
4	3	SCILAGO Micheal Hellyer	5	62.4 400m	0:11.80 800m	1:44.70 [4] (0:20.28)	1:24.42 [7] (0:12.10)	1:12.32 [7] (0:12.49)	0:59.83 [7] (0:12.17)	0:47.66 [7] (0:11.80)	0:35.86 [6] (0:11.90)	0:23.96 [7] (0:11.83)	0:35.86	+6
5	8	WHISTLE HOFF Wanderson D'Avila	7	62.5 800m	0:11.74 800m	1:45.01 [5] (0:20.35)	1:24.66 [8] (0:12.07)	1:12.59 [8] (0:12.51)	1:00.08 [8] (0:12.23)	0:47.85 [8] (0:11.74)	0:36.11 [7] (0:11.93)	0:24.18 [8] (0:11.88)	0:36.11	+8
6	4	MOJO BABY Gary Geran	1	61.9 600m	0:11.92 600m	1:45.08 [6] (0:20.03)	1:25.05 [5] (0:11.97)	1:13.08 [4] (0:12.37)	1:00.71 [3] (0:12.37)	0:48.34 [3] (0:11.99)	0:36.35 [4] (0:11.92)	0:24.43 [4] (0:12.04)	0:36.35	-4
7	2	NIRVANA NINJA Georgina Cartwright	6	61.2 1400m	0:11.95 1400m	1:45.31 [7] (0:19.58)	1:25.73 [1] (0:11.95)	1:13.78 [1] (0:12.39)	1:01.39 [1] (0:12.46)	0:48.93 [1] (0:12.05)	0:36.88 [1] (0:11.97)	0:24.91 [2] (0:12.06)	0:36.88	+0
8	5	SIDEWALK Robbie Fradd	8	61.9 800m	0:11.85 800m	1:46.38 [8] (0:20.00)	1:26.38 [4] (0:12.13)	1:14.25 [5] (0:12.49)	1:01.76 [5] (0:12.21)	0:49.55 [5] (0:11.85)	0:37.70 [3] (0:12.00)	0:25.70 [5] (0:12.37)	0:37.70	+6



Ipswich QLD Professional

Race 3: SIRROMET RATINGS BAND 0 - 58 Handicap - 1680m

07 December 2022 - 15:23



Track Rating: Good 3, Weather: Fine, Rail Position: +4m Entire Course

Section				200m				Last 600m	
Field Times				0:11.82 (0:11.82)				0:35.77	
Rank	TAB	Horse/Jockey	Barrier	Top Speed [km/h]	Fastest Section	Margin			Distance Travelled [m]
1	6	WITCH DAY Stephanie Thornton	4	63.7 400m	0:11.69 200m	0:11.69 [4] (0:11.69)	1:44.20		0:35.24
2	7	FORBIDDEN ONE Jaden Lloyd	2	64.3 1400m	0:11.87 600m	0:11.96 [2] (0:11.96)	0.8L		0:35.71 +3
3	1	STORM HARBOUR Jag Guthmann-Chester	3	62.0 1400m	0:11.89 600m	0:12.23 [1] (0:12.23)	2.6L		0:36.17 +3
4	3	SCILAGO Micheal Hellyer	5	62.4 400m	0:11.80 800m	0:12.13 [5] (0:12.13)	2.8L		0:35.86 +6
5	8	WHISTLE HOFF Wanderson D'Avila	7	62.5 800m	0:11.74 800m	0:12.30 [7] (0:12.30)	4.6L		0:36.11 +8
6	4	MOJO BABY Gary Geran	1	61.9 600m	0:11.92 600m	0:12.39 [6] (0:12.39)	4.9L		0:36.35 -4
7	2	NIRVANA NINJA Georgina Cartwright	6	61.2 1400m	0:11.95 1400m	0:12.85 [3] (0:12.85)	6.2L		0:36.88 +0
8	5	SIDEWALK Robbie Fradd	8	61.9 800m	0:11.85 800m	0:13.33 [8] (0:13.33)	12.5L		0:37.70 +6

[] Ranking at each section and finish
 -:-:-:- No data available at this section
 NA No data available

SCN Saddle cloth number
 DNF Did not finish
 DNT Did not track



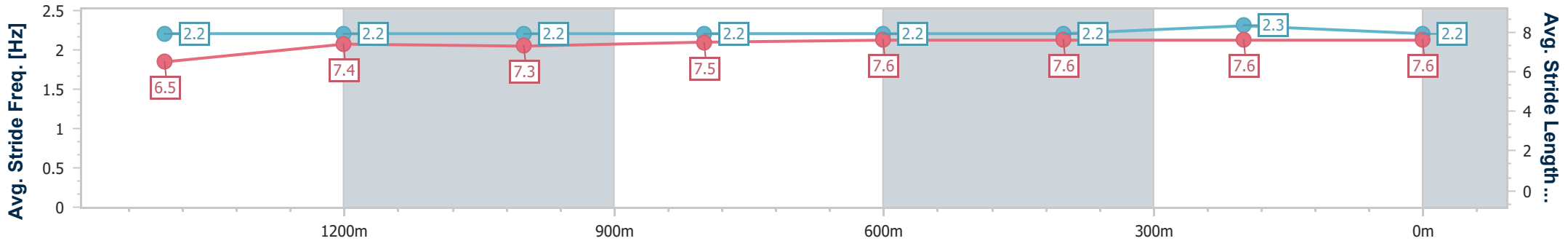
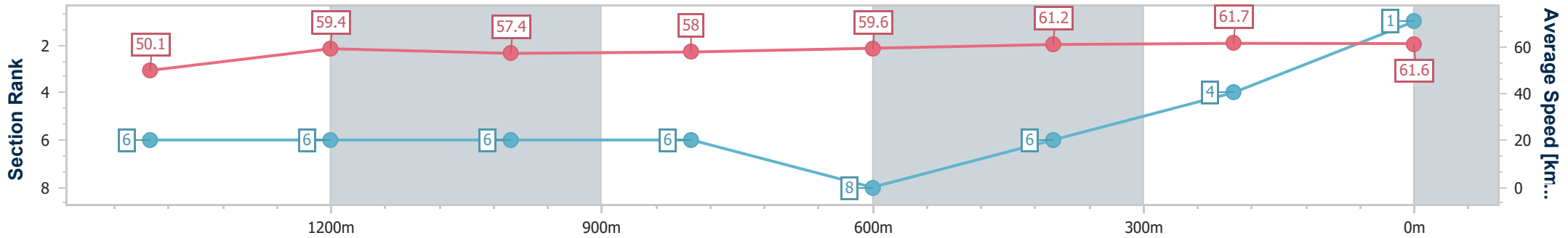
Horse/Jockey Name	Witch Day
Final Rank	1
Fastest Section Time (Section)	0:11.69 (200m)
Top Speed [km/h] (Section)	63.7 (400m)
Race State	Finished



Ipswich QLD Professional
 Race 3: SIRROMET RATINGS BAND 0 - 58 Handicap - 1680m
 07 December 2022 - 15:23
 Track Rating: Good 3, Weather: Fine, Rail Position: +4m Entire Course



Section	Overall	1400m	1200m	1000m	800m	600m	400m	200m
Section Times	1:44.20 [1] (0:20.13)	1:24.07 [6] (0:12.06)	1:12.01 [6] (0:12.43)	0:59.58 [6] (0:12.34)	0:47.24 [6] (0:12.00)	0:35.24 [8] (0:11.77)	0:23.47 [6] (0:11.78)	0:11.69 [4] (0:11.69)
Average Speed [km/h]	50.1	59.4	57.4	58.0	59.6	61.2	61.7	61.6
Top Speed [km/h]	60.3	60.7	58.3	58.8	60.8	62.5	63.7	62.5
Avg. Dist. to Rail [m]	3.9	1.0	2.2	2.2	1.6	0.6	3.7	7.2
Avg. Stride Freq. [Hz]	2.2	2.2	2.2	2.2	2.2	2.2	2.3	2.2
Avg. Stride Length [m]	6.5	7.4	7.3	7.5	7.6	7.6	7.6	7.6



- [] Ranking at each section and finish
- .-.- No data available at this section
- NA No data available



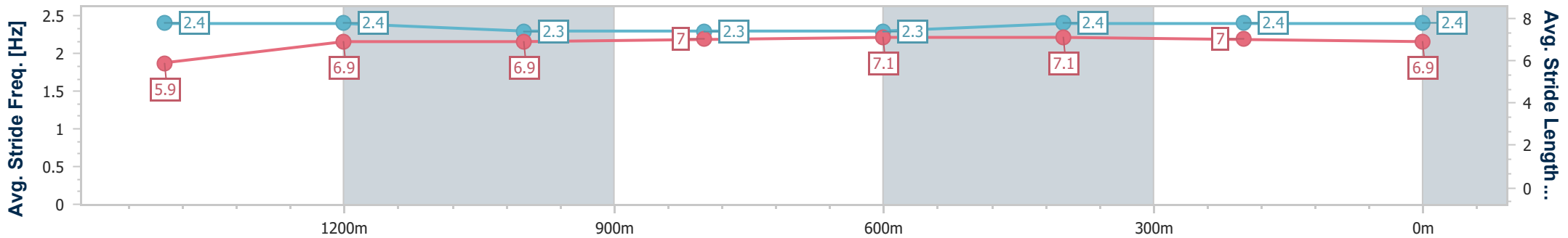
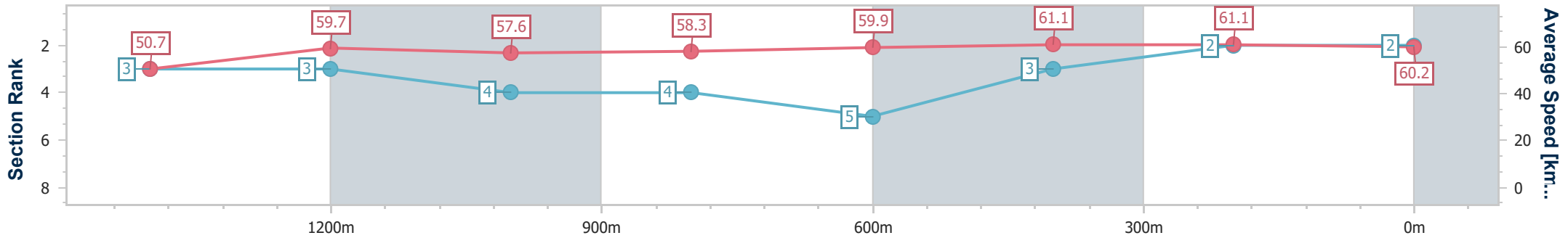
Horse/Jockey Name	Forbidden One
Final Rank	2
Fastest Section Time (Section)	0:11.87 (600m)
Top Speed [km/h] (Section)	64.3 (1400m)
Race State	Finished



Ipswich QLD Professional
 Race 3: SIRROMET RATINGS BAND 0 - 58 Handicap - 1680m
 07 December 2022 - 15:23
 Track Rating: Good 3, Weather: Fine, Rail Position: +4m Entire Course



Section	Overall	1400m	1200m	1000m	800m	600m	400m	200m
Section Times	1:44.34 [2] (0:19.90)	1:24.44 [3] (0:12.01)	1:12.43 [3] (0:12.41)	1:00.02 [4] (0:12.34)	0:47.68 [4] (0:11.97)	0:35.71 [5] (0:11.87)	0:23.84 [3] (0:11.88)	0:11.96 [2] (0:11.96)
Average Speed [km/h]	50.7	59.7	57.6	58.3	59.9	61.1	61.1	60.2
Top Speed [km/h]	60.4	64.3	58.9	59.2	62.3	62.2	63.2	62.1
Avg. Dist. to Rail [m]	1.2	0.8	1.6	0.9	0.5	1.4	3.1	4.9
Avg. Stride Freq. [Hz]	2.4	2.4	2.3	2.3	2.3	2.4	2.4	2.4
Avg. Stride Length [m]	5.9	6.9	6.9	7.0	7.1	7.1	7.0	6.9



- [] Ranking at each section and finish
- .-.- No data available at this section
- NA No data available



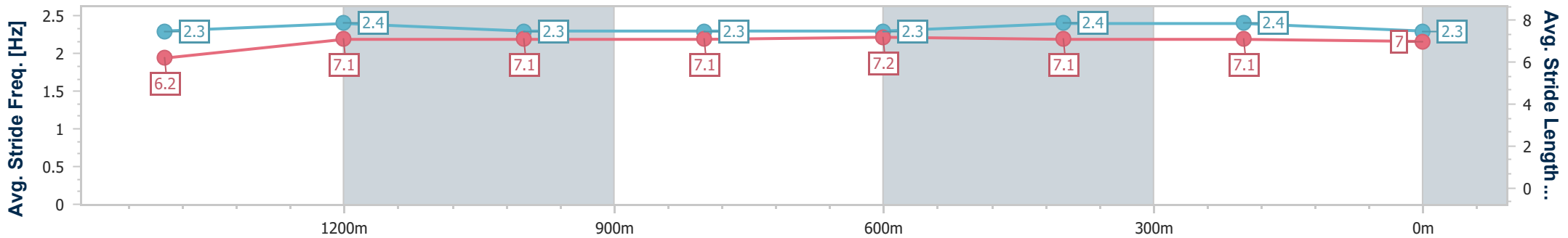
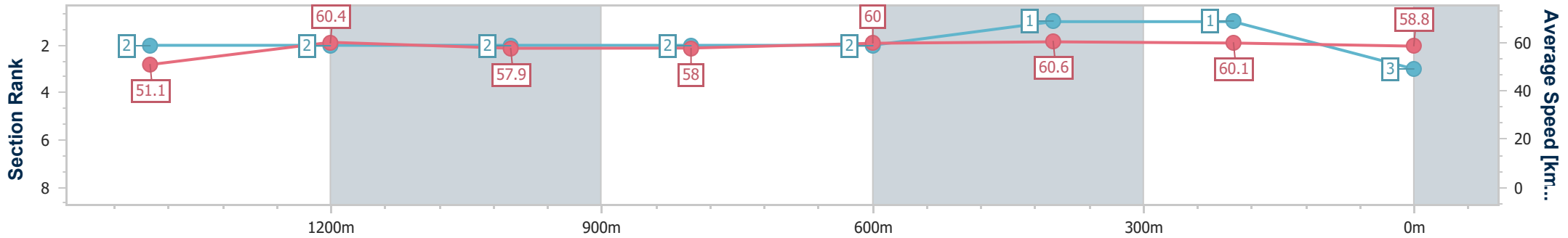
Horse/Jockey Name	Storm Harbour
Final Rank	3
Fastest Section Time (Section)	0:11.89 (600m)
Top Speed [km/h] (Section)	62.0 (1400m)
Race State	Finished



Ipswich QLD Professional
 Race 3: SIRROMET RATINGS BAND 0 - 58 Handicap - 1680m
 07 December 2022 - 15:23
 Track Rating: Good 3, Weather: Fine, Rail Position: +4m Entire Course



Section	Overall	1400m	1200m	1000m	800m	600m	400m	200m						
Section Times	1:44.67 [3] (0:19.77)	1:24.90 [2] (0:11.96)	1:12.94 [2] (0:12.40)	1:00.54 [2] (0:12.41)	0:48.13 [2] (0:11.96)	0:36.17 [2] (0:11.89)	0:24.28 [1] (0:12.05)	0:12.23 [1] (0:12.23)						
Average Speed [km/h]	51.1	60.4	57.9	58.0	60.0	60.6	60.1	58.8						
Top Speed [km/h]	61.3	62.0	58.7	58.3	61.4	61.2	60.8	60.3						
Avg. Dist. to Rail [m]	4.1	0.8	0.6	0.7	0.8	0.3	2.3	3.8						
Avg. Stride Freq. [Hz]	2.3	2.4	2.3	2.3	2.3	2.4	2.4	2.3						
Avg. Stride Length [m]	6.2	7.1	7.1	7.1	7.2	7.1	7.1	7.0						



- [] Ranking at each section and finish
- .-.- No data available at this section
- NA No data available



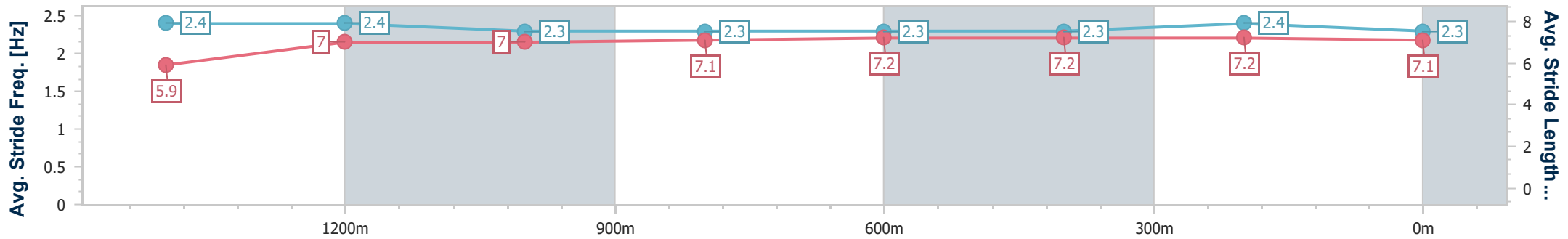
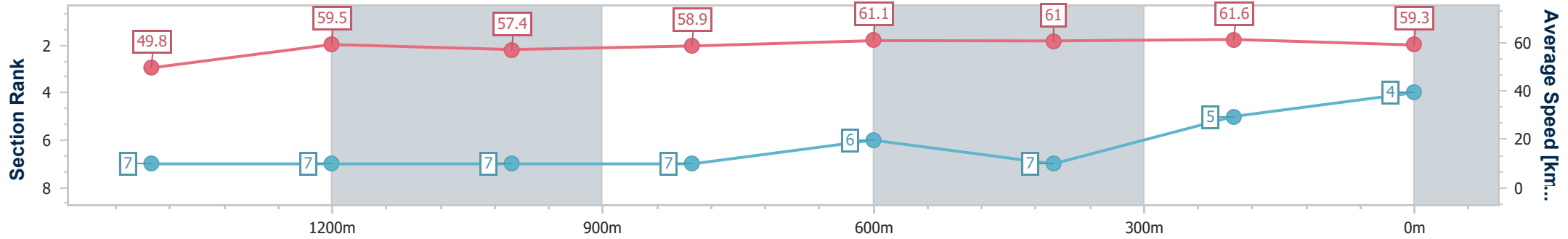
Horse/Jockey Name	Scilago
Final Rank	4
Fastest Section Time (Section)	0:11.80 (800m)
Top Speed [km/h] (Section)	62.4 (400m)
Race State	Finished



Ipswich QLD Professional
 Race 3: SIRROMET RATINGS BAND 0 - 58 Handicap - 1680m
 07 December 2022 - 15:23
 Track Rating: Good 3, Weather: Fine, Rail Position: +4m Entire Course



Section	Overall	1400m	1200m	1000m	800m	600m	400m	200m
Section Times	1:44.70 [4] (0:20.28)	1:24.42 [7] (0:12.10)	1:12.32 [7] (0:12.49)	0:59.83 [7] (0:12.17)	0:47.66 [7] (0:11.80)	0:35.86 [6] (0:11.90)	0:23.96 [7] (0:11.83)	0:12.13 [5] (0:12.13)
Average Speed [km/h]	49.8	59.5	57.4	58.9	61.1	61.0	61.6	59.3
Top Speed [km/h]	59.9	61.0	58.3	61.2	61.7	61.2	62.4	62.1
Avg. Dist. to Rail [m]	4.3	0.4	1.1	1.3	0.6	1.5	4.3	8.7
Avg. Stride Freq. [Hz]	2.4	2.4	2.3	2.3	2.3	2.3	2.4	2.3
Avg. Stride Length [m]	5.9	7.0	7.0	7.1	7.2	7.2	7.2	7.1



- [] Ranking at each section and finish
- .-.- No data available at this section
- NA No data available



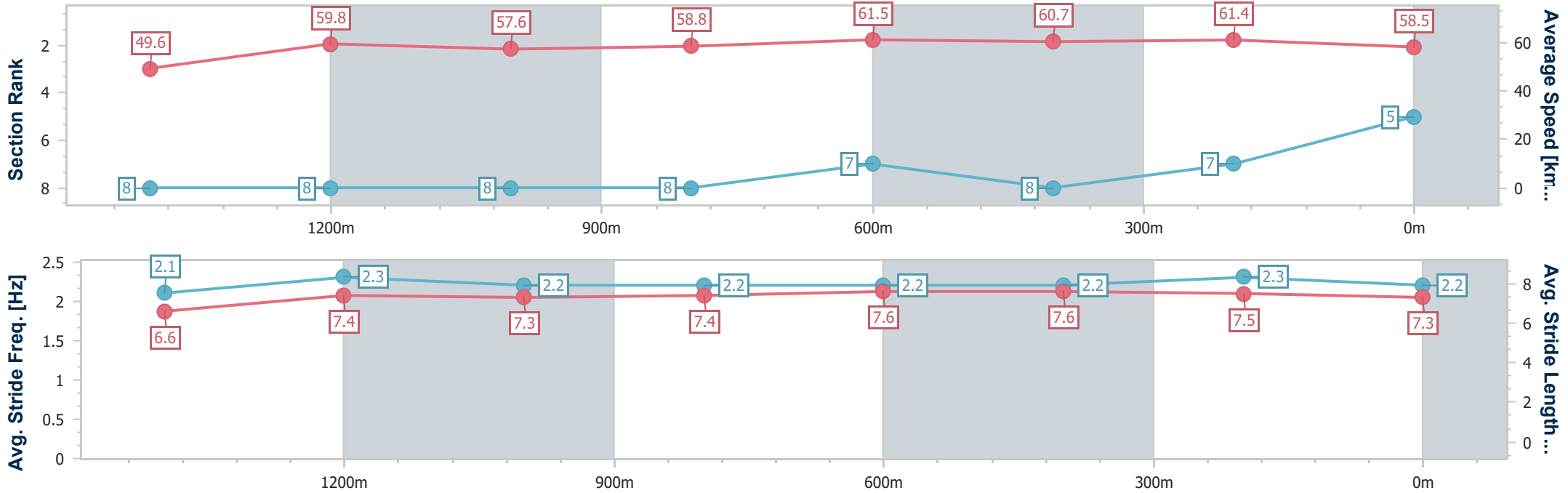
Horse/Jockey Name	Whistle Hoff
Final Rank	5
Fastest Section Time (Section)	0:11.74 (800m)
Top Speed [km/h] (Section)	62.5 (800m)
Race State	Finished



Ipswich QLD Professional
 Race 3: SIRROMET RATINGS BAND 0 - 58 Handicap - 1680m
 07 December 2022 - 15:23
 Track Rating: Good 3, Weather: Fine, Rail Position: +4m Entire Course



Section	Overall	1400m	1200m	1000m	800m	600m	400m	200m
Section Times	1:45.01 [5] (0:20.35)	1:24.66 [8] (0:12.07)	1:12.59 [8] (0:12.51)	1:00.08 [8] (0:12.23)	0:47.85 [8] (0:11.74)	0:36.11 [7] (0:11.93)	0:24.18 [8] (0:11.88)	0:12.30 [7] (0:12.30)
Average Speed [km/h]	49.6	59.8	57.6	58.8	61.5	60.7	61.4	58.5
Top Speed [km/h]	60.5	61.7	58.3	60.7	62.5	61.7	62.4	61.1
Avg. Dist. to Rail [m]	6.1	0.8	0.2	0.2	0.8	1.5	5.0	9.7
Avg. Stride Freq. [Hz]	2.1	2.3	2.2	2.2	2.2	2.2	2.3	2.2
Avg. Stride Length [m]	6.6	7.4	7.3	7.4	7.6	7.6	7.5	7.3



- [] Ranking at each section and finish
- .-.- No data available at this section
- NA No data available



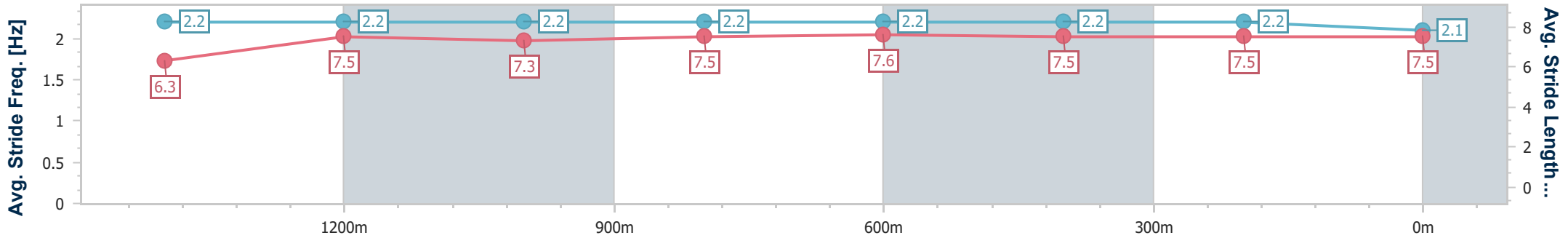
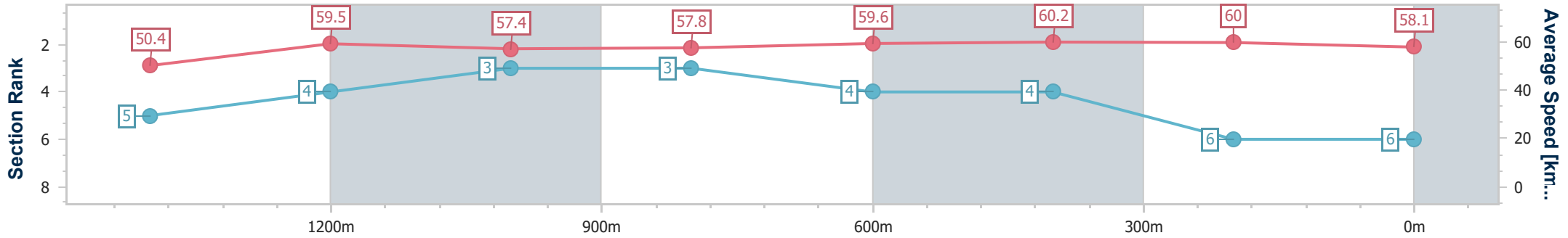
Horse/Jockey Name	Mojo Baby
Final Rank	6
Fastest Section Time (Section)	0:11.92 (600m)
Top Speed [km/h] (Section)	61.9 (600m)
Race State	Finished



Ipswich QLD Professional
 Race 3: SIRROMET RATINGS BAND 0 - 58 Handicap - 1680m
 07 December 2022 - 15:23
 Track Rating: Good 3, Weather: Fine, Rail Position: +4m Entire Course



Section	Overall	1400m	1200m	1000m	800m	600m	400m	200m
Section Times	1:45.08 [6] (0:20.03)	1:25.05 [5] (0:11.97)	1:13.08 [4] (0:12.37)	1:00.71 [3] (0:12.37)	0:48.34 [3] (0:11.99)	0:36.35 [4] (0:11.92)	0:24.43 [4] (0:12.04)	0:12.39 [6] (0:12.39)
Average Speed [km/h]	50.4	59.5	57.4	57.8	59.6	60.2	60.0	58.1
Top Speed [km/h]	60.6	60.6	58.3	58.6	61.3	61.9	61.2	58.9
Avg. Dist. to Rail [m]	2.2	2.0	3.0	2.6	2.2	0.8	1.7	4.5
Avg. Stride Freq. [Hz]	2.2	2.2	2.2	2.2	2.2	2.2	2.2	2.1
Avg. Stride Length [m]	6.3	7.5	7.3	7.5	7.6	7.5	7.5	7.5



- [] Ranking at each section and finish
- .-.- No data available at this section
- NA No data available



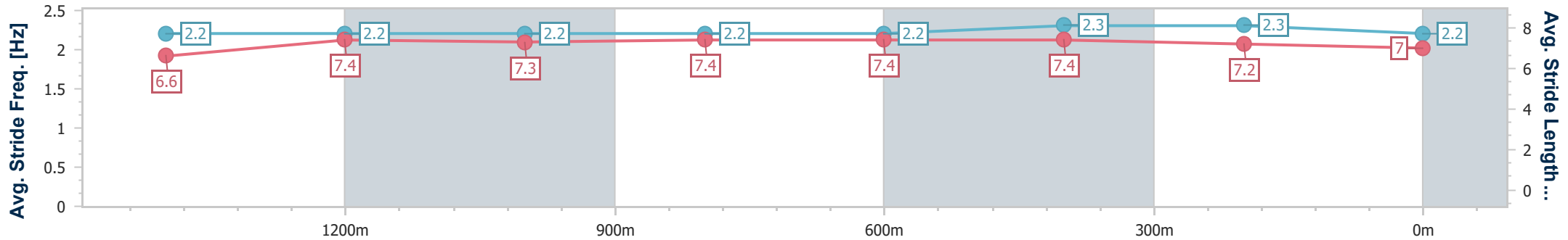
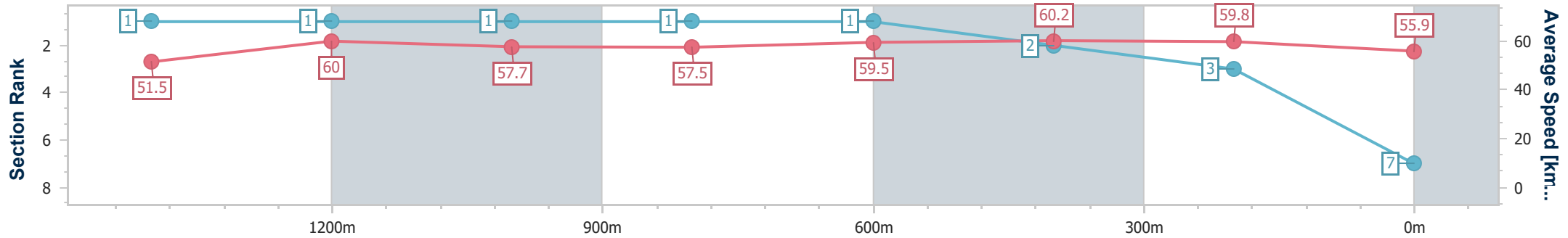
Horse/Jockey Name	Nirvana Ninja
Final Rank	7
Fastest Section Time (Section)	0:11.95 (1400m)
Top Speed [km/h] (Section)	61.2 (1400m)
Race State	Finished



Ipswich QLD Professional
 Race 3: SIRROMET RATINGS BAND 0 - 58 Handicap - 1680m
 07 December 2022 - 15:23
 Track Rating: Good 3, Weather: Fine, Rail Position: +4m Entire Course



Section	Overall	1400m	1200m	1000m	800m	600m	400m	200m
Section Times	1:45.31 [7] (0:19.58)	1:25.73 [1] (0:11.95)	1:13.78 [1] (0:12.39)	1:01.39 [1] (0:12.46)	0:48.93 [1] (0:12.05)	0:36.88 [1] (0:11.97)	0:24.91 [2] (0:12.06)	0:12.85 [3] (0:12.85)
Average Speed [km/h]	51.5	60.0	57.7	57.5	59.5	60.2	59.8	55.9
Top Speed [km/h]	60.6	61.2	58.7	58.1	60.9	60.9	60.6	59.7
Avg. Dist. to Rail [m]	4.9	1.1	1.8	1.7	0.9	0.3	1.2	2.2
Avg. Stride Freq. [Hz]	2.2	2.2	2.2	2.2	2.2	2.3	2.3	2.2
Avg. Stride Length [m]	6.6	7.4	7.3	7.4	7.4	7.4	7.2	7.0



- [] Ranking at each section and finish
- .-.- No data available at this section
- NA No data available



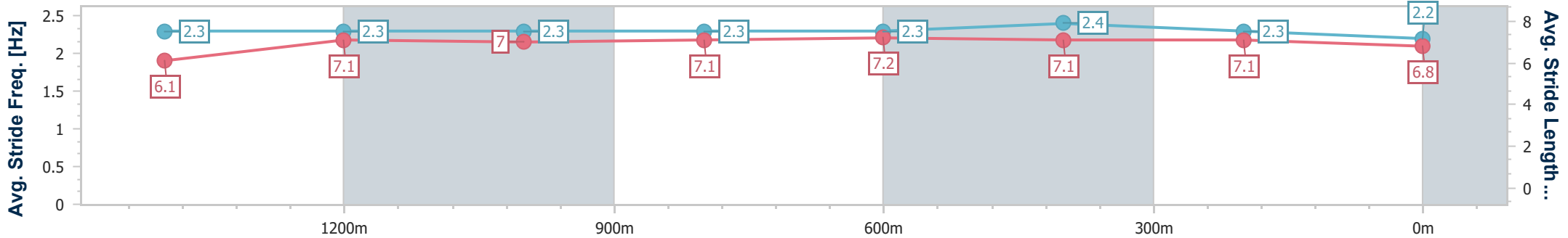
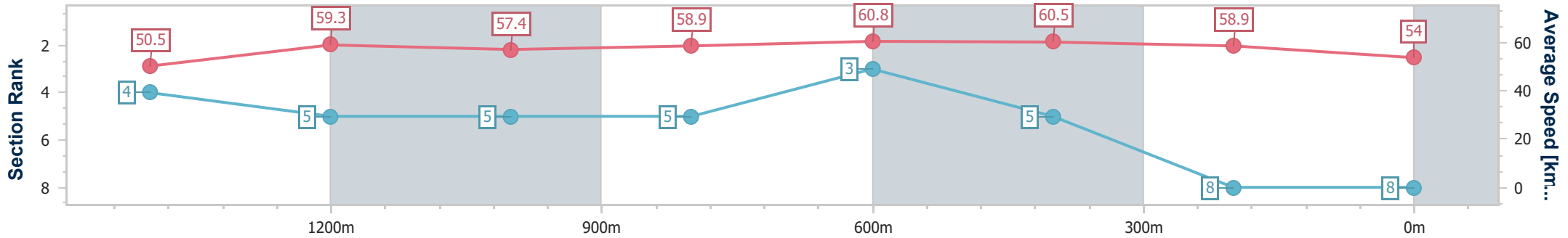
Horse/Jockey Name	Sidewalk
Final Rank	8
Fastest Section Time (Section)	0:11.85 (800m)
Top Speed [km/h] (Section)	61.9 (800m)
Race State	Finished



Ipswich QLD Professional
 Race 3: SIRROMET RATINGS BAND 0 - 58 Handicap - 1680m
 07 December 2022 - 15:23
 Track Rating: Good 3, Weather: Fine, Rail Position: +4m Entire Course



Section	Overall	1400m	1200m	1000m	800m	600m	400m	200m
Section Times	1:46.38 [8] (0:20.00)	1:26.38 [4] (0:12.13)	1:14.25 [5] (0:12.49)	1:01.76 [5] (0:12.21)	0:49.55 [5] (0:11.85)	0:37.70 [3] (0:12.00)	0:25.70 [5] (0:12.37)	0:13.33 [8] (0:13.33)
Average Speed [km/h]	50.5	59.3	57.4	58.9	60.8	60.5	58.9	54.0
Top Speed [km/h]	61.9	61.3	58.2	60.6	61.9	61.4	60.5	57.8
Avg. Dist. to Rail [m]	6.3	0.7	1.1	0.8	0.5	1.6	4.5	7.1
Avg. Stride Freq. [Hz]	2.3	2.3	2.3	2.3	2.3	2.4	2.3	2.2
Avg. Stride Length [m]	6.1	7.1	7.0	7.1	7.2	7.1	7.1	6.8



- [] Ranking at each section and finish
- .-.- No data available at this section
- NA No data available