



Sunshine Coast QLD Professional
Race 5: CLUTCH LEGAL Colts, Geldings & Entires RATINGS BAND 0 -
62 Handicap - 1200m
04 December 2022 - 15:25



Track Rating: **SOFT (5) - UPGRADED AFTER RACE 4.**, Weather: **Overcast**, Rail Position: **5 METRES** ENTIRE COURSE

Section		Overall	1000m	800m	600m	400m	200m	Last 600m					
Field Times		1:12.30 (0:13.87)	0:58.43 (0:11.55)	0:46.88 (0:12.02)	0:34.86 (0:11.97)	0:22.89 (0:11.23)	0:11.66 (0:11.66)	0:34.86					
Rank	TAB Horse/Jockey	Barrier	Top Speed [km/h]	Fastest Section	Margin							Distance Travelled [m]	
1	2 BILLY'S BRO Robbie Fradd	9	65.8 400m	0:11.23 400m	1:12.30 [1] (0:13.87)	0:58.43 [1] (0:11.55)	0:46.88 [1] (0:12.02)	0:34.86 [1] (0:11.97)	0:22.89 [1] (0:11.23)	0:11.66 [1] (0:11.66)	1:12.30	0:34.86	
2	1 OUR RED PLANET Ben Thompson	8	66.4 400m	0:10.97 400m	1:12.40 [2] (0:14.51)	0:57.89 [8] (0:11.72)	0:46.17 [8] (0:11.93)	0:34.24 [7] (0:11.54)	0:22.70 [6] (0:10.97)	0:11.73 [3] (0:11.73)	0.1L	0:34.24	+3
3	11 HYDE Brodie Loy	5	65.6 400m	0:11.15 400m	1:12.76 [3] (0:14.32)	0:58.44 [5] (0:11.81)	0:46.63 [6] (0:12.02)	0:34.61 [6] (0:11.56)	0:23.05 [2] (0:11.15)	0:11.90 [2] (0:11.90)	0.46L	0:34.61	+5
4	7 SPICY SONIC Jag Guthmann-Chester	6	66.5 600m	0:11.14 400m	1:12.95 [4] (0:14.41)	0:58.54 [7] (0:11.84)	0:46.70 [7] (0:12.08)	0:34.62 [8] (0:11.54)	0:23.08 [8] (0:11.14)	0:11.94 [5] (0:11.94)	0.65L	0:34.62	+7
5	9 BULL DIMPLE RUM Justin Stanley	3	65.2 400m	0:11.15 400m	1:12.97 [5] (0:14.29)	0:58.68 [6] (0:11.69)	0:46.99 [5] (0:12.01)	0:34.98 [5] (0:11.84)	0:23.14 [7] (0:11.15)	0:11.99 [4] (0:11.99)	0.67L	0:34.98	+1
6	5 MOUNT FUJI James Orman	1	64.6 400m	0:11.43 400m	1:13.21 [6] (0:14.01)	0:59.20 [3] (0:11.63)	0:47.57 [3] (0:12.00)	0:35.57 [3] (0:11.98)	0:23.59 [3] (0:11.43)	0:12.16 [6] (0:12.16)	0.91L	0:35.57	+1
7	3 GAUNTLET Micheal Hellyer	4	63.9 400m	0:11.50 400m	1:13.40 [7] (0:14.09)	0:59.31 [4] (0:11.77)	0:47.54 [4] (0:12.01)	0:35.53 [4] (0:11.92)	0:23.61 [5] (0:11.50)	0:12.11 [7] (0:12.11)	1.1L	0:35.53	+5
8	12 BOOM RANGA Mark Du Plessis	7	63.6 Overall	0:11.65 1000m	1:14.50 [8] (0:13.96)	1:00.54 [2] (0:11.65)	0:48.89 [2] (0:12.00)	0:36.89 [2] (0:12.03)	0:24.86 [4] (0:11.70)	0:13.16 [8] (0:13.16)	2.2L	0:36.89	+3

Scratched: Legend Rules (#6), Kobestar (#4), Peregrination (#8), Street Fighter (#10)

[] Ranking at each section and finish
 -:-:- No data available at this section
 NA No data available

SCN Saddle cloth number
 DNF Did not finish
 DNT Did not track



Horse/Jockey Name	Billy's Bro
Final Rank	1
Fastest Section Time (Section)	0:11.23 (400m)
Top Speed [km/h] (Section)	65.8 (400m)
Race State	Finished



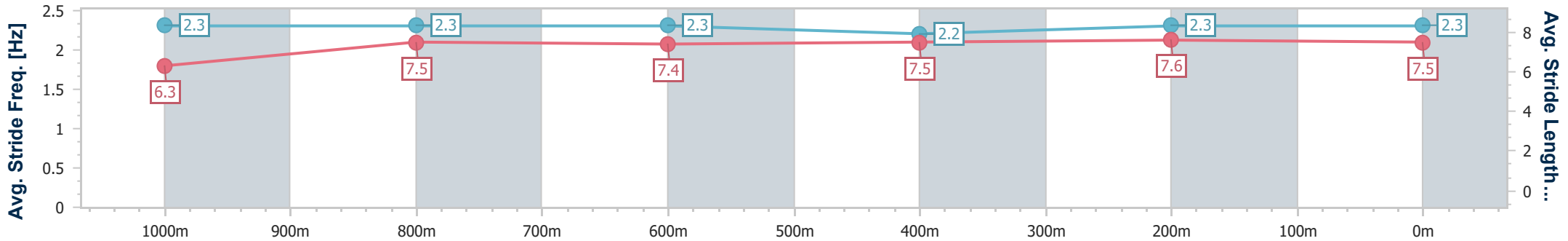
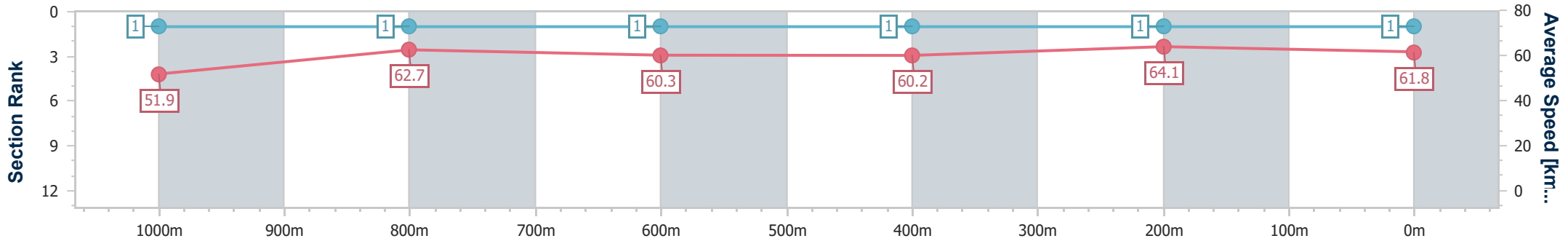
Sunshine Coast QLD Professional
Race 5: CLUTCH LEGAL Colts, Geldings & Entires RATINGS
BAND 0 - 62 Handicap - 1200m



04 December 2022 - 15:25

Track Rating: SOFT (5) - UPGRADED AFTER RACE 4., Weather: Overcast, Rail Position: 5 METRES ENTIRE COURSE

Section	Overall	1000m	800m	600m	400m	200m								
Section Times	1:12.30 [1] (0:13.87)	0:58.43 [1] (0:11.55)	0:46.88 [1] (0:12.02)	0:34.86 [1] (0:11.97)	0:22.89 [1] (0:11.23)	0:11.66 [1] (0:11.66)								
Average Speed [km/h]	51.9	62.7	60.3	60.2	64.1	61.8								
Top Speed [km/h]	64.5	64.3	60.8	62.6	65.8	65.0								
Avg. Dist. to Rail [m]	8.1	3.3	0.9	0.2	4.3	5.4								
Avg. Stride Freq. [Hz]	2.3	2.3	2.3	2.2	2.3	2.3								
Avg. Stride Length [m]	6.3	7.5	7.4	7.5	7.6	7.5								



- [] Ranking at each section and finish
- .-.- No data available at this section
- NA No data available



Horse/Jockey Name	Our Red Planet
Final Rank	2
Fastest Section Time (Section)	0:10.97 (400m)
Top Speed [km/h] (Section)	66.4 (400m)
Race State	Finished



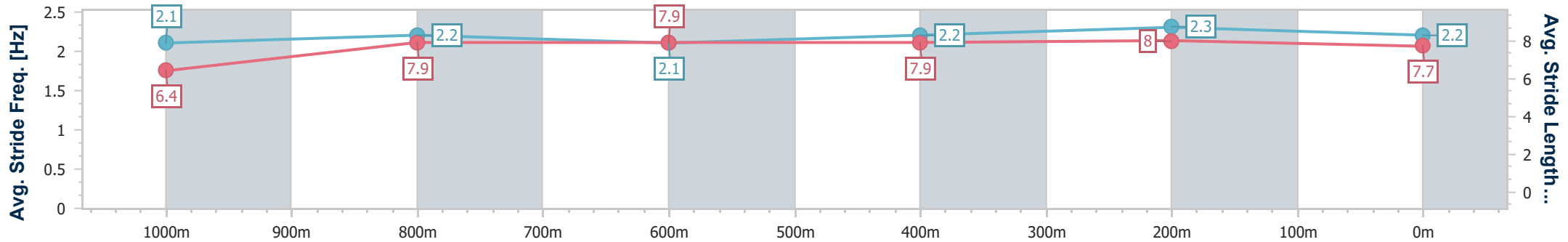
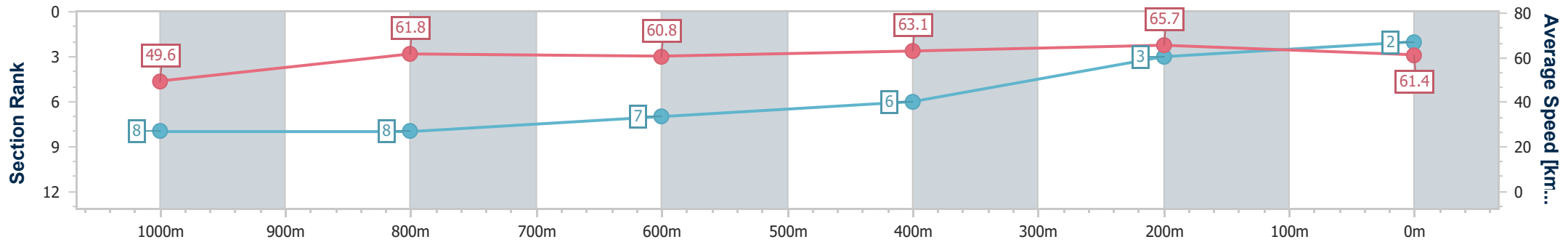
Sunshine Coast QLD Professional
 Race 5: CLUTCH LEGAL Colts, Geldings & Entires RATINGS
 BAND 0 - 62 Handicap - 1200m



04 December 2022 - 15:25

Track Rating: SOFT (5) - UPGRADED AFTER RACE 4., Weather:
 Overcast, Rail Position: 5 METRES ENTIRE COURSE

Section	Overall	1000m	800m	600m	400m	200m								
Section Times	1:12.40 [2] (0:14.51)	0:57.89 [8] (0:11.72)	0:46.17 [8] (0:11.93)	0:34.24 [7] (0:11.54)	0:22.70 [6] (0:10.97)	0:11.73 [3] (0:11.73)								
Average Speed [km/h]	49.6	61.8	60.8	63.1	65.7	61.4								
Top Speed [km/h]	59.9	63.4	63.0	65.4	66.4	64.8								
Avg. Dist. to Rail [m]	7.3	2.8	1.3	1.8	7.0	8.7								
Avg. Stride Freq. [Hz]	2.1	2.2	2.1	2.2	2.3	2.2								
Avg. Stride Length [m]	6.4	7.9	7.9	7.9	8.0	7.7								



- [] Ranking at each section and finish
- .-.- No data available at this section
- NA No data available



Horse/Jockey Name	Hyde
Final Rank	3
Fastest Section Time (Section)	0:11.15 (400m)
Top Speed [km/h] (Section)	65.6 (400m)
Race State	Finished



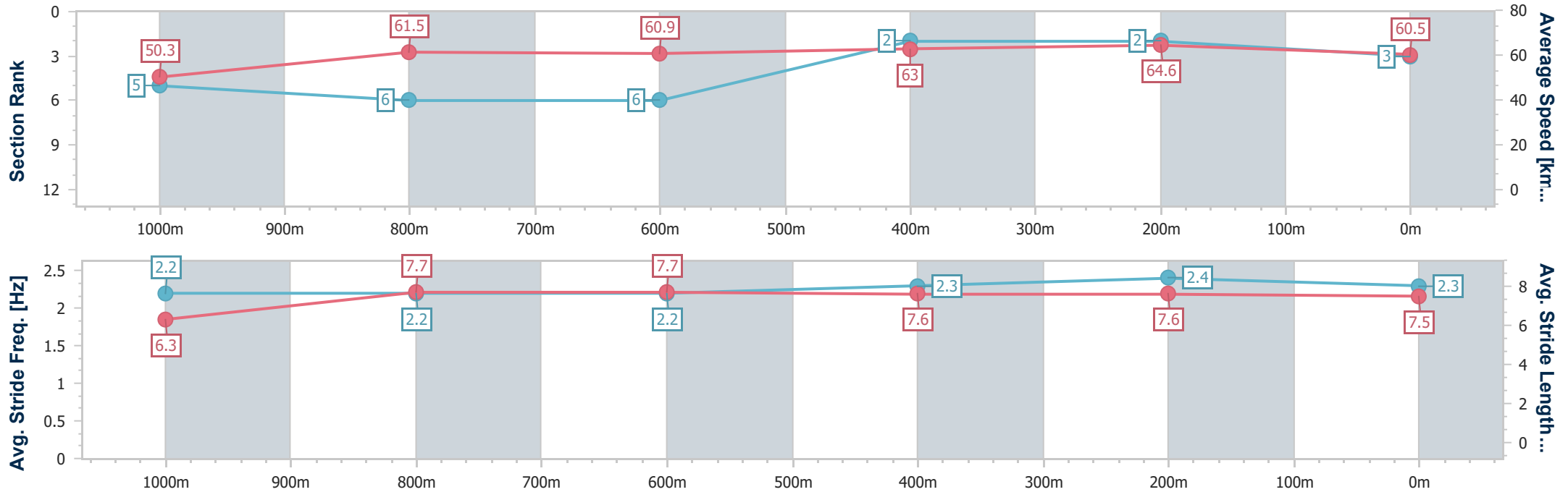
Sunshine Coast QLD Professional
 Race 5: CLUTCH LEGAL Colts, Geldings & Entires RATINGS
 BAND 0 - 62 Handicap - 1200m



04 December 2022 - 15:25

Track Rating: SOFT (5) - UPGRADED AFTER RACE 4., Weather:
 Overcast, Rail Position: 5 METRES ENTIRE COURSE

Section	Overall	1000m	800m	600m	400m	200m
Section Times	1:12.76 [3] (0:14.32)	0:58.44 [5] (0:11.81)	0:46.63 [6] (0:12.02)	0:34.61 [6] (0:11.56)	0:23.05 [2] (0:11.15)	0:11.90 [2] (0:11.90)
Average Speed [km/h]	50.3	61.5	60.9	63.0	64.6	60.5
Top Speed [km/h]	62.5	62.5	62.7	64.7	65.6	62.5
Avg. Dist. to Rail [m]	4.5	3.2	2.6	2.2	5.9	7.2
Avg. Stride Freq. [Hz]	2.2	2.2	2.2	2.3	2.4	2.3
Avg. Stride Length [m]	6.3	7.7	7.7	7.6	7.6	7.5



- [] Ranking at each section and finish
- .-.- No data available at this section
- NA No data available



Horse/Jockey Name	Spicy Sonic
Final Rank	4
Fastest Section Time (Section)	0:11.14 (400m)
Top Speed [km/h] (Section)	66.5 (600m)
Race State	Finished



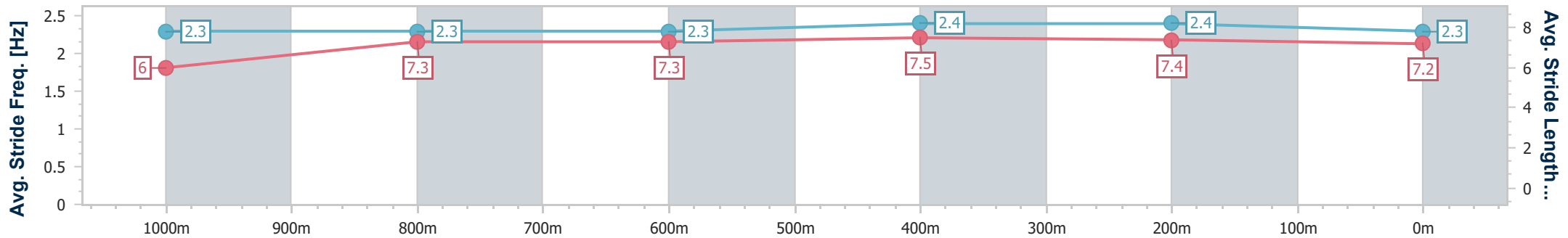
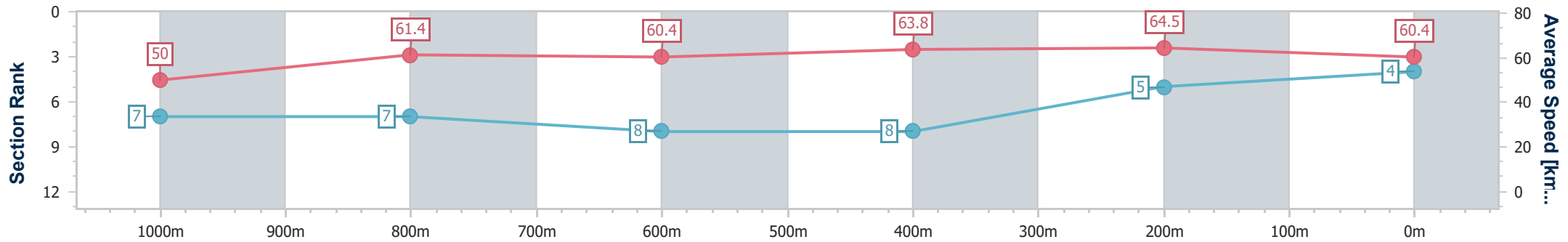
Sunshine Coast QLD Professional
 Race 5: CLUTCH LEGAL Colts, Geldings & Entires RATINGS
 BAND 0 - 62 Handicap - 1200m



04 December 2022 - 15:25

Track Rating: SOFT (5) - UPGRADED AFTER RACE 4., Weather: Overcast, Rail Position: 5 METRES ENTIRE COURSE

Section	Overall	1000m	800m	600m	400m	200m
Section Times	1:12.95 [4] (0:14.41)	0:58.54 [7] (0:11.84)	0:46.70 [7] (0:12.08)	0:34.62 [8] (0:11.54)	0:23.08 [8] (0:11.14)	0:11.94 [5] (0:11.94)
Average Speed [km/h]	50.0	61.4	60.4	63.8	64.5	60.4
Top Speed [km/h]	62.2	64.4	63.0	66.5	66.4	63.5
Avg. Dist. to Rail [m]	5.8	4.1	2.3	3.5	7.5	8.5
Avg. Stride Freq. [Hz]	2.3	2.3	2.3	2.4	2.4	2.3
Avg. Stride Length [m]	6.0	7.3	7.3	7.5	7.4	7.2



- [] Ranking at each section and finish
- .-.- No data available at this section
- NA No data available



Horse/Jockey Name	Bull Dimple Rum
Final Rank	5
Fastest Section Time (Section)	0:11.15 (400m)
Top Speed [km/h] (Section)	65.2 (400m)
Race State	Finished



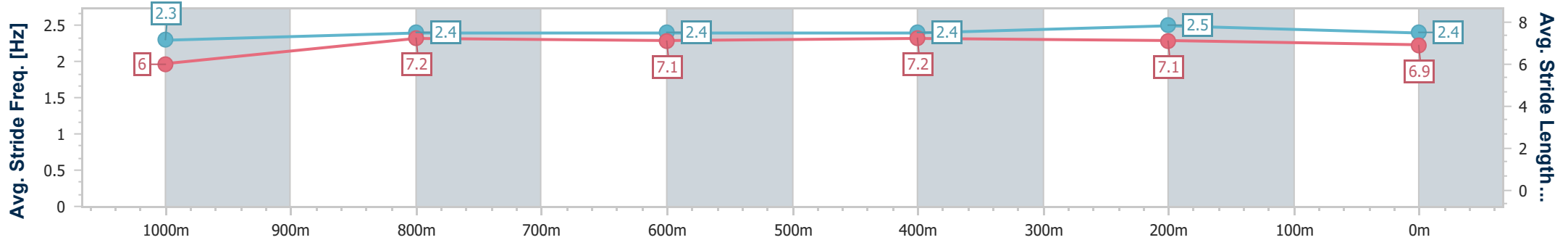
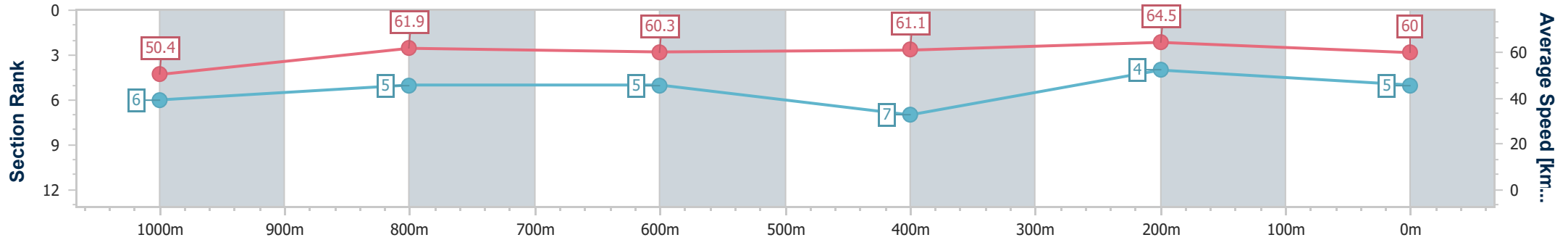
Sunshine Coast QLD Professional
 Race 5: CLUTCH LEGAL Colts, Geldings & Entires RATINGS
 BAND 0 - 62 Handicap - 1200m



04 December 2022 - 15:25

Track Rating: SOFT (5) - UPGRADED AFTER RACE 4., Weather:
 Overcast, Rail Position: 5 METRES ENTIRE COURSE

Section	Overall	1000m	800m	600m	400m	200m								
Section Times	1:12.97 [5] (0:14.29)	0:58.68 [6] (0:11.69)	0:46.99 [5] (0:12.01)	0:34.98 [5] (0:11.84)	0:23.14 [7] (0:11.15)	0:11.99 [4] (0:11.99)								
Average Speed [km/h]	50.4	61.9	60.3	61.1	64.5	60.0								
Top Speed [km/h]	62.4	62.9	61.2	62.7	65.2	64.2								
Avg. Dist. to Rail [m]	3.0	2.1	1.0	0.8	0.6	0.6								
Avg. Stride Freq. [Hz]	2.3	2.4	2.4	2.4	2.5	2.4								
Avg. Stride Length [m]	6.0	7.2	7.1	7.2	7.1	6.9								



- [] Ranking at each section and finish
- .-.- No data available at this section
- NA No data available



Horse/Jockey Name	Mount Fuji
Final Rank	6
Fastest Section Time (Section)	0:11.43 (400m)
Top Speed [km/h] (Section)	64.6 (400m)
Race State	Finished



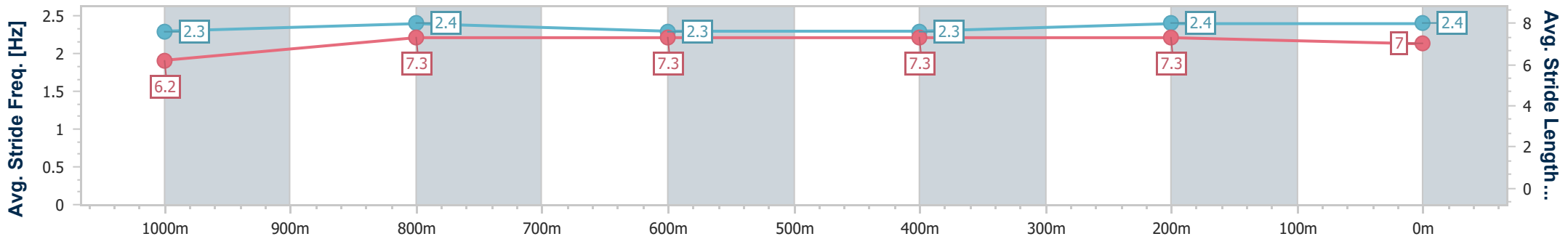
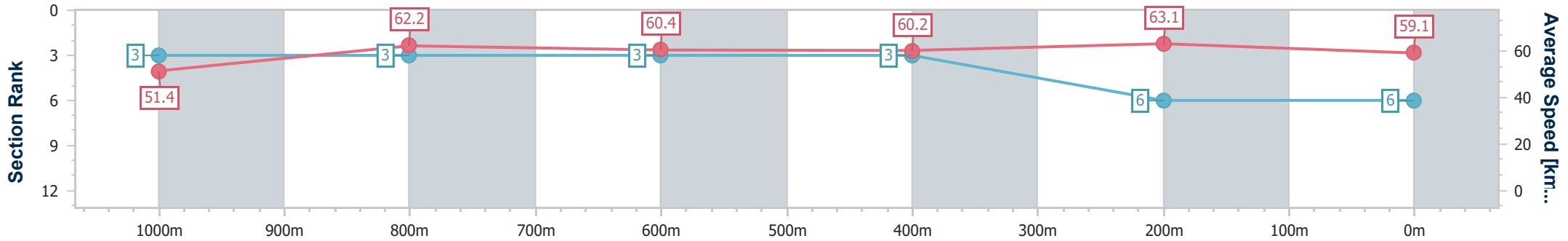
Sunshine Coast QLD Professional
 Race 5: CLUTCH LEGAL Colts, Geldings & Entires RATINGS
 BAND 0 - 62 Handicap - 1200m



04 December 2022 - 15:25

Track Rating: SOFT (5) - UPGRADED AFTER RACE 4., Weather:
 Overcast, Rail Position: 5 METRES ENTIRE COURSE

Section	Overall	1000m	800m	600m	400m	200m								
Section Times	1:13.21 [6] (0:14.01)	0:59.20 [3] (0:11.63)	0:47.57 [3] (0:12.00)	0:35.57 [3] (0:11.98)	0:23.59 [3] (0:11.43)	0:12.16 [6] (0:12.16)								
Average Speed [km/h]	51.4	62.2	60.4	60.2	63.1	59.1								
Top Speed [km/h]	63.3	64.0	61.4	63.0	64.6	62.0								
Avg. Dist. to Rail [m]	2.4	1.9	1.0	0.7	2.8	2.2								
Avg. Stride Freq. [Hz]	2.3	2.4	2.3	2.3	2.4	2.4								
Avg. Stride Length [m]	6.2	7.3	7.3	7.3	7.3	7.0								



- [] Ranking at each section and finish
- .-.- No data available at this section
- NA No data available



Horse/Jockey Name	Gauntlet
Final Rank	7
Fastest Section Time (Section)	0:11.50 (400m)
Top Speed [km/h] (Section)	63.9 (400m)
Race State	Finished



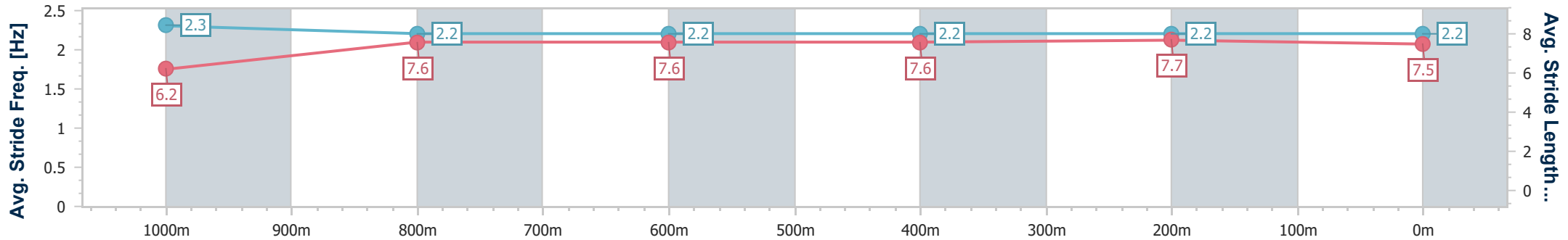
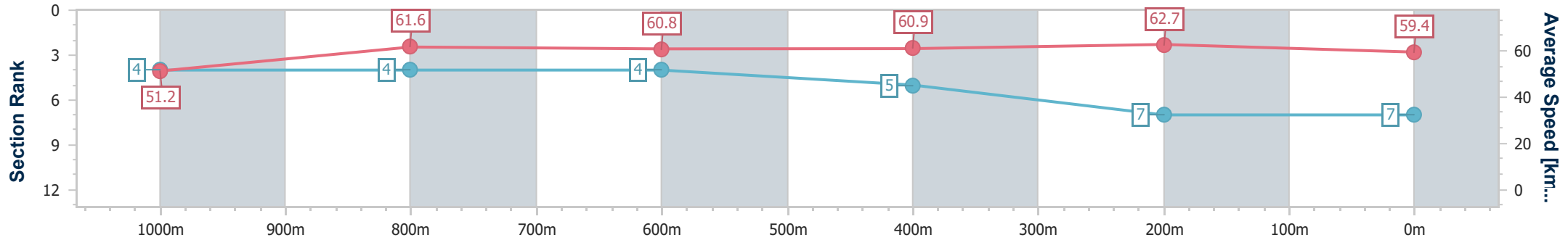
Sunshine Coast QLD Professional
 Race 5: CLUTCH LEGAL Colts, Geldings & Entires RATINGS
 BAND 0 - 62 Handicap - 1200m



04 December 2022 - 15:25

Track Rating: SOFT (5) - UPGRADED AFTER RACE 4., Weather:
 Overcast, Rail Position: 5 METRES ENTIRE COURSE

Section	Overall	1000m	800m	600m	400m	200m								
Section Times	1:13.40 [7] (0:14.09)	0:59.31 [4] (0:11.77)	0:47.54 [4] (0:12.01)	0:35.53 [4] (0:11.92)	0:23.61 [5] (0:11.50)	0:12.11 [7] (0:12.11)								
Average Speed [km/h]	51.2	61.6	60.8	60.9	62.7	59.4								
Top Speed [km/h]	63.4	63.7	62.0	62.1	63.9	62.8								
Avg. Dist. to Rail [m]	4.2	2.9	2.3	1.8	5.0	4.9								
Avg. Stride Freq. [Hz]	2.3	2.2	2.2	2.2	2.2	2.2								
Avg. Stride Length [m]	6.2	7.6	7.6	7.6	7.7	7.5								



- [] Ranking at each section and finish
- .-.- No data available at this section
- NA No data available



Horse/Jockey Name	Boom Ranga
Final Rank	8
Fastest Section Time (Section)	0:11.65 (1000m)
Top Speed [km/h] (Section)	63.6 (Overall)
Race State	Finished



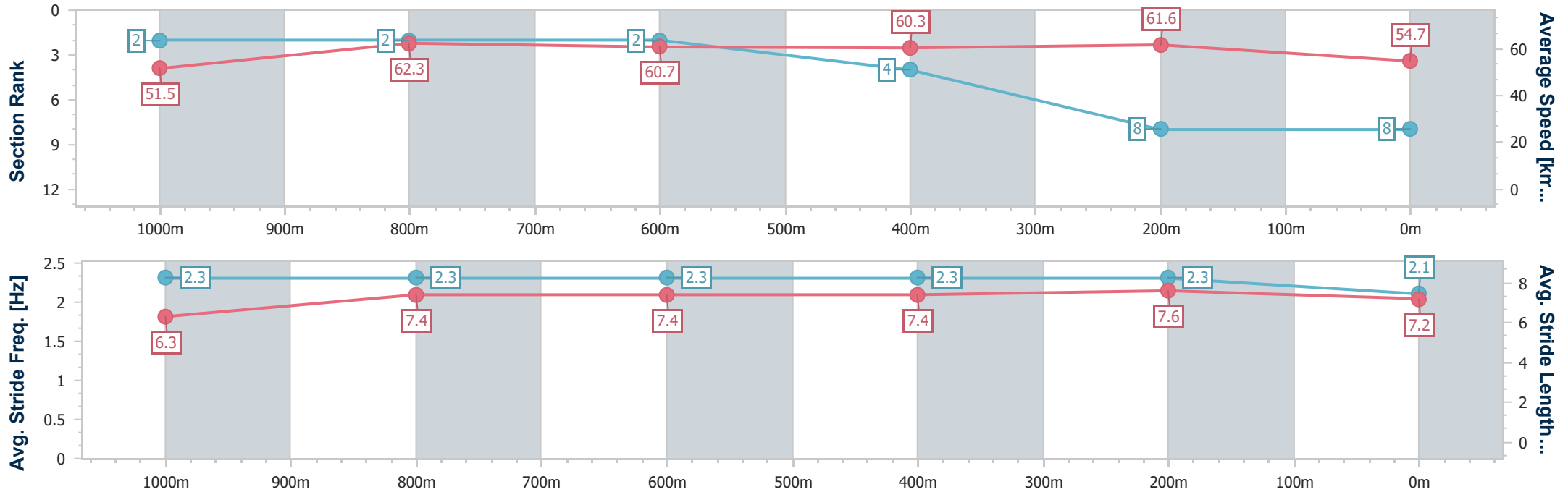
Sunshine Coast QLD Professional
 Race 5: CLUTCH LEGAL Colts, Geldings & Entires RATINGS
 BAND 0 - 62 Handicap - 1200m



04 December 2022 - 15:25

Track Rating: SOFT (5) - UPGRADED AFTER RACE 4., Weather: Overcast, Rail Position: 5 METRES ENTIRE COURSE

Section	Overall	1000m	800m	600m	400m	200m							
Section Times	1:14.50 [8] (0:13.96)	1:00.54 [2] (0:11.65)	0:48.89 [2] (0:12.00)	0:36.89 [2] (0:12.03)	0:24.86 [4] (0:11.70)	0:13.16 [8] (0:13.16)							
Average Speed [km/h]	51.5	62.3	60.7	60.3	61.6	54.7							
Top Speed [km/h]	63.6	63.4	62.1	61.2	62.9	59.7							
Avg. Dist. to Rail [m]	6.0	3.0	2.2	1.2	3.5	3.8							
Avg. Stride Freq. [Hz]	2.3	2.3	2.3	2.3	2.3	2.1							
Avg. Stride Length [m]	6.3	7.4	7.4	7.4	7.6	7.2							



- [] Ranking at each section and finish
- .-.- No data available at this section
- NA No data available