



# Toowoomba QLD Professional

## Race 3: RDO EQUIPMENT KUHN BENCHMARK 65 Handicap - 1000m

03 December 2022 - 18:20



Track Rating: Good 3, Weather: Fine, Rail Position: +3m

Section		Overall	800m	600m	400m	200m	Last 600m				
Field Times		0:59.22 (0:13.51)	0:45.71 (0:10.95)	0:34.76 (0:11.23)	0:23.53 (0:11.53)	0:12.00 (0:12.00)	0:34.76				
Rank	TAB Horse/Jockey	Barrier	Top Speed [km/h]	Fastest Section						Distance Travelled [m]	
1	8 <b>SINGLE DIZIRE</b> Stephanie Lacy	1	66.8 800m	0:10.83 800m	0:59.22 [1] (0:13.63)	0:45.59 [3] (0:10.83)	0:34.76 [1] (0:11.23)	0:23.53 [1] (0:11.53)	0:12.00 [1] (0:12.00)	0:34.76	
2	2 <b>LIME SODA</b> Nick Keal	10	66.6 200m	0:11.20 200m	0:59.39 [2] (0:14.01)	0:45.38 [7] (0:11.35)	0:34.03 [8] (0:11.34)	0:22.69 [8] (0:11.49)	0:11.20 [7] (0:11.20)	0:34.03	+14
3	7 <b>DEVIL'S RITE</b> Jake Molloy	5	67.1 800m	0:11.13 800m	0:59.44 [3] (0:13.82)	0:45.62 [6] (0:11.13)	0:34.49 [6] (0:11.36)	0:23.13 [7] (0:11.57)	0:11.56 [5] (0:11.56)	0:34.49	+12
4	9 <b>ROWDASH</b> Nathan Evans	9	65.8 800m	0:11.06 800m	0:59.48 [4] (0:14.04)	0:45.44 [8] (0:11.06)	0:34.38 [7] (0:11.21)	0:23.17 [6] (0:11.49)	0:11.68 [3] (0:11.68)	0:34.38	+8
5	6 <b>I PROMISE YOU</b> Isabella Rabjones	3	67.4 800m	0:11.00 800m	0:59.53 [5] (0:13.70)	0:45.83 [5] (0:11.00)	0:34.83 [3] (0:11.43)	0:23.40 [3] (0:11.50)	0:11.90 [2] (0:11.90)	0:34.83	+7
6	10 <b>TISANI EMPEROR</b> Montanna Savva	2	65.9 600m	0:11.14 800m	1:00.34 [6] (0:13.51)	0:46.83 [1] (0:11.14)	0:35.69 [2] (0:11.39)	0:24.30 [2] (0:11.83)	0:12.47 [4] (0:12.47)	0:35.69	+12
7	4 <b>TURBOART</b> Nozi Tomizawa	4	67.2 800m	0:11.08 800m	1:00.83 [7] (0:13.67)	0:47.16 [4] (0:11.08)	0:36.08 [5] (0:11.46)	0:24.62 [4] (0:11.93)	0:12.69 [6] (0:12.69)	0:36.08	+13
8	5 <b>VICEMAN</b> John Kissick	6	67.1 Overall	0:11.14 800m	1:01.09 [8] (0:13.57)	0:47.52 [2] (0:11.14)	0:36.38 [4] (0:11.53)	0:24.85 [5] (0:12.15)	0:12.70 [8] (0:12.70)	0:36.38	+17

Scratched: Office Jim (#1), Ta Chanson (#3)

[ ] Ranking at each section and finish  
 -:-:- No data available at this section  
 NA No data available

SCN Saddle cloth number  
 DNF Did not finish  
 DNT Did not track



Horse/Jockey Name	Single Dizire
Final Rank	1
Fastest Section Time (Section)	0:10.83 (800m)
Top Speed [km/h] (Section)	66.8 (800m)
Race State	Finished



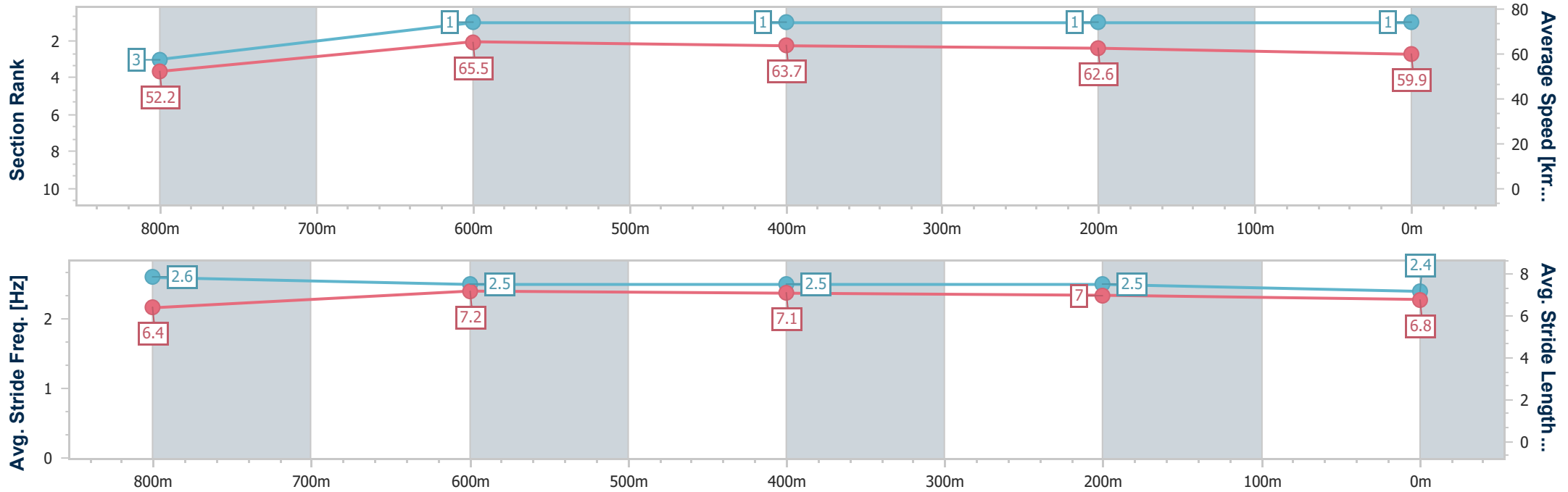
Toowoomba QLD Professional  
Race 3: RDO EQUIPMENT KUHN BENCHMARK 65 Handicap - 1000m



03 December 2022 - 18:20

Track Rating: Good 3, Weather: Fine, Rail Position: +3m

Section	Overall	800m	600m	400m	200m
Section Times	0:59.22 [1] (0:13.63)	0:45.59 [3] (0:10.83)	0:34.76 [1] (0:11.23)	0:23.53 [1] (0:11.53)	0:12.00 [1] (0:12.00)
Average Speed [km/h]	52.2	65.5	63.7	62.6	59.9
Top Speed [km/h]	66.8	66.8	65.6	64.8	62.4
Avg. Dist. to Rail [m]	3.6	3.8	1.1	0.7	1.0
Avg. Stride Freq. [Hz]	2.6	2.5	2.5	2.5	2.4
Avg. Stride Length [m]	6.4	7.2	7.1	7.0	6.8



- [ ] Ranking at each section and finish
- .-.- No data available at this section
- NA No data available



Horse/Jockey Name	Lime Soda
Final Rank	2
Fastest Section Time (Section)	0:11.20 (200m)
Top Speed [km/h] (Section)	66.6 (200m)
Race State	Finished



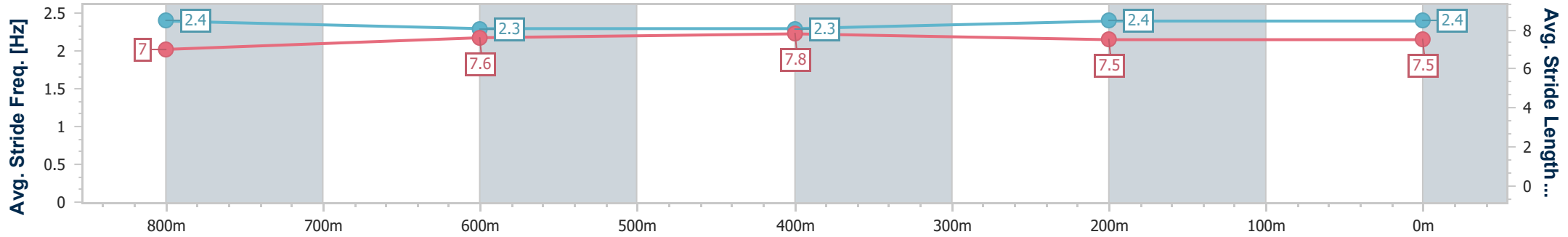
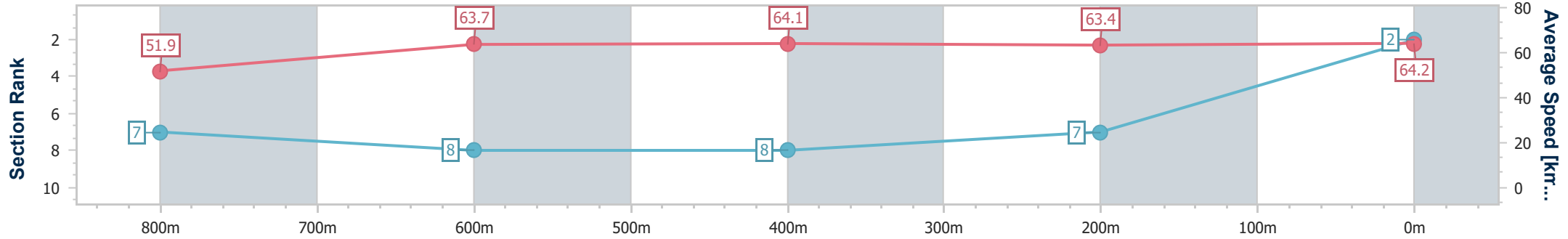
Toowoomba QLD Professional  
Race 3: RDO EQUIPMENT KUHN BENCHMARK 65 Handicap - 1000m



03 December 2022 - 18:20

Track Rating: Good 3, Weather: Fine, Rail Position: +3m

Section	Overall	800m	600m	400m	200m
Section Times	0:59.39 [2] (0:14.01)	0:45.38 [7] (0:11.35)	0:34.03 [8] (0:11.34)	0:22.69 [8] (0:11.49)	0:11.20 [7] (0:11.20)
Average Speed [km/h]	51.9	63.7	64.1	63.4	64.2
Top Speed [km/h]	64.6	65.9	65.9	65.9	66.6
Avg. Dist. to Rail [m]	4.8	1.8	1.6	4.3	6.2
Avg. Stride Freq. [Hz]	2.4	2.3	2.3	2.4	2.4
Avg. Stride Length [m]	7.0	7.6	7.8	7.5	7.5



- [ ] Ranking at each section and finish
- .-.- No data available at this section
- NA No data available



Horse/Jockey Name	Devil's Rite
Final Rank	3
Fastest Section Time (Section)	0:11.13 (800m)
Top Speed [km/h] (Section)	67.1 (800m)
Race State	Finished



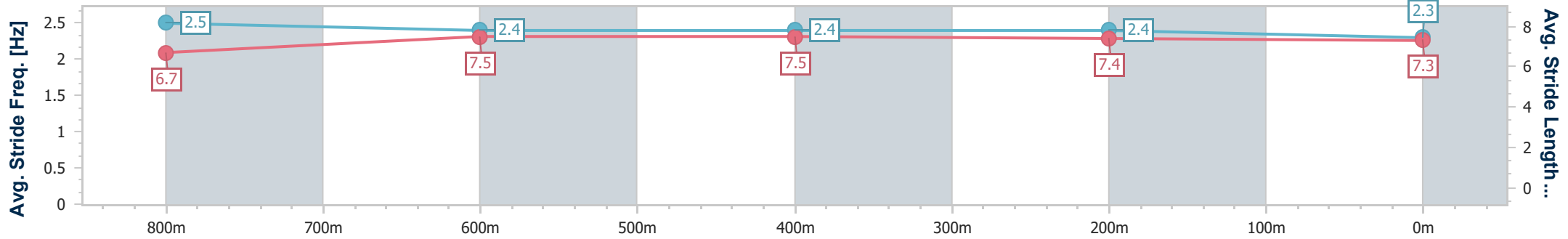
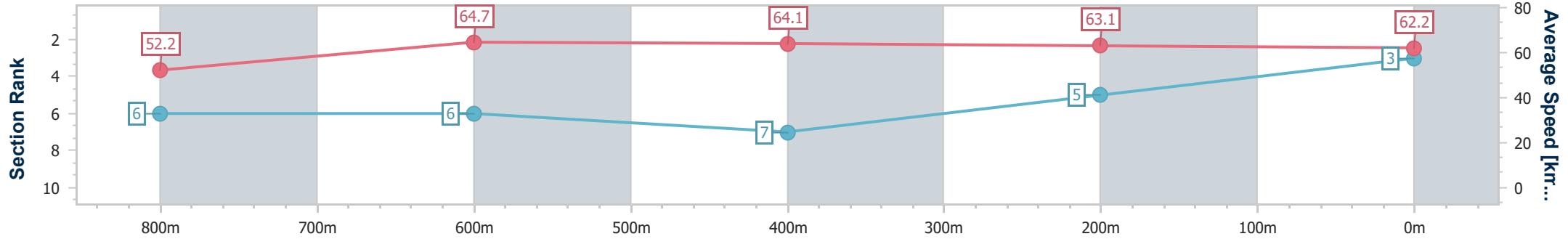
Toowoomba QLD Professional  
Race 3: RDO EQUIPMENT KUHN BENCHMARK 65 Handicap - 1000m



03 December 2022 - 18:20

Track Rating: Good 3, Weather: Fine, Rail Position: +3m

Section	Overall	800m	600m	400m	200m
Section Times	0:59.44 [3] (0:13.82)	0:45.62 [6] (0:11.13)	0:34.49 [6] (0:11.36)	0:23.13 [7] (0:11.57)	0:11.56 [5] (0:11.56)
Average Speed [km/h]	52.2	64.7	64.1	63.1	62.2
Top Speed [km/h]	65.2	67.1	66.6	64.8	63.3
Avg. Dist. to Rail [m]	1.7	0.6	1.9	3.8	4.2
Avg. Stride Freq. [Hz]	2.5	2.4	2.4	2.4	2.3
Avg. Stride Length [m]	6.7	7.5	7.5	7.4	7.3



- [ ] Ranking at each section and finish
- .-.- No data available at this section
- NA No data available



Horse/Jockey Name	Rowdash
Final Rank	4
Fastest Section Time (Section)	0:11.06 (800m)
Top Speed [km/h] (Section)	65.8 (800m)
Race State	Finished



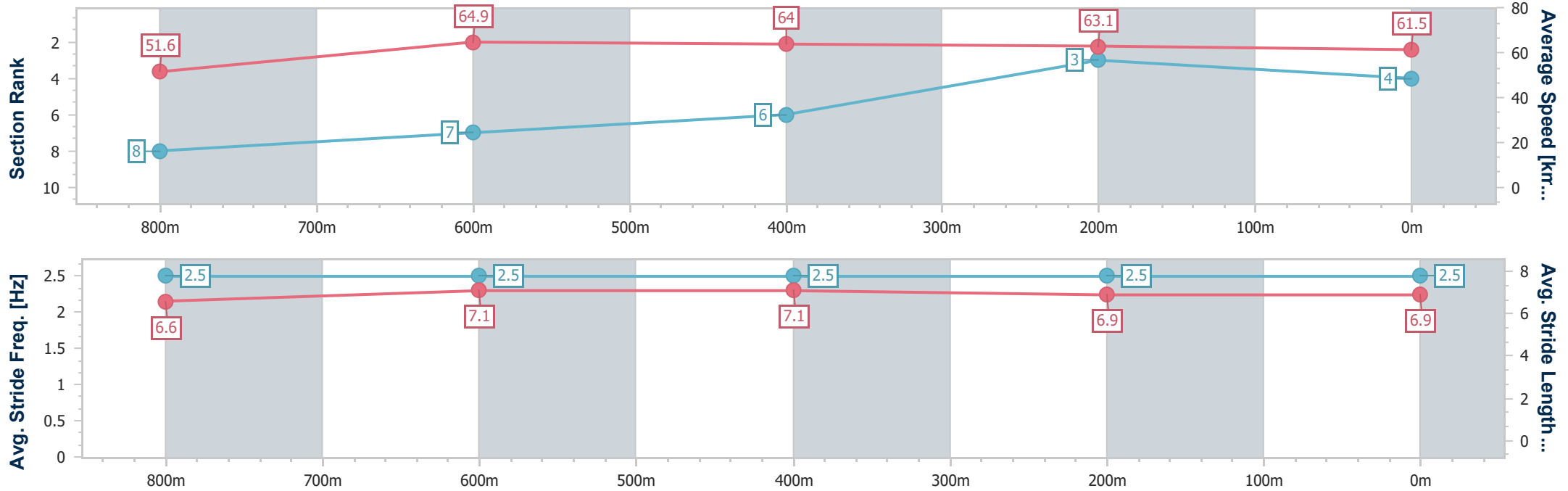
Toowoomba QLD Professional  
Race 3: RDO EQUIPMENT KUHN BENCHMARK 65 Handicap - 1000m



03 December 2022 - 18:20

Track Rating: Good 3, Weather: Fine, Rail Position: +3m

Section	Overall	800m	600m	400m	200m
Section Times	0:59.48 [4] (0:14.04)	0:45.44 [8] (0:11.06)	0:34.38 [7] (0:11.21)	0:23.17 [6] (0:11.49)	0:11.68 [3] (0:11.68)
Average Speed [km/h]	51.6	64.9	64.0	63.1	61.5
Top Speed [km/h]	65.5	65.8	65.6	64.4	62.6
Avg. Dist. to Rail [m]	3.9	1.5	0.5	1.7	1.6
Avg. Stride Freq. [Hz]	2.5	2.5	2.5	2.5	2.5
Avg. Stride Length [m]	6.6	7.1	7.1	6.9	6.9



- [ ] Ranking at each section and finish
- .-.- No data available at this section
- NA No data available



Horse/Jockey Name	I Promise You
Final Rank	5
Fastest Section Time (Section)	0:11.00 (800m)
Top Speed [km/h] (Section)	67.4 (800m)
Race State	Finished



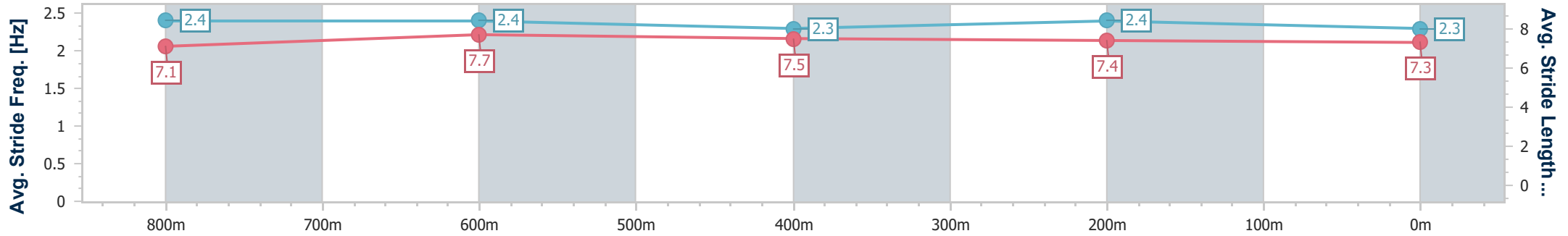
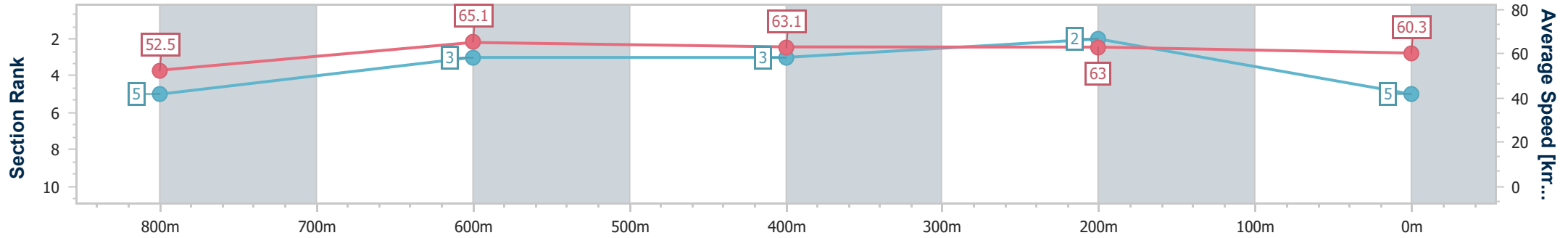
Toowoomba QLD Professional  
Race 3: RDO EQUIPMENT KUHN BENCHMARK 65 Handicap - 1000m



03 December 2022 - 18:20

Track Rating: Good 3, Weather: Fine, Rail Position: +3m

Section	Overall	800m	600m	400m	200m
Section Times	0:59.53 [5] (0:13.70)	0:45.83 [5] (0:11.00)	0:34.83 [3] (0:11.43)	0:23.40 [3] (0:11.50)	0:11.90 [2] (0:11.90)
Average Speed [km/h]	52.5	65.1	63.1	63.0	60.3
Top Speed [km/h]	67.3	67.4	66.3	65.4	61.3
Avg. Dist. to Rail [m]	0.7	0.9	0.6	2.0	3.3
Avg. Stride Freq. [Hz]	2.4	2.4	2.3	2.4	2.3
Avg. Stride Length [m]	7.1	7.7	7.5	7.4	7.3



- [ ] Ranking at each section and finish
- .-.- No data available at this section
- NA No data available



Horse/Jockey Name	Tisani Emperor
Final Rank	6
Fastest Section Time (Section)	0:11.14 (800m)
Top Speed [km/h] (Section)	65.9 (600m)
Race State	Finished



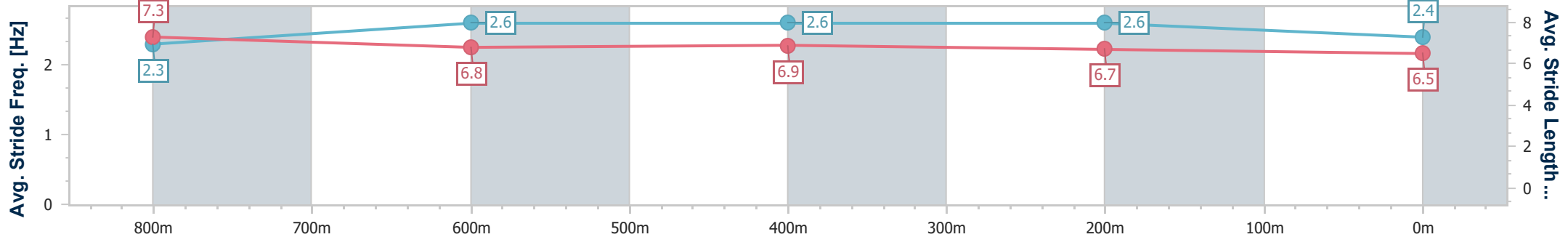
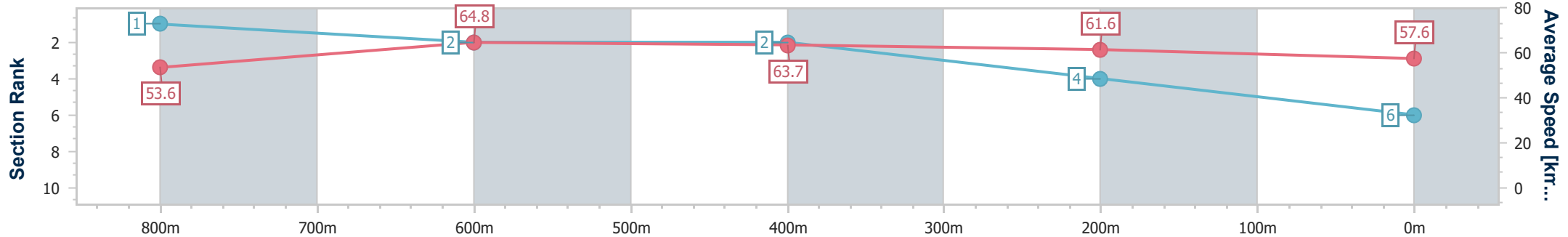
Toowoomba QLD Professional  
Race 3: RDO EQUIPMENT KUHN BENCHMARK 65 Handicap - 1000m



03 December 2022 - 18:20

Track Rating: Good 3, Weather: Fine, Rail Position: +3m

Section	Overall	800m	600m	400m	200m
Section Times	1:00.34 [6] (0:13.51)	0:46.83 [1] (0:11.14)	0:35.69 [2] (0:11.39)	0:24.30 [2] (0:11.83)	0:12.47 [4] (0:12.47)
Average Speed [km/h]	53.6	64.8	63.7	61.6	57.6
Top Speed [km/h]	65.7	65.8	65.9	62.6	60.8
Avg. Dist. to Rail [m]	1.0	0.9	1.4	3.2	4.5
Avg. Stride Freq. [Hz]	2.3	2.6	2.6	2.6	2.4
Avg. Stride Length [m]	7.3	6.8	6.9	6.7	6.5



- [ ] Ranking at each section and finish
- .-.- No data available at this section
- NA No data available



Horse/Jockey Name	Turboart
Final Rank	7
Fastest Section Time (Section)	0:11.08 (800m)
Top Speed [km/h] (Section)	67.2 (800m)
Race State	Finished



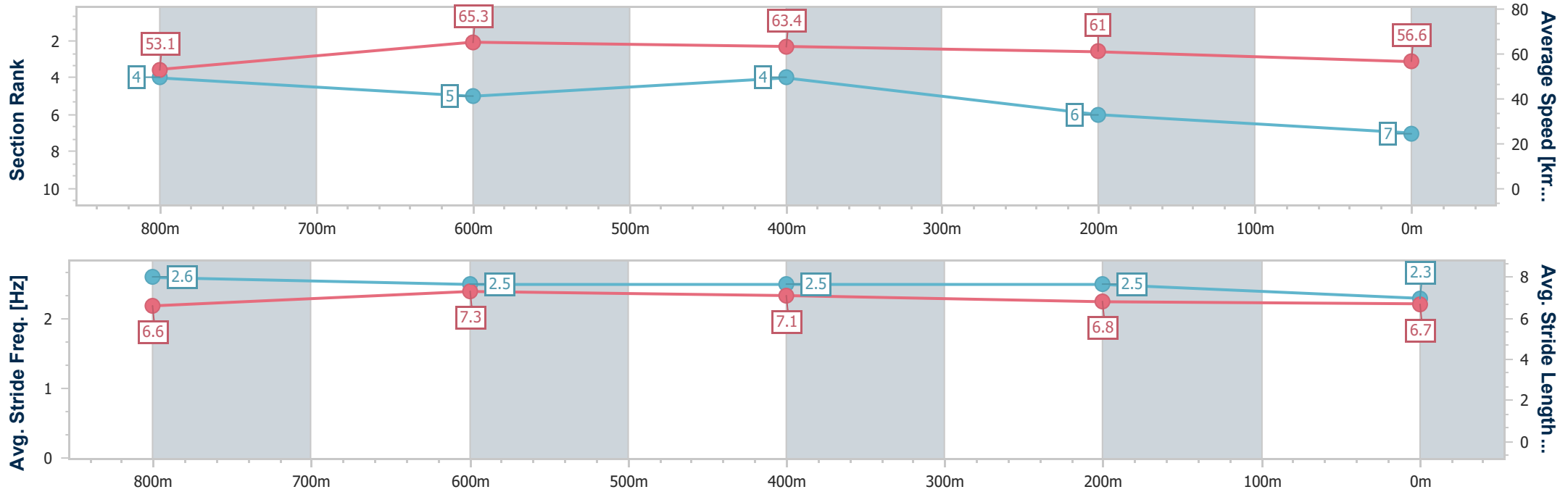
Toowoomba QLD Professional  
Race 3: RDO EQUIPMENT KUHN BENCHMARK 65 Handicap - 1000m



03 December 2022 - 18:20

Track Rating: Good 3, Weather: Fine, Rail Position: +3m

Section	Overall	800m	600m	400m	200m
Section Times	1:00.83 [7] (0:13.67)	0:47.16 [4] (0:11.08)	0:36.08 [5] (0:11.46)	0:24.62 [4] (0:11.93)	0:12.69 [6] (0:12.69)
Average Speed [km/h]	53.1	65.3	63.4	61.0	56.6
Top Speed [km/h]	65.8	67.2	64.9	62.9	58.8
Avg. Dist. to Rail [m]	2.9	1.3	1.7	3.2	3.9
Avg. Stride Freq. [Hz]	2.6	2.5	2.5	2.5	2.3
Avg. Stride Length [m]	6.6	7.3	7.1	6.8	6.7



- [ ] Ranking at each section and finish
- .-.- No data available at this section
- NA No data available





Horse/Jockey Name	Viceman
Final Rank	8
Fastest Section Time (Section)	0:11.14 (800m)
Top Speed [km/h] (Section)	67.1 (Overall)
Race State	Finished



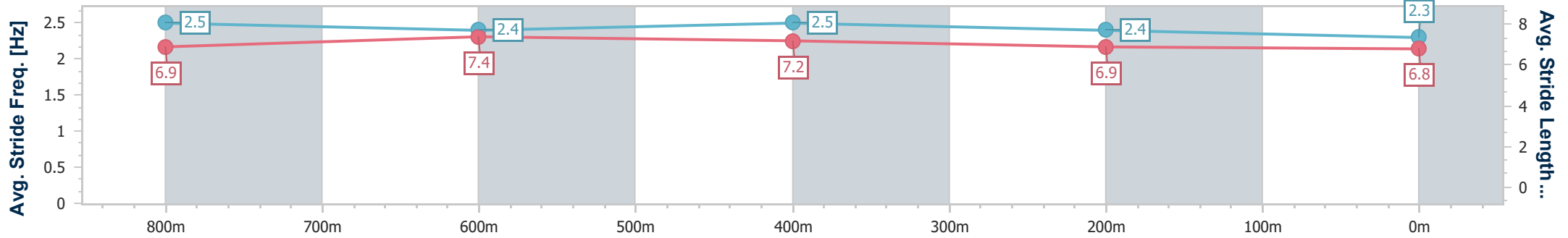
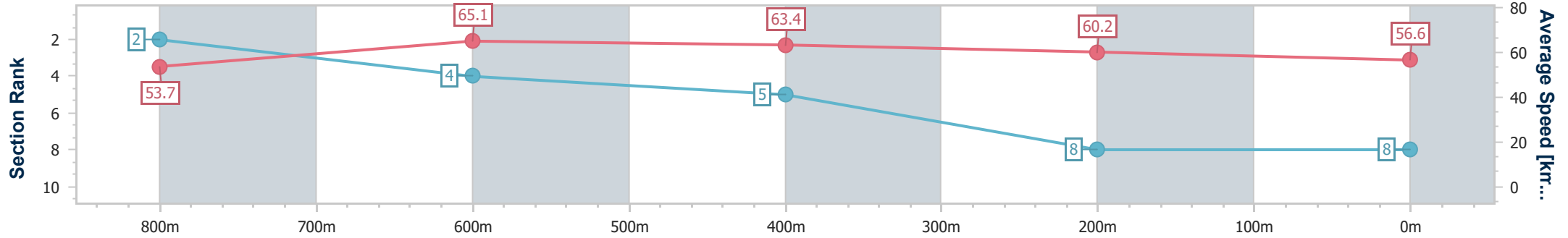
Toowoomba QLD Professional  
Race 3: RDO EQUIPMENT KUHN BENCHMARK 65 Handicap - 1000m



03 December 2022 - 18:20

Track Rating: Good 3, Weather: Fine, Rail Position: +3m

Section	Overall	800m	600m	400m	200m
Section Times	1:01.09 [8] (0:13.57)	0:47.52 [2] (0:11.14)	0:36.38 [4] (0:11.53)	0:24.85 [5] (0:12.15)	0:12.70 [8] (0:12.70)
Average Speed [km/h]	53.7	65.1	63.4	60.2	56.6
Top Speed [km/h]	67.1	66.8	65.4	61.1	59.1
Avg. Dist. to Rail [m]	4.0	2.3	2.8	5.1	6.8
Avg. Stride Freq. [Hz]	2.5	2.4	2.5	2.4	2.3
Avg. Stride Length [m]	6.9	7.4	7.2	6.9	6.8



- [ ] Ranking at each section and finish
- .-.- No data available at this section
- NA No data available