



**Aquis Park Gold Coast QLD Professional**  
**Race 2: ABC BUILDING PRODUCTS ONE STOP SHOP Fillies and Mares**  
**Maiden Handicap - 1350m**  
**03 December 2022 - 13:04**



Track Rating: Soft 5, Weather: , Rail Position: +2m 950-350m C/way

Section	Overall	1200m	1000m	800m	600m	400m	Last 600m					
Field Times	1:20.21 (0:10.78)	1:09.43 (0:11.04)	0:58.39 (0:11.27)	0:47.12 (0:11.74)	0:35.38 (0:11.74)	0:23.64 (0:11.76)	0:35.38					
Rank	TAB	Horse/Jockey	Top Speed [km/h]	Fastest Section	Distance Travelled [m]							
1	6	<b>KALEA</b> Anthony Allen	65.0 1200m	0:11.21 400m	1:20.21 [1] (0:11.41)	1:08.80 [10] (0:11.27)	0:57.53 [10] (0:11.40)	0:46.13 [10] (0:11.54)	0:34.59 [10] (0:11.63)	0:22.96 [10] (0:11.21)	0:34.59	
2	12	<b>CARLIE EKSPLODES</b> Karl Zechner	65.8 1200m	0:10.85 Overall	1:20.55 [2] (0:10.85)	1:09.70 [3] (0:11.11)	0:58.59 [4] (0:11.50)	0:47.09 [5] (0:11.78)	0:35.31 [6] (0:11.71)	0:23.60 [6] (0:11.71)	0:35.31	+8
3	7	<b>ANATINI</b> Lani Allen	67.0 1200m	0:10.79 Overall	1:20.56 [3] (0:10.79)	1:09.77 [2] (0:11.04)	0:58.73 [1] (0:11.37)	0:47.36 [2] (0:11.73)	0:35.63 [2] (0:11.77)	0:23.86 [2] (0:11.68)	0:35.63	+6
4	3	<b>ROYAL MAKEOVER</b> Craig Robertson	66.3 1200m	0:10.78 Overall	1:20.57 [4] (0:10.78)	1:09.79 [1] (0:11.08)	0:58.71 [2] (0:11.23)	0:47.48 [1] (0:11.74)	0:35.74 [1] (0:11.74)	0:24.00 [1] (0:11.76)	0:35.74	-1
5	14	<b>MILLIFFE</b> Robbie Fradd	66.0 1200m	0:11.02 1200m	1:20.61 [5] (0:11.05)	1:09.56 [7] (0:11.02)	0:58.54 [5] (0:11.31)	0:47.23 [3] (0:11.78)	0:35.45 [3] (0:11.77)	0:23.68 [5] (0:11.62)	0:35.45	+7
6	5	<b>IS THAT YOU ETHEL</b> Jag Guthmann-Chester	64.8 1200m	0:10.97 Overall	1:20.62 [6] (0:10.97)	1:09.65 [5] (0:11.26)	0:58.39 [6] (0:11.33)	0:47.06 [6] (0:11.66)	0:35.40 [5] (0:11.60)	0:23.80 [3] (0:11.69)	0:35.40	+0
7	13	<b>FRIDA'S TIME</b> Corey Bayliss	65.7 1200m	0:11.19 1200m	1:20.70 [7] (0:11.27)	1:09.43 [9] (0:11.19)	0:58.24 [9] (0:11.44)	0:46.80 [9] (0:11.49)	0:35.31 [9] (0:11.63)	0:23.68 [7] (0:11.60)	0:35.31	+9
8	1	<b>BODDINGTON</b> Ryan Wiggins	65.3 1200m	0:11.15 Overall	1:20.81 [8] (0:11.15)	1:09.66 [8] (0:11.31)	0:58.35 [8] (0:11.30)	0:47.05 [8] (0:11.59)	0:35.46 [8] (0:11.72)	0:23.74 [8] (0:11.62)	0:35.46	-3
9	2	<b>CONTROLLED KAOS</b> Georgina Cartwright	66.4 Overall	0:11.00 Overall	1:20.88 [9] (0:11.00)	1:09.88 [6] (0:11.27)	0:58.61 [7] (0:11.31)	0:47.30 [7] (0:11.78)	0:35.52 [7] (0:11.80)	0:23.72 [9] (0:11.52)	0:35.52	+6
10	8	<b>AMALFI QUEEN</b> Yvette Lewis	67.8 1200m	0:10.90 Overall	1:22.09 [10] (0:10.90)	1:11.19 [4] (0:10.92)	1:00.27 [3] (0:11.49)	0:48.78 [4] (0:11.76)	0:37.02 [4] (0:11.67)	0:25.35 [4] (0:12.06)	0:37.02	+2

Scratched: Yankee Blossom (#11), Alberta The Fox (#16), Maralah (#4), Damiani (#9), Little Jill (#10), When Doves Fly (#15)

[ ] Ranking at each section and finish  
 -:-:- No data available at this section  
 NA No data available

SCN Saddle cloth number  
 DNF Did not finish  
 DNT Did not track



**Aquis Park Gold Coast QLD Professional**  
**Race 2: ABC BUILDING PRODUCTS ONE STOP SHOP Fillies and Mares**  
**Maiden Handicap - 1350m**  
**03 December 2022 - 13:04**



Track Rating: Soft 5, Weather: , Rail Position: +2m 950-350m C/way

Section			200m			Last 600m
Field Times			0:11.88 (0:11.88)			0:35.38
Rank	TAB	Horse/Jockey	Top Speed [km/h]	Fastest Section	Margin	Distance Travelled [m]
1	6	<b>KALEA</b> Anthony Allen	65.0 1200m	0:11.21 400m	0:11.75 [4] (0:11.75)	1:20.21 0:34.59
2	12	<b>CARLIE EKSPLODES</b> Karl Zechner	65.8 1200m	0:10.85 Overall	0:11.89 [8] (0:11.89)	2L 0:35.31 +8
3	7	<b>ANATINI</b> Lani Allen	67.0 1200m	0:10.79 Overall	0:12.18 [2] (0:12.18)	2.1L 0:35.63 +6
4	3	<b>ROYAL MAKEOVER</b> Craig Robertson	66.3 1200m	0:10.78 Overall	0:12.24 [1] (0:12.24)	2.2L 0:35.74 -1
5	14	<b>MILLIFFE</b> Robbie Fradd	66.0 1200m	0:11.02 1200m	0:12.06 [5] (0:12.06)	2.4L 0:35.45 +7
6	5	<b>IS THAT YOU ETHEL</b> Jag Guthmann-Chester	64.8 1200m	0:10.97 Overall	0:12.11 [3] (0:12.11)	2.5L 0:35.40 +0
7	13	<b>FRIDA'S TIME</b> Corey Bayliss	65.7 1200m	0:11.19 1200m	0:12.08 [7] (0:12.08)	2.9L 0:35.31 +9
8	1	<b>BODDINGTON</b> Ryan Wiggins	65.3 1200m	0:11.15 Overall	0:12.12 [9] (0:12.12)	3.4L 0:35.46 -3
9	2	<b>CONTROLLED KAOS</b> Georgina Cartwright	66.4 Overall	0:11.00 Overall	0:12.20 [6] (0:12.20)	3.7L 0:35.52 +6
10	8	<b>AMALFI QUEEN</b> Yvette Lewis	67.8 1200m	0:10.90 Overall	0:13.29 [10] (0:13.29)	10.7L 0:37.02 +2

Scratched: Yankee Blossom (#11), Alberta The Fox (#16), Maralah (#4), Damiani (#9), Little Jill (#10), When Doves Fly (#15)

[ ] Ranking at each section and finish  
 -:-:- No data available at this section  
 NA No data available

SCN Saddle cloth number  
 DNF Did not finish  
 DNT Did not track



Horse/Jockey Name	Kalea
Final Rank	1
Fastest Section Time (Section)	0:11.21 (400m)
Top Speed [km/h] (Section)	65.0 (1200m)
Race State	Finished



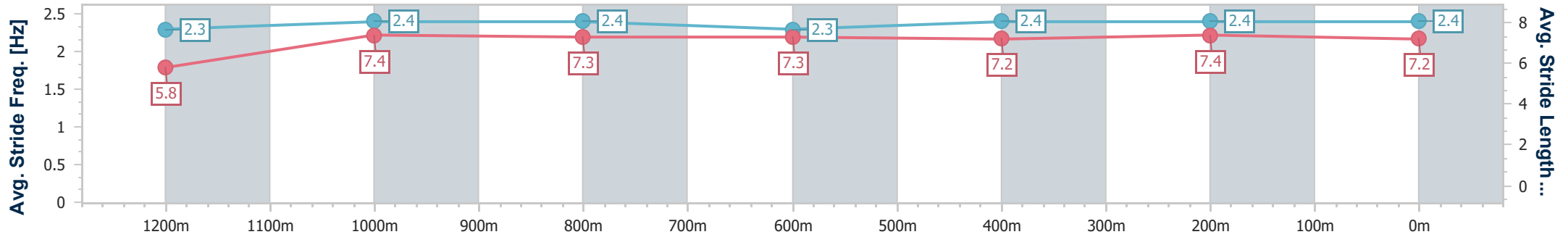
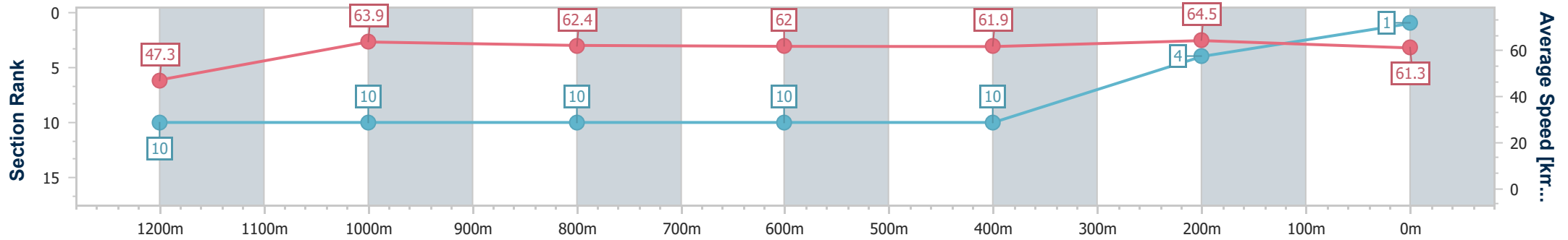
Aquis Park Gold Coast QLD Professional  
Race 2: ABC BUILDING PRODUCTS ONE STOP SHOP Fillies  
and Mares Maiden Handicap - 1350m



03 December 2022 - 13:04

Track Rating: Soft 5, Weather: , Rail Position: +2m 950-350m C/way

Section	Overall	1200m	1000m	800m	600m	400m	200m
Section Times	1:20.21 [1] (0:11.41)	1:08.80 [10] (0:11.27)	0:57.53 [10] (0:11.40)	0:46.13 [10] (0:11.54)	0:34.59 [10] (0:11.63)	0:22.96 [10] (0:11.21)	0:11.75 [4] (0:11.75)
Average Speed [km/h]	47.3	63.9	62.4	62.0	61.9	64.5	61.3
Top Speed [km/h]	63.2	65.0	63.8	64.4	64.2	64.7	63.9
Avg. Dist. to Rail [m]	1.1	1.4	2.2	1.6	0.8	6.3	9.3
Avg. Stride Freq. [Hz]	2.3	2.4	2.4	2.3	2.4	2.4	2.4
Avg. Stride Length [m]	5.8	7.4	7.3	7.3	7.2	7.4	7.2



- [ ] Ranking at each section and finish
- .-.- No data available at this section
- NA No data available



Horse/Jockey Name	Carlie Eksplodes
Final Rank	2
Fastest Section Time (Section)	0:10.85 (Overall)
Top Speed [km/h] (Section)	65.8 (1200m)
Race State	Finished



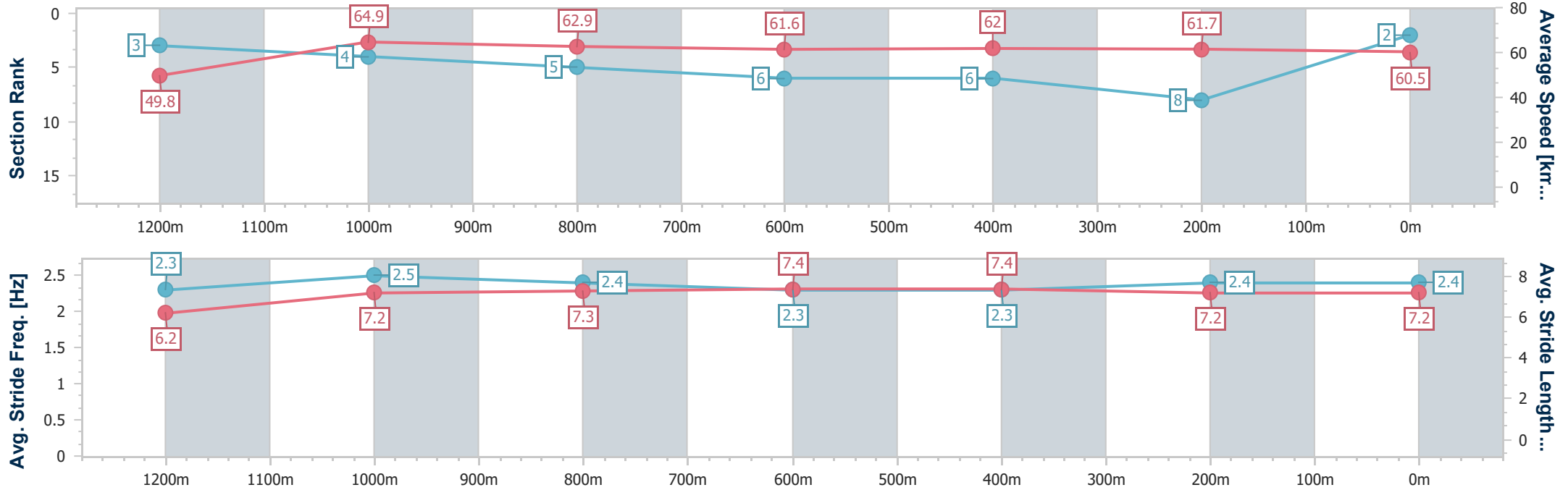
Aquis Park Gold Coast QLD Professional  
 Race 2: ABC BUILDING PRODUCTS ONE STOP SHOP Fillies  
 and Mares Maiden Handicap - 1350m



03 December 2022 - 13:04

Track Rating: Soft 5, Weather: , Rail Position: +2m 950-350m C/way

Section	Overall	1200m	1000m	800m	600m	400m	200m
Section Times	1:20.55 [2] (0:10.85)	1:09.70 [3] (0:11.11)	0:58.59 [4] (0:11.50)	0:47.09 [5] (0:11.78)	0:35.31 [6] (0:11.71)	0:23.60 [6] (0:11.71)	0:11.89 [8] (0:11.89)
Average Speed [km/h]	49.8	64.9	62.9	61.6	62.0	61.7	60.5
Top Speed [km/h]	64.8	65.8	64.4	62.9	64.0	63.2	62.7
Avg. Dist. to Rail [m]	7.0	1.4	1.5	1.9	1.6	6.0	8.6
Avg. Stride Freq. [Hz]	2.3	2.5	2.4	2.3	2.3	2.4	2.4
Avg. Stride Length [m]	6.2	7.2	7.3	7.4	7.4	7.2	7.2



- [ ] Ranking at each section and finish
- .-.- No data available at this section
- NA No data available



Horse/Jockey Name	Anatini
Final Rank	3
Fastest Section Time (Section)	0:10.79 (Overall)
Top Speed [km/h] (Section)	67.0 (1200m)
Race State	Finished



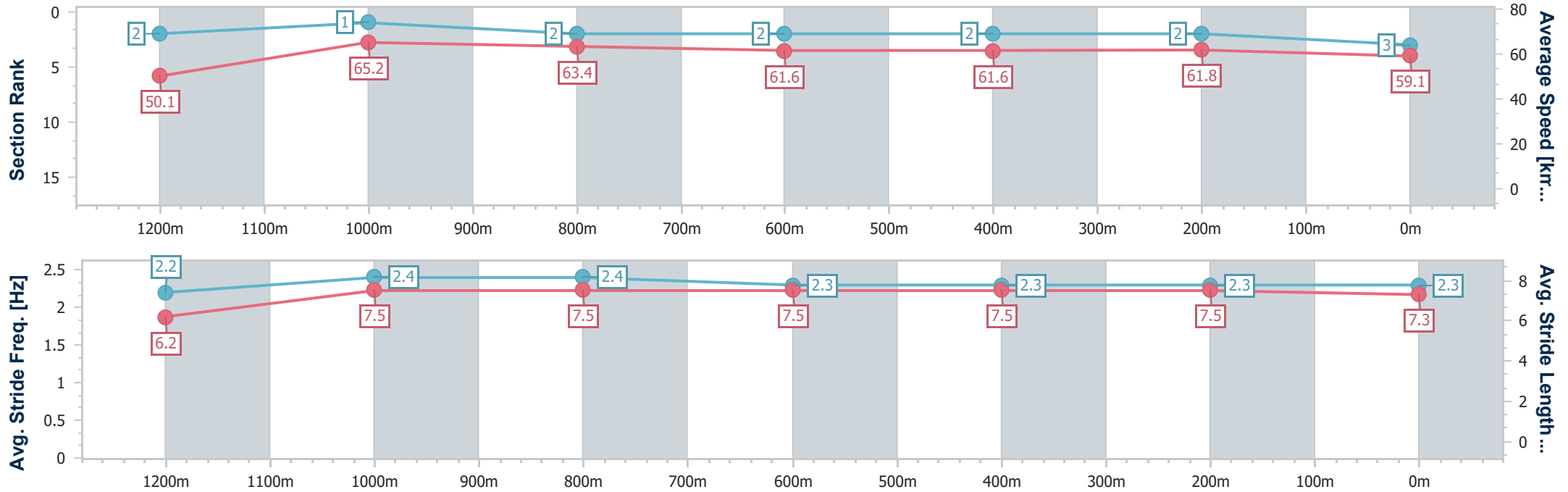
Aquis Park Gold Coast QLD Professional  
Race 2: ABC BUILDING PRODUCTS ONE STOP SHOP Fillies  
and Mares Maiden Handicap - 1350m



03 December 2022 - 13:04

Track Rating: Soft 5, Weather: , Rail Position: +2m 950-350m C/way

Section	Overall	1200m	1000m	800m	600m	400m	200m
Section Times	1:20.56 [3] (0:10.79)	1:09.77 [2] (0:11.04)	0:58.73 [1] (0:11.37)	0:47.36 [2] (0:11.73)	0:35.63 [2] (0:11.77)	0:23.86 [2] (0:11.68)	0:12.18 [2] (0:12.18)
Average Speed [km/h]	50.1	65.2	63.4	61.6	61.6	61.8	59.1
Top Speed [km/h]	63.0	67.0	64.8	62.7	62.5	62.5	60.2
Avg. Dist. to Rail [m]	4.6	0.3	0.8	1.0	1.2	3.7	6.7
Avg. Stride Freq. [Hz]	2.2	2.4	2.4	2.3	2.3	2.3	2.3
Avg. Stride Length [m]	6.2	7.5	7.5	7.5	7.5	7.5	7.3



- [ ] Ranking at each section and finish
- .-.- No data available at this section
- NA No data available



Horse/Jockey Name	Royal Makeover
Final Rank	4
Fastest Section Time (Section)	0:10.78 (Overall)
Top Speed [km/h] (Section)	66.3 (1200m)
Race State	Finished



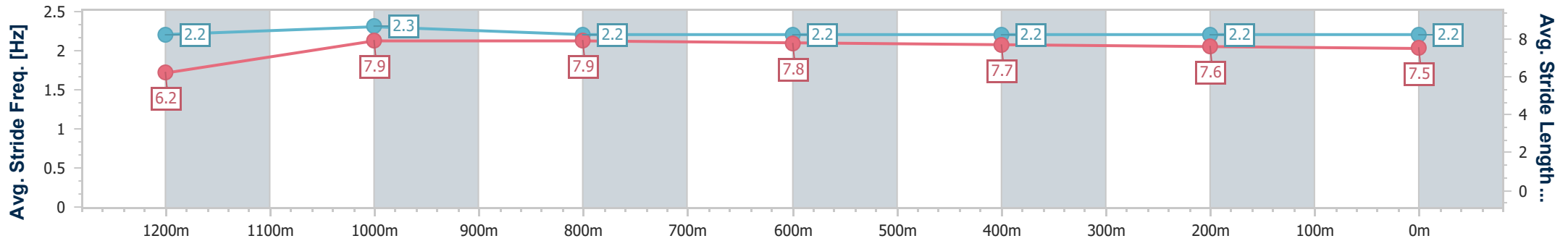
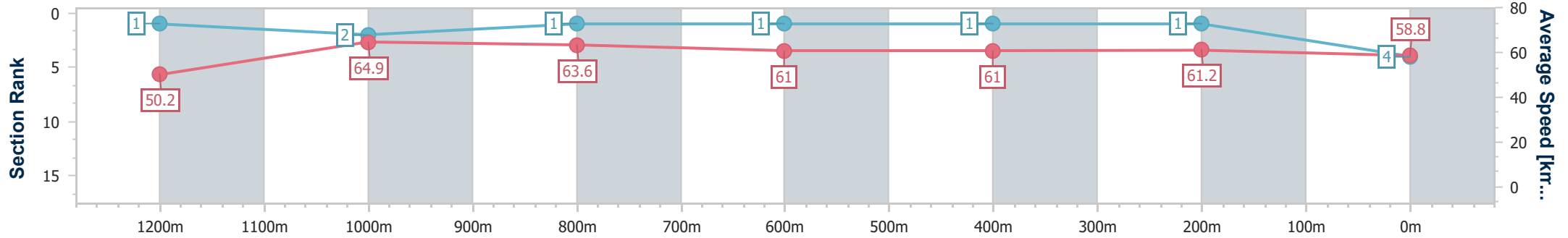
Aquis Park Gold Coast QLD Professional  
 Race 2: ABC BUILDING PRODUCTS ONE STOP SHOP Fillies  
 and Mares Maiden Handicap - 1350m



03 December 2022 - 13:04

Track Rating: Soft 5, Weather: , Rail Position: +2m 950-350m C/way

Section	Overall	1200m	1000m	800m	600m	400m	200m
Section Times	1:20.57 [4] (0:10.78)	1:09.79 [1] (0:11.08)	0:58.71 [2] (0:11.23)	0:47.48 [1] (0:11.74)	0:35.74 [1] (0:11.74)	0:24.00 [1] (0:11.76)	0:12.24 [1] (0:12.24)
Average Speed [km/h]	50.2	64.9	63.6	61.0	61.0	61.2	58.8
Top Speed [km/h]	64.6	66.3	64.8	61.8	62.8	62.1	60.4
Avg. Dist. to Rail [m]	2.5	1.2	1.8	1.3	0.8	1.4	4.1
Avg. Stride Freq. [Hz]	2.2	2.3	2.2	2.2	2.2	2.2	2.2
Avg. Stride Length [m]	6.2	7.9	7.9	7.8	7.7	7.6	7.5



- [ ] Ranking at each section and finish
- .-.- No data available at this section
- NA No data available



Horse/Jockey Name	Milliffe
Final Rank	5
Fastest Section Time (Section)	0:11.02 (1200m)
Top Speed [km/h] (Section)	66.0 (1200m)
Race State	Finished



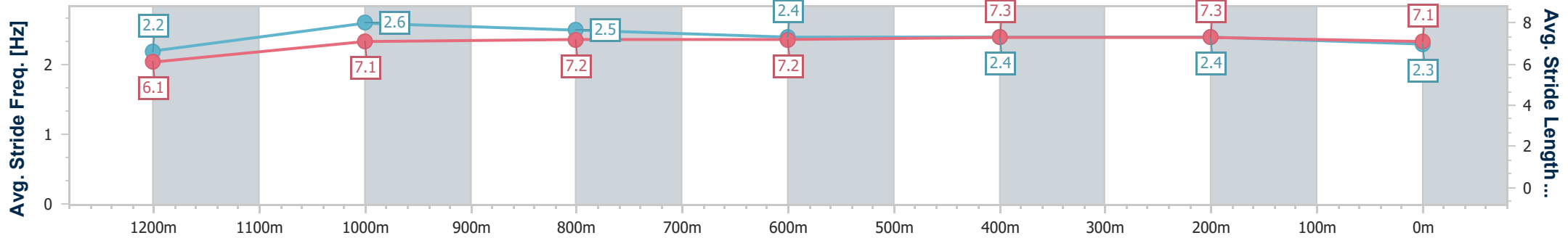
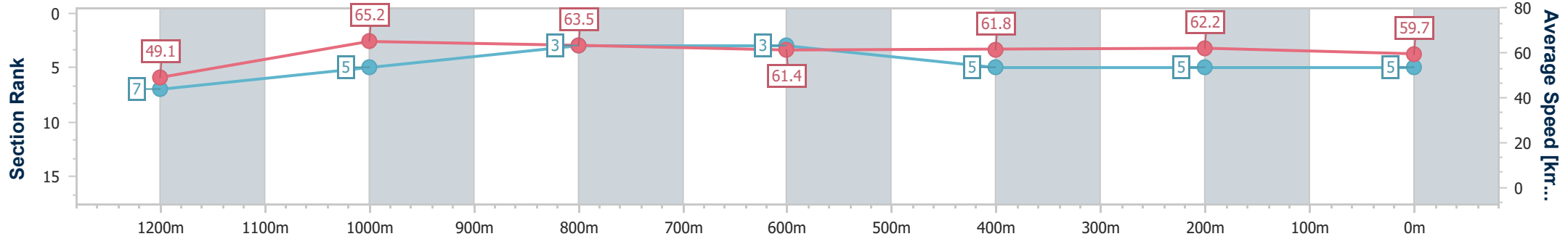
Aquis Park Gold Coast QLD Professional  
Race 2: ABC BUILDING PRODUCTS ONE STOP SHOP Fillies  
and Mares Maiden Handicap - 1350m



03 December 2022 - 13:04

Track Rating: Soft 5, Weather: , Rail Position: +2m 950-350m C/way

Section	Overall	1200m	1000m	800m	600m	400m	200m
Section Times	1:20.61 [5] (0:11.05)	1:09.56 [7] (0:11.02)	0:58.54 [5] (0:11.31)	0:47.23 [3] (0:11.78)	0:35.45 [3] (0:11.77)	0:23.68 [5] (0:11.62)	0:12.06 [5] (0:12.06)
Average Speed [km/h]	49.1	65.2	63.5	61.4	61.8	62.2	59.7
Top Speed [km/h]	65.1	66.0	64.4	62.6	63.8	63.7	61.0
Avg. Dist. to Rail [m]	1.9	0.8	1.1	1.4	2.0	5.8	7.6
Avg. Stride Freq. [Hz]	2.2	2.6	2.5	2.4	2.4	2.4	2.3
Avg. Stride Length [m]	6.1	7.1	7.2	7.2	7.3	7.3	7.1



- [ ] Ranking at each section and finish
- .-.- No data available at this section
- NA No data available



Horse/Jockey Name	Is That You Ethel
Final Rank	6
Fastest Section Time (Section)	0:10.97 (Overall)
Top Speed [km/h] (Section)	64.8 (1200m)
Race State	Finished



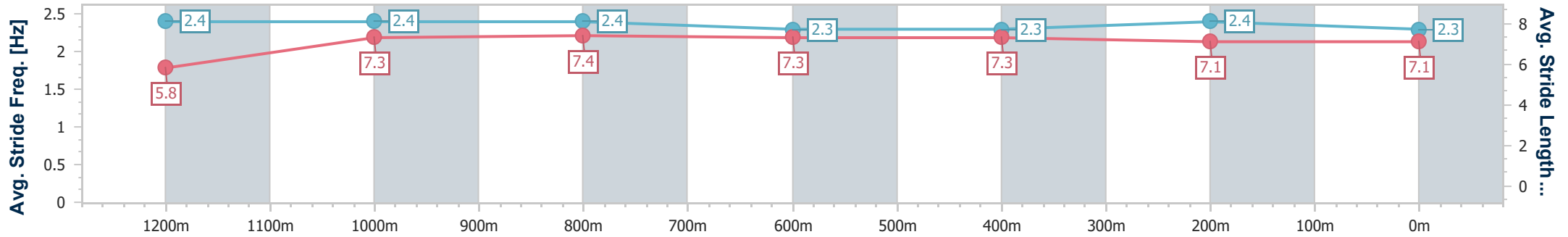
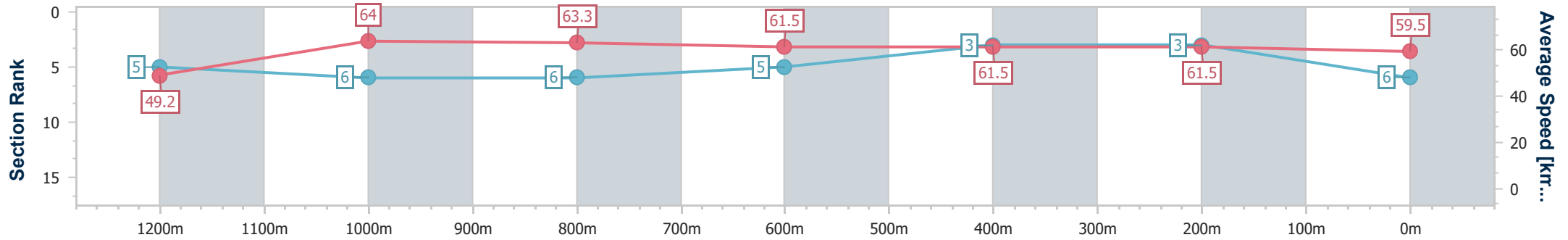
Aquis Park Gold Coast QLD Professional  
 Race 2: ABC BUILDING PRODUCTS ONE STOP SHOP Fillies  
 and Mares Maiden Handicap - 1350m



03 December 2022 - 13:04

Track Rating: Soft 5, Weather: , Rail Position: +2m 950-350m C/way

Section	Overall	1200m	1000m	800m	600m	400m	200m
Section Times	1:20.62 [6] (0:10.97)	1:09.65 [5] (0:11.26)	0:58.39 [6] (0:11.33)	0:47.06 [6] (0:11.66)	0:35.40 [5] (0:11.60)	0:23.80 [3] (0:11.69)	0:12.11 [3] (0:12.11)
Average Speed [km/h]	49.2	64.0	63.3	61.5	61.5	61.5	59.5
Top Speed [km/h]	62.6	64.8	64.1	63.4	63.0	64.0	61.1
Avg. Dist. to Rail [m]	1.7	0.2	0.8	0.9	1.4	1.1	2.5
Avg. Stride Freq. [Hz]	2.4	2.4	2.4	2.3	2.3	2.4	2.3
Avg. Stride Length [m]	5.8	7.3	7.4	7.3	7.3	7.1	7.1



- [ ] Ranking at each section and finish
- .-.- No data available at this section
- NA No data available





Horse/Jockey Name	Frida's Time
Final Rank	7
Fastest Section Time (Section)	0:11.19 (1200m)
Top Speed [km/h] (Section)	65.7 (1200m)
Race State	Finished



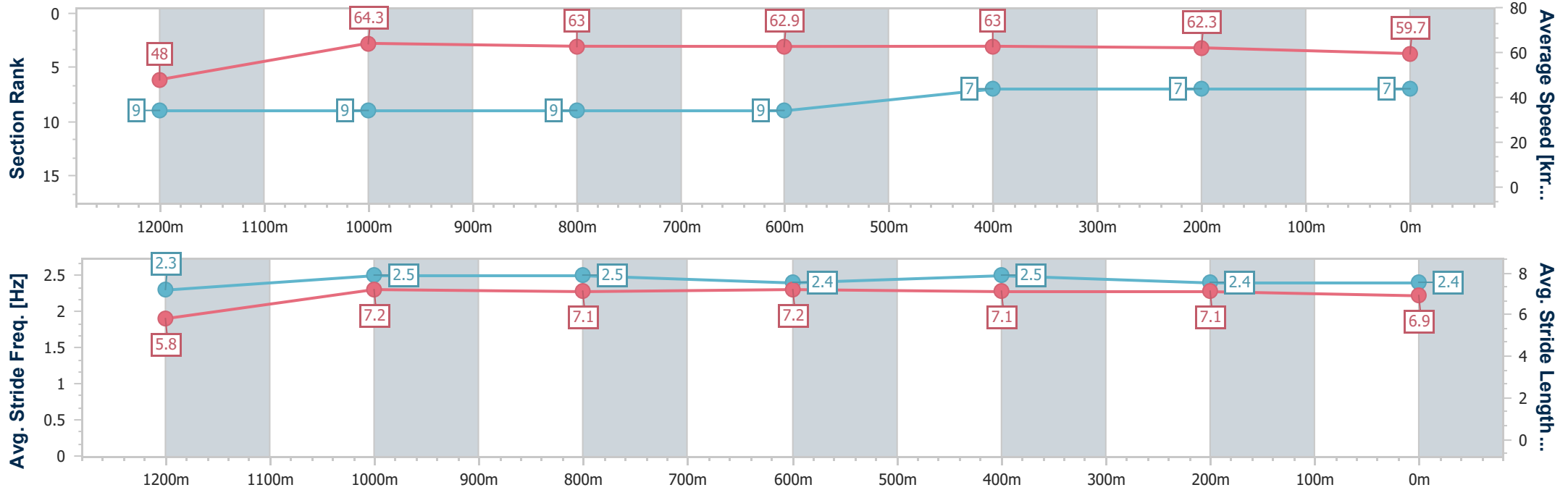
Aquis Park Gold Coast QLD Professional  
 Race 2: ABC BUILDING PRODUCTS ONE STOP SHOP Fillies  
 and Mares Maiden Handicap - 1350m



03 December 2022 - 13:04

Track Rating: Soft 5, Weather: , Rail Position: +2m 950-350m C/way

Section	Overall	1200m	1000m	800m	600m	400m	200m
Section Times	1:20.70 [7] (0:11.27)	1:09.43 [9] (0:11.19)	0:58.24 [9] (0:11.44)	0:46.80 [9] (0:11.49)	0:35.31 [9] (0:11.63)	0:23.68 [7] (0:11.60)	0:12.08 [7] (0:12.08)
Average Speed [km/h]	48.0	64.3	63.0	62.9	63.0	62.3	59.7
Top Speed [km/h]	62.0	65.7	64.5	64.5	64.2	63.9	61.2
Avg. Dist. to Rail [m]	3.3	0.4	0.8	1.1	3.0	6.6	10.4
Avg. Stride Freq. [Hz]	2.3	2.5	2.5	2.4	2.5	2.4	2.4
Avg. Stride Length [m]	5.8	7.2	7.1	7.2	7.1	7.1	6.9



- [ ] Ranking at each section and finish
- .-.- No data available at this section
- NA No data available



Horse/Jockey Name	Boddington
Final Rank	8
Fastest Section Time (Section)	0:11.15 (Overall)
Top Speed [km/h] (Section)	65.3 (1200m)
Race State	Finished



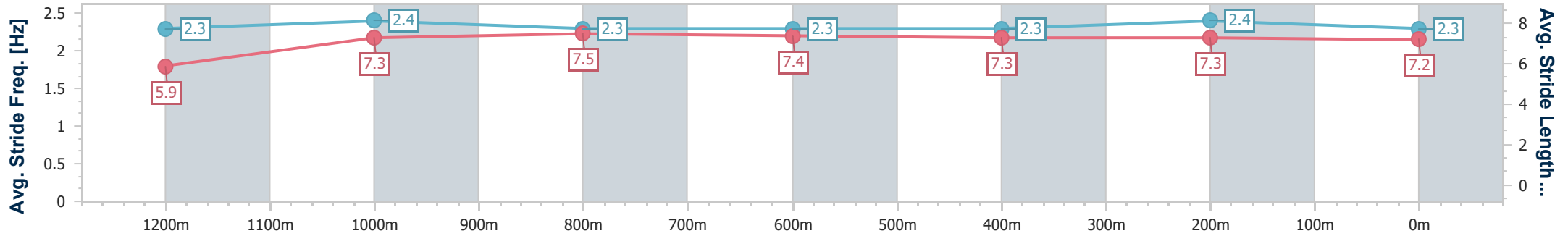
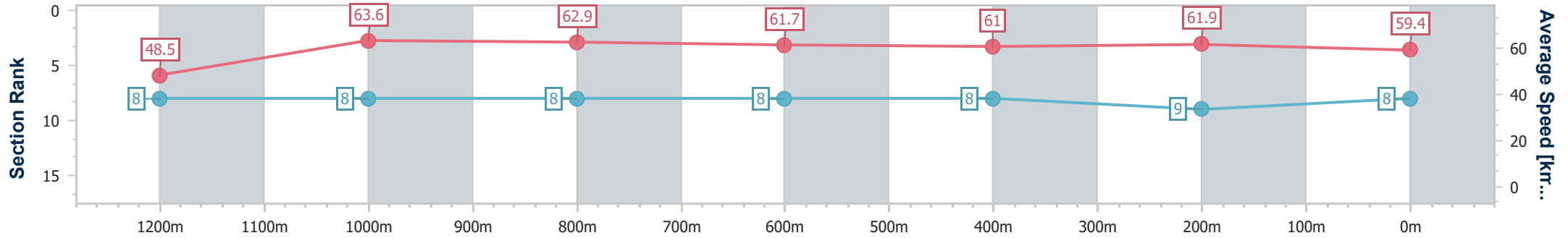
Aquis Park Gold Coast QLD Professional  
Race 2: ABC BUILDING PRODUCTS ONE STOP SHOP Fillies  
and Mares Maiden Handicap - 1350m



03 December 2022 - 13:04

Track Rating: Soft 5, Weather: , Rail Position: +2m 950-350m C/way

Section	Overall	1200m	1000m	800m	600m	400m	200m
Section Times	1:20.81 [8] (0:11.15)	1:09.66 [8] (0:11.31)	0:58.35 [8] (0:11.30)	0:47.05 [8] (0:11.59)	0:35.46 [8] (0:11.72)	0:23.74 [8] (0:11.62)	0:12.12 [9] (0:12.12)
Average Speed [km/h]	48.5	63.6	62.9	61.7	61.0	61.9	59.4
Top Speed [km/h]	62.9	65.3	63.7	63.1	61.8	63.1	61.5
Avg. Dist. to Rail [m]	1.5	1.9	2.4	1.7	1.2	1.5	3.6
Avg. Stride Freq. [Hz]	2.3	2.4	2.3	2.3	2.3	2.4	2.3
Avg. Stride Length [m]	5.9	7.3	7.5	7.4	7.3	7.3	7.2



- [ ] Ranking at each section and finish
- .-.- No data available at this section
- NA No data available



Horse/Jockey Name	Controlled Kaos
Final Rank	9
Fastest Section Time (Section)	0:11.00 (Overall)
Top Speed [km/h] (Section)	66.4 (Overall)
Race State	Finished



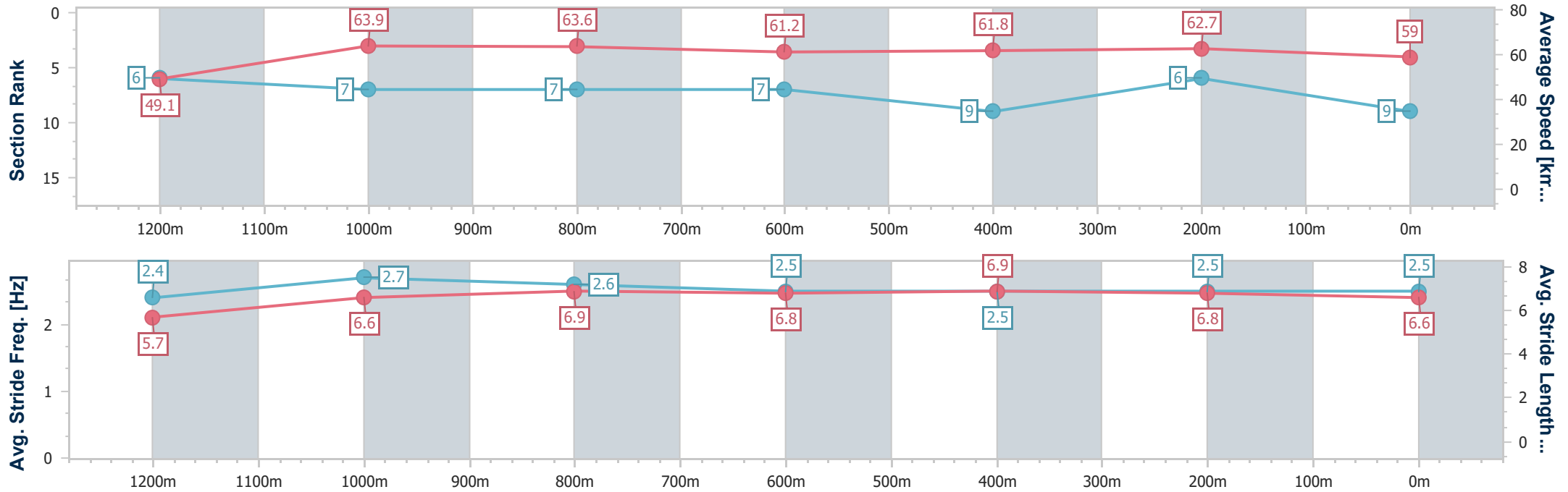
Aquis Park Gold Coast QLD Professional  
 Race 2: ABC BUILDING PRODUCTS ONE STOP SHOP Fillies  
 and Mares Maiden Handicap - 1350m



03 December 2022 - 13:04

Track Rating: Soft 5, Weather: , Rail Position: +2m 950-350m C/way

Section	Overall	1200m	1000m	800m	600m	400m	200m
Section Times	1:20.88 [9] (0:11.00)	1:09.88 [6] (0:11.27)	0:58.61 [7] (0:11.31)	0:47.30 [7] (0:11.78)	0:35.52 [7] (0:11.80)	0:23.72 [9] (0:11.52)	0:12.20 [6] (0:12.20)
Average Speed [km/h]	49.1	63.9	63.6	61.2	61.8	62.7	59.0
Top Speed [km/h]	66.4	66.4	64.7	62.6	63.6	64.0	61.2
Avg. Dist. to Rail [m]	4.8	0.7	0.5	0.2	2.1	4.3	5.0
Avg. Stride Freq. [Hz]	2.4	2.7	2.6	2.5	2.5	2.5	2.5
Avg. Stride Length [m]	5.7	6.6	6.9	6.8	6.9	6.8	6.6



- [ ] Ranking at each section and finish
- .-.- No data available at this section
- NA No data available



Horse/Jockey Name	Amalfi Queen
Final Rank	10
Fastest Section Time (Section)	0:10.90 (Overall)
Top Speed [km/h] (Section)	67.8 (1200m)
Race State	Finished



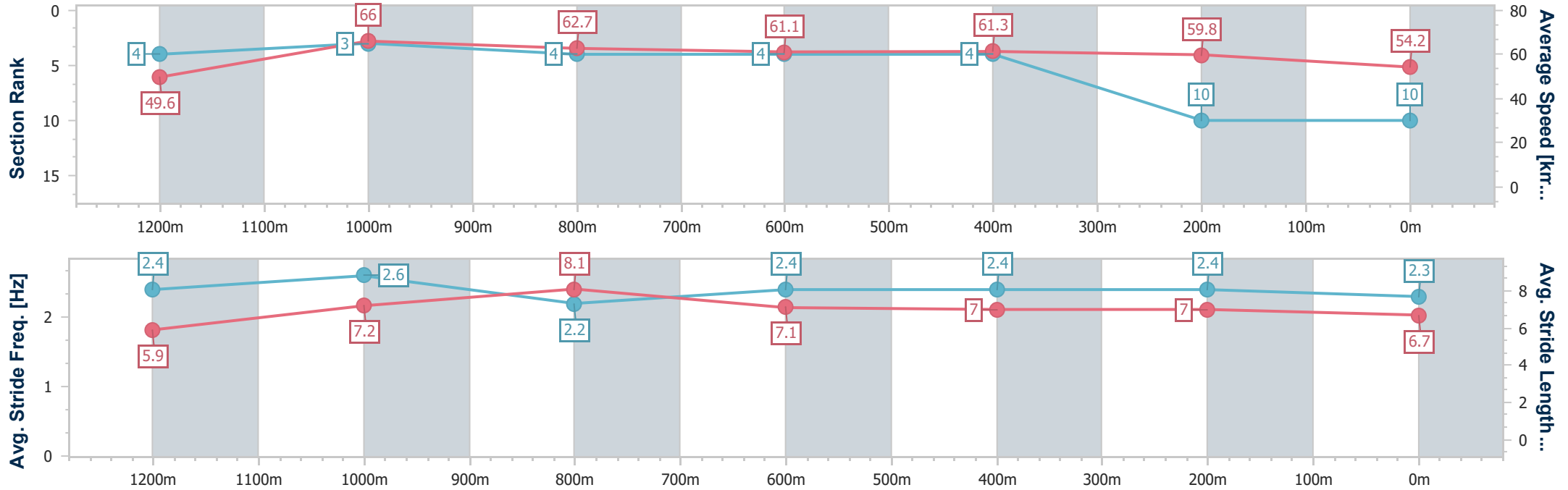
Aquis Park Gold Coast QLD Professional  
 Race 2: ABC BUILDING PRODUCTS ONE STOP SHOP Fillies  
 and Mares Maiden Handicap - 1350m



03 December 2022 - 13:04

Track Rating: Soft 5, Weather: , Rail Position: +2m 950-350m C/way

Section	Overall	1200m	1000m	800m	600m	400m	200m
Section Times	1:22.09 [10] (0:10.90)	1:11.19 [4] (0:10.92)	1:00.27 [3] (0:11.49)	0:48.78 [4] (0:11.76)	0:37.02 [4] (0:11.67)	0:25.35 [4] (0:12.06)	0:13.29 [10] (0:13.29)
Average Speed [km/h]	49.6	66.0	62.7	61.1	61.3	59.8	54.2
Top Speed [km/h]	64.3	67.8	64.3	63.0	62.3	62.3	58.0
Avg. Dist. to Rail [m]	8.0	2.2	0.2	0.4	1.0	3.2	5.8
Avg. Stride Freq. [Hz]	2.4	2.6	2.2	2.4	2.4	2.4	2.3
Avg. Stride Length [m]	5.9	7.2	8.1	7.1	7.0	7.0	6.7



- [ ] Ranking at each section and finish
- .-.- No data available at this section
- NA No data available