

Track Rating: Soft 6, Weather: Overcast, Rail Position: +2m Entire

Section		Overall	1400m	1200m	1000m	800m	600m	400m	Last 600m				
Field Times		1:32.15 (0:08.65)	1:23.50 (0:11.11)	1:12.39 (0:11.62)	1:00.77 (0:12.40)	0:48.37 (0:12.31)	0:36.06 (0:12.00)	0:24.06 (0:11.97)	0:36.06				
Rank	TAB Horse/Jockey	Barrier	Top Speed [km/h]	Fastest Section									Distance Travelled [m]
1	4 PIZZO Justin Stanley	2	63.9 1400m	0:08.78 Overall	1:32.15 [1] (0:08.78)	1:23.37 [4] (0:11.49)	1:11.88 [4] (0:11.58)	1:00.30 [4] (0:12.33)	0:47.97 [4] (0:12.29)	0:35.68 [4] (0:11.88)	0:23.80 [4] (0:11.71)	0:35.68	
2	7 ROARING THUNDER Robbie Fradd	1	64.2 1400m	0:09.05 Overall	1:32.47 [2] (0:09.05)	1:23.42 [6] (0:11.48)	1:11.94 [6] (0:11.57)	1:00.37 [6] (0:12.34)	0:48.03 [5] (0:12.32)	0:35.71 [5] (0:11.87)	0:23.84 [5] (0:11.79)	0:35.71	+4
3	8 POET'S DAY Jim Byrne	10	67.2 1400m	0:08.65 Overall	1:32.50 [3] (0:08.65)	1:23.85 [1] (0:11.17)	1:12.68 [2] (0:11.69)	1:00.99 [2] (0:12.35)	0:48.64 [2] (0:12.32)	0:36.32 [2] (0:12.04)	0:24.28 [2] (0:11.91)	0:36.32	+7
4	1 BEDFORD SQUARE James Orman	5	65.2 1200m	0:09.29 Overall	1:32.62 [4] (0:09.29)	1:23.33 [9] (0:11.73)	1:11.60 [10] (0:11.55)	1:00.05 [8] (0:12.25)	0:47.80 [8] (0:12.35)	0:35.45 [8] (0:11.64)	0:23.81 [7] (0:11.75)	0:35.45	+0
5	9 GLASHABEE Brooke Ainsworth	3	63.4 1400m	0:09.08 Overall	1:32.65 [5] (0:09.08)	1:23.57 [7] (0:11.84)	1:11.73 [9] (0:11.91)	0:59.82 [10] (0:12.20)	0:47.62 [10] (0:12.25)	0:35.37 [10] (0:11.67)	0:23.70 [8] (0:11.66)	0:35.37	+11
6	10 JIMMY NEUTRON Rikki Jamieson	8	66.9 1400m	0:08.68 Overall	1:32.69 [6] (0:08.68)	1:24.01 [2] (0:11.08)	1:12.93 [1] (0:11.62)	1:01.31 [1] (0:12.40)	0:48.91 [1] (0:12.31)	0:36.60 [1] (0:12.00)	0:24.60 [1] (0:11.98)	0:36.60	+1
7	6 SCENIC RIM Taylor Marshall	7	65.8 1400m	0:08.69 Overall	1:33.38 [7] (0:08.69)	1:24.69 [3] (0:11.29)	1:13.40 [3] (0:11.77)	1:01.63 [3] (0:12.43)	0:49.20 [3] (0:12.28)	0:36.92 [3] (0:11.92)	0:25.00 [3] (0:12.00)	0:36.92	+10
8	3 TUHINGA Brodie Loy	6	65.1 1400m	0:09.25 Overall	1:33.45 [8] (0:09.25)	1:24.20 [8] (0:11.65)	1:12.55 [8] (0:11.75)	1:00.80 [9] (0:12.39)	0:48.41 [9] (0:12.13)	0:36.28 [9] (0:11.62)	0:24.66 [6] (0:11.94)	0:36.28	+7
9	5 PEREGRINATION Stephanie Thornton	9	66.0 1400m	0:09.44 Overall	1:33.55 [9] (0:09.44)	1:24.11 [10] (0:11.34)	1:12.77 [7] (0:11.56)	1:01.21 [7] (0:12.32)	0:48.89 [7] (0:12.21)	0:36.68 [7] (0:12.07)	0:24.61 [9] (0:12.03)	0:36.68	+8
10	11 GREYT INTENTIONS Jason Taylor	11	64.4 1400m	0:09.02 Overall	1:35.39 [10] (0:09.02)	1:26.37 [5] (0:11.40)	1:14.97 [5] (0:11.60)	1:03.37 [5] (0:12.42)	0:50.95 [6] (0:12.36)	0:38.59 [6] (0:12.25)	0:26.34 [10] (0:12.62)	0:38.59	+8

Scratched: Kipling's Journey (#2)

Track Rating: Soft 6, Weather: Overcast, Rail Position: +2m Entire

Section				200m				Last 600m	
Field Times				0:12.09 (0:12.09)				0:36.06	
Rank	TAB	Horse/Jockey	Barrier	Top Speed [km/h]	Fastest Section	Margin			Distance Travelled [m]
1	4	PIZZO Justin Stanley	2	63.9 1400m	0:08.78 Overall	0:12.09 [2] (0:12.09)	1:32.15		0:35.68
2	7	ROARING THUNDER Robbie Fradd	1	64.2 1400m	0:09.05 Overall	0:12.05 [6] (0:12.05)	1.8L		0:35.71 +4
3	8	POET'S DAY Jim Byrne	10	67.2 1400m	0:08.65 Overall	0:12.37 [3] (0:12.37)	2L		0:36.32 +7
4	1	BEDFORD SQUARE James Orman	5	65.2 1200m	0:09.29 Overall	0:12.06 [5] (0:12.06)	2.5L		0:35.45 +0
5	9	GLASHABEE Brooke Ainsworth	3	63.4 1400m	0:09.08 Overall	0:12.04 [7] (0:12.04)	2.7L		0:35.37 +11
6	10	JIMMY NEUTRON Rikki Jamieson	8	66.9 1400m	0:08.68 Overall	0:12.62 [1] (0:12.62)	2.9L		0:36.60 +1
7	6	SCENIC RIM Taylor Marshall	7	65.8 1400m	0:08.69 Overall	0:13.00 [4] (0:13.00)	6.9L		0:36.92 +10
8	3	TUHINGA Brodie Loy	6	65.1 1400m	0:09.25 Overall	0:12.72 [8] (0:12.72)	7.3L		0:36.28 +7
9	5	PEREGRINATION Stephanie Thornton	9	66.0 1400m	0:09.44 Overall	0:12.58 [9] (0:12.58)	7.8L		0:36.68 +8
10	11	GREYT INTENTIONS Jason Taylor	11	64.4 1400m	0:09.02 Overall	0:13.72 [10] (0:13.72)	18.6L		0:38.59 +8

Scratched: Kipling's Journey (#2)



Horse/Jockey Name	Pizzo
Final Rank	1
Fastest Section Time (Section)	0:08.78 (Overall)
Top Speed [km/h] (Section)	63.9 (1400m)
Race State	Finished



Ipswich QLD Professional

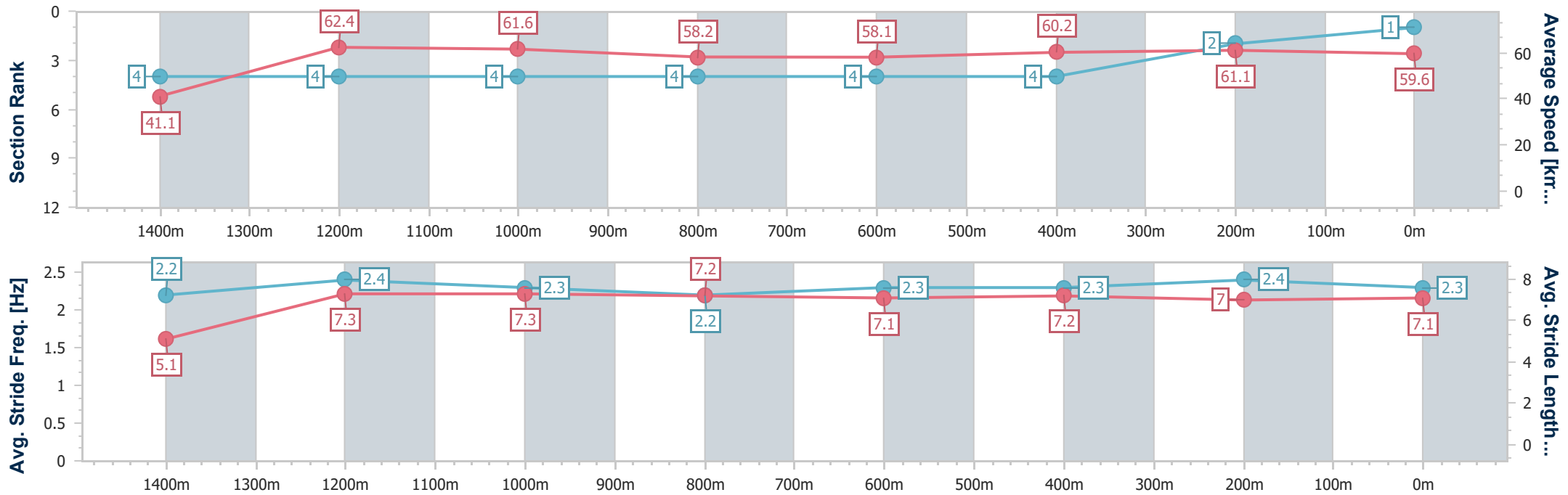
Race 7: TAB Class 2 Handicap - 1500m

02 December 2022 - 16:43



Track Rating: Soft 6, Weather: Overcast, Rail Position: +2m Entire

Section	Overall	1400m	1200m	1000m	800m	600m	400m	200m
Section Times	1:32.15 [1] (0:08.78)	1:23.37 [4] (0:11.49)	1:11.88 [4] (0:11.58)	1:00.30 [4] (0:12.33)	0:47.97 [4] (0:12.29)	0:35.68 [4] (0:11.88)	0:23.80 [4] (0:11.71)	0:12.09 [2] (0:12.09)
Average Speed [km/h]	41.1	62.4	61.6	58.2	58.1	60.2	61.1	59.6
Top Speed [km/h]	58.5	63.9	63.3	59.2	59.7	61.0	62.1	61.7
Avg. Dist. to Rail [m]	1.9	0.8	2.1	2.1	2.3	1.8	1.0	0.6
Avg. Stride Freq. [Hz]	2.2	2.4	2.3	2.2	2.3	2.3	2.4	2.3
Avg. Stride Length [m]	5.1	7.3	7.3	7.2	7.1	7.2	7.0	7.1



- [] Ranking at each section and finish
- .-.- No data available at this section
- NA No data available



Horse/Jockey Name	Roaring Thunder
Final Rank	2
Fastest Section Time (Section)	0:09.05 (Overall)
Top Speed [km/h] (Section)	64.2 (1400m)
Race State	Finished



Ipswich QLD Professional

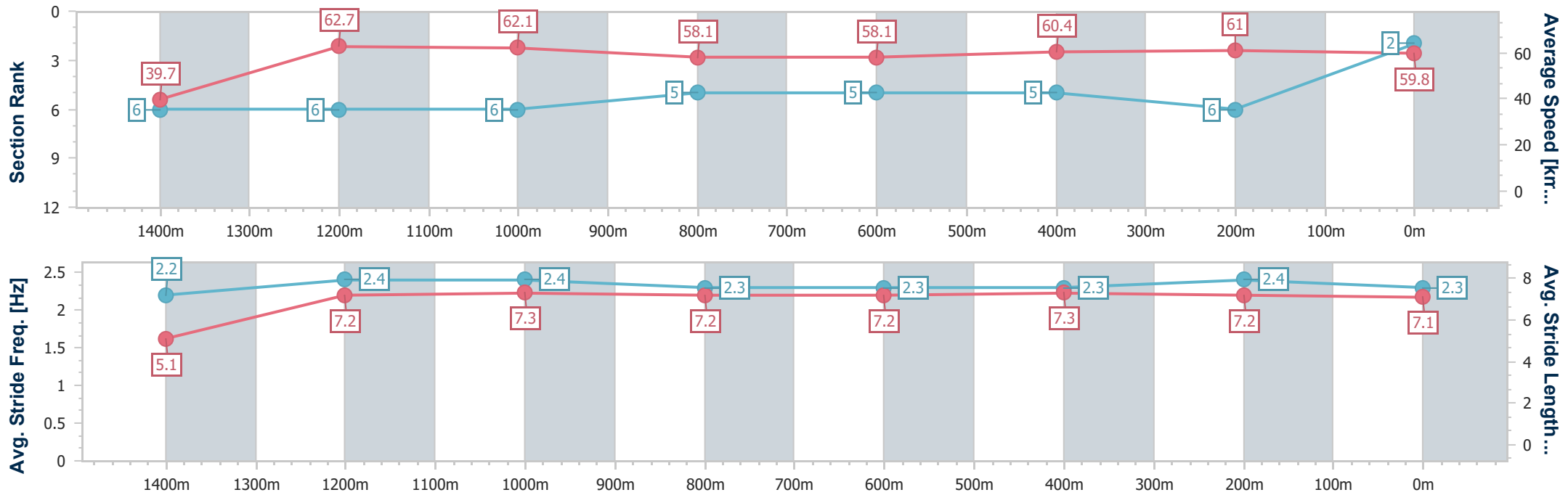
Race 7: TAB Class 2 Handicap - 1500m

02 December 2022 - 16:43



Track Rating: Soft 6, Weather: Overcast, Rail Position: +2m Entire

Section	Overall	1400m	1200m	1000m	800m	600m	400m	200m
Section Times	1:32.47 [2] (0:09.05)	1:23.42 [6] (0:11.48)	1:11.94 [6] (0:11.57)	1:00.37 [6] (0:12.34)	0:48.03 [5] (0:12.32)	0:35.71 [5] (0:11.87)	0:23.84 [5] (0:11.79)	0:12.05 [6] (0:12.05)
Average Speed [km/h]	39.7	62.7	62.1	58.1	58.1	60.4	61.0	59.8
Top Speed [km/h]	59.1	64.2	64.1	59.1	59.8	61.5	61.5	60.9
Avg. Dist. to Rail [m]	1.5	0.5	0.4	0.6	1.7	1.1	1.2	4.0
Avg. Stride Freq. [Hz]	2.2	2.4	2.4	2.3	2.3	2.3	2.4	2.3
Avg. Stride Length [m]	5.1	7.2	7.3	7.2	7.2	7.3	7.2	7.1



- [] Ranking at each section and finish
- .-.- No data available at this section
- NA No data available



Horse/Jockey Name	Poet's Day
Final Rank	3
Fastest Section Time (Section)	0:08.65 (Overall)
Top Speed [km/h] (Section)	67.2 (1400m)
Race State	Finished



Ipswich QLD Professional

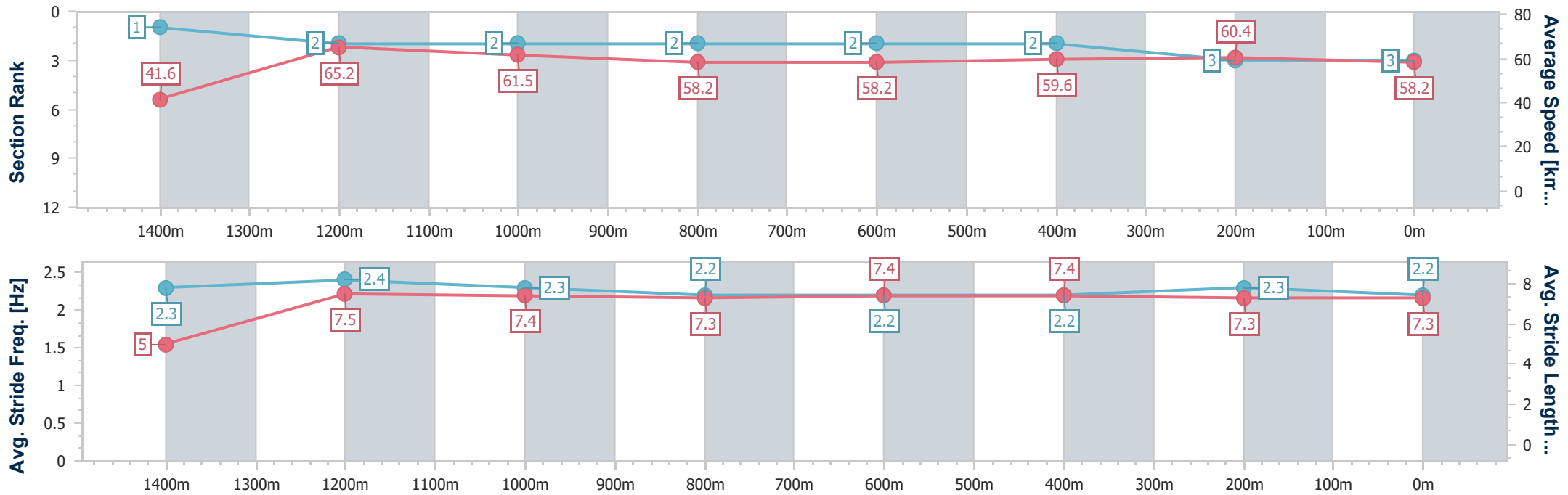
Race 7: TAB Class 2 Handicap - 1500m

02 December 2022 - 16:43



Track Rating: Soft 6, Weather: Overcast, Rail Position: +2m Entire

Section	Overall	1400m	1200m	1000m	800m	600m	400m	200m
Section Times	1:32.50 [3] (0:08.65)	1:23.85 [1] (0:11.17)	1:12.68 [2] (0:11.69)	1:00.99 [2] (0:12.35)	0:48.64 [2] (0:12.32)	0:36.32 [2] (0:12.04)	0:24.28 [2] (0:11.91)	0:12.37 [3] (0:12.37)
Average Speed [km/h]	41.6	65.2	61.5	58.2	58.2	59.6	60.4	58.2
Top Speed [km/h]	62.0	67.2	65.1	59.2	58.9	60.9	61.2	60.6
Avg. Dist. to Rail [m]	8.3	2.3	0.4	0.6	1.1	0.6	0.5	2.7
Avg. Stride Freq. [Hz]	2.3	2.4	2.3	2.2	2.2	2.2	2.3	2.2
Avg. Stride Length [m]	5.0	7.5	7.4	7.3	7.4	7.4	7.3	7.3



- [] Ranking at each section and finish
- .-.- No data available at this section
- NA No data available



Horse/Jockey Name	Bedford Square
Final Rank	4
Fastest Section Time (Section)	0:09.29 (Overall)
Top Speed [km/h] (Section)	65.2 (1200m)
Race State	Finished



Ipswich QLD Professional

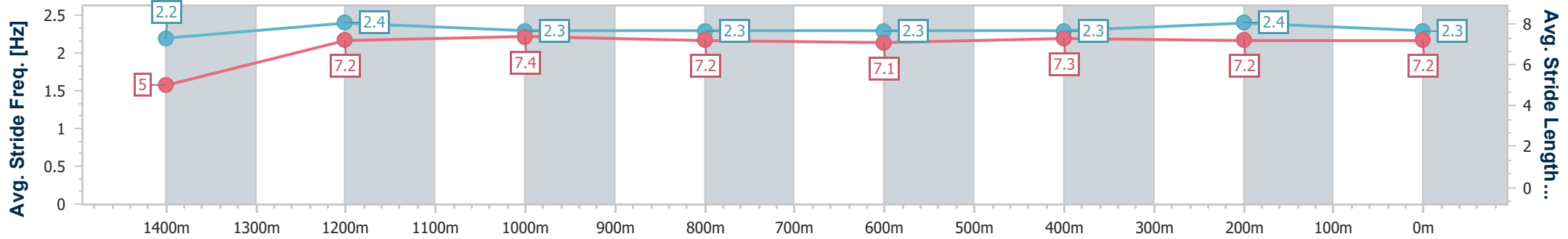
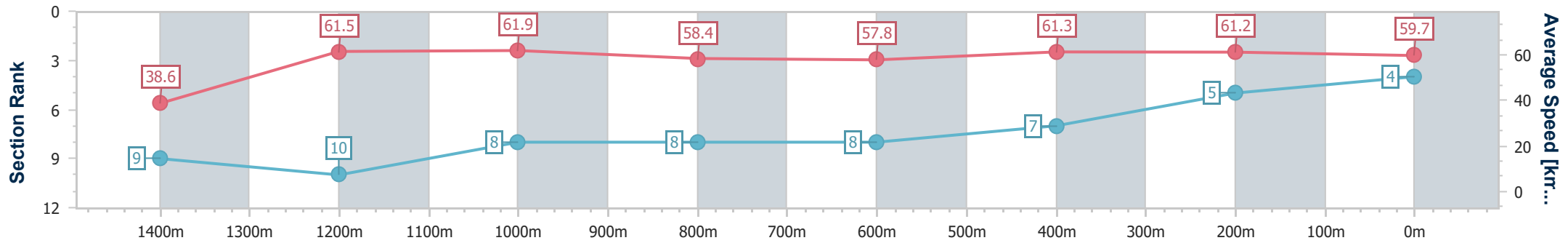
Race 7: TAB Class 2 Handicap - 1500m

02 December 2022 - 16:43



Track Rating: Soft 6, Weather: Overcast, Rail Position: +2m Entire

Section	Overall	1400m	1200m	1000m	800m	600m	400m	200m
Section Times	1:32.62 [4] (0:09.29)	1:23.33 [9] (0:11.73)	1:11.60 [10] (0:11.55)	1:00.05 [8] (0:12.25)	0:47.80 [8] (0:12.35)	0:35.45 [8] (0:11.64)	0:23.81 [7] (0:11.75)	0:12.06 [5] (0:12.06)
Average Speed [km/h]	38.6	61.5	61.9	58.4	57.8	61.3	61.2	59.7
Top Speed [km/h]	56.8	65.0	65.2	60.9	59.5	63.2	63.3	61.0
Avg. Dist. to Rail [m]	3.4	1.0	1.6	2.6	2.4	2.1	0.9	0.9
Avg. Stride Freq. [Hz]	2.2	2.4	2.3	2.3	2.3	2.3	2.4	2.3
Avg. Stride Length [m]	5.0	7.2	7.4	7.2	7.1	7.3	7.2	7.2



- [] Ranking at each section and finish
- .-.- No data available at this section
- NA No data available



Horse/Jockey Name	Glashabee
Final Rank	5
Fastest Section Time (Section)	0:09.08 (Overall)
Top Speed [km/h] (Section)	63.4 (1400m)
Race State	Finished



Ipswich QLD Professional

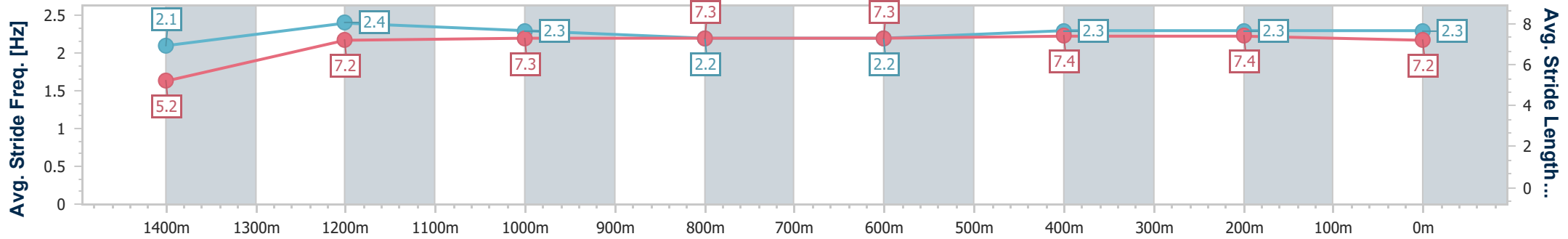
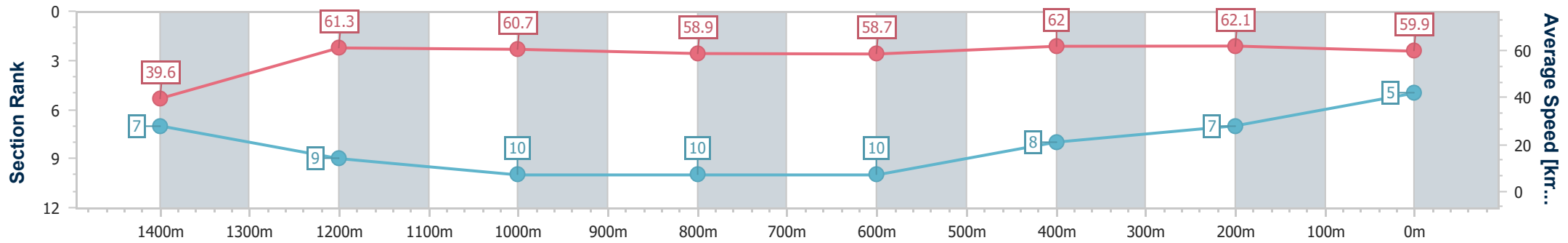
Race 7: TAB Class 2 Handicap - 1500m

02 December 2022 - 16:43



Track Rating: Soft 6, Weather: Overcast, Rail Position: +2m Entire

Section	Overall	1400m	1200m	1000m	800m	600m	400m	200m
Section Times	1:32.65 [5] (0:09.08)	1:23.57 [7] (0:11.84)	1:11.73 [9] (0:11.91)	0:59.82 [10] (0:12.20)	0:47.62 [10] (0:12.25)	0:35.37 [10] (0:11.67)	0:23.70 [8] (0:11.66)	0:12.04 [7] (0:12.04)
Average Speed [km/h]	39.6	61.3	60.7	58.9	58.7	62.0	62.1	59.9
Top Speed [km/h]	57.6	63.4	62.4	61.4	61.3	63.2	63.0	63.0
Avg. Dist. to Rail [m]	3.5	1.5	0.8	0.3	0.4	1.3	2.6	6.4
Avg. Stride Freq. [Hz]	2.1	2.4	2.3	2.2	2.2	2.3	2.3	2.3
Avg. Stride Length [m]	5.2	7.2	7.3	7.3	7.3	7.4	7.4	7.2



- [] Ranking at each section and finish
- .-.- No data available at this section
- NA No data available



Horse/Jockey Name	Jimmy Neutron
Final Rank	6
Fastest Section Time (Section)	0:08.68 (Overall)
Top Speed [km/h] (Section)	66.9 (1400m)
Race State	Finished



Ipswich QLD Professional

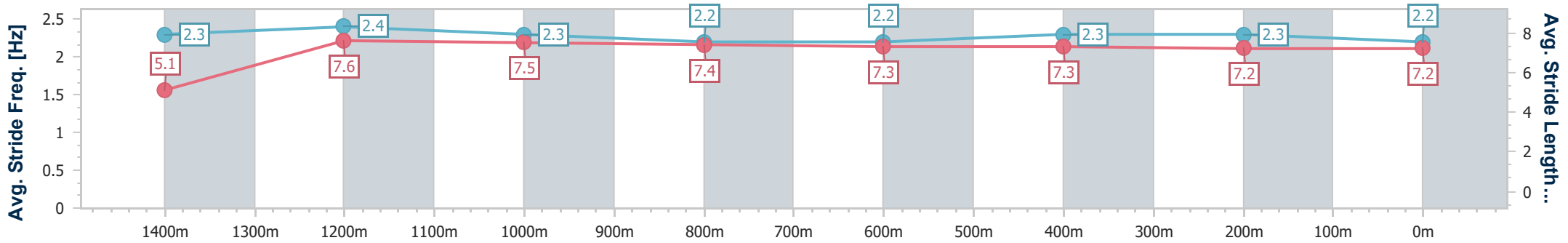
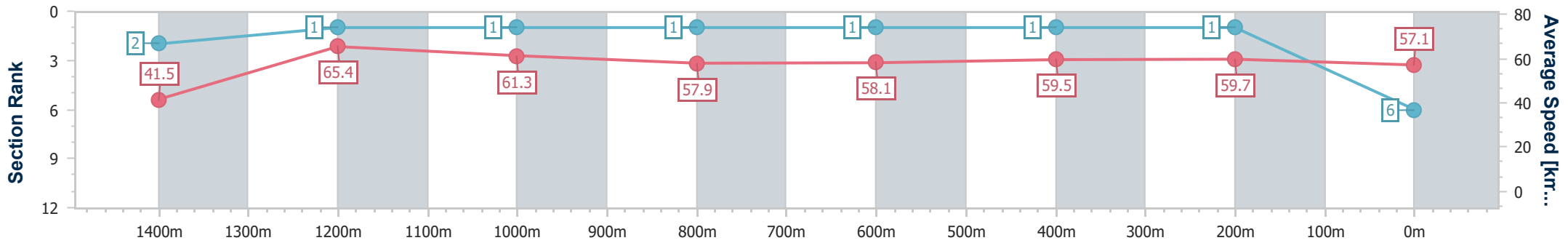
Race 7: TAB Class 2 Handicap - 1500m

02 December 2022 - 16:43



Track Rating: Soft 6, Weather: Overcast, Rail Position: +2m Entire

Section	Overall	1400m	1200m	1000m	800m	600m	400m	200m
Section Times	1:32.69 [6] (0:08.68)	1:24.01 [2] (0:11.08)	1:12.93 [1] (0:11.62)	1:01.31 [1] (0:12.40)	0:48.91 [1] (0:12.31)	0:36.60 [1] (0:12.00)	0:24.60 [1] (0:11.98)	0:12.62 [1] (0:12.62)
Average Speed [km/h]	41.5	65.4	61.3	57.9	58.1	59.5	59.7	57.1
Top Speed [km/h]	64.0	66.9	66.1	59.1	58.7	60.4	60.6	59.7
Avg. Dist. to Rail [m]	6.3	1.7	2.1	1.3	1.8	2.1	0.9	1.5
Avg. Stride Freq. [Hz]	2.3	2.4	2.3	2.2	2.2	2.3	2.3	2.2
Avg. Stride Length [m]	5.1	7.6	7.5	7.4	7.3	7.3	7.2	7.2



- [] Ranking at each section and finish
- .-.- No data available at this section
- NA No data available



Horse/Jockey Name	Scenic Rim
Final Rank	7
Fastest Section Time (Section)	0:08.69 (Overall)
Top Speed [km/h] (Section)	65.8 (1400m)
Race State	Finished



Ipswich QLD Professional

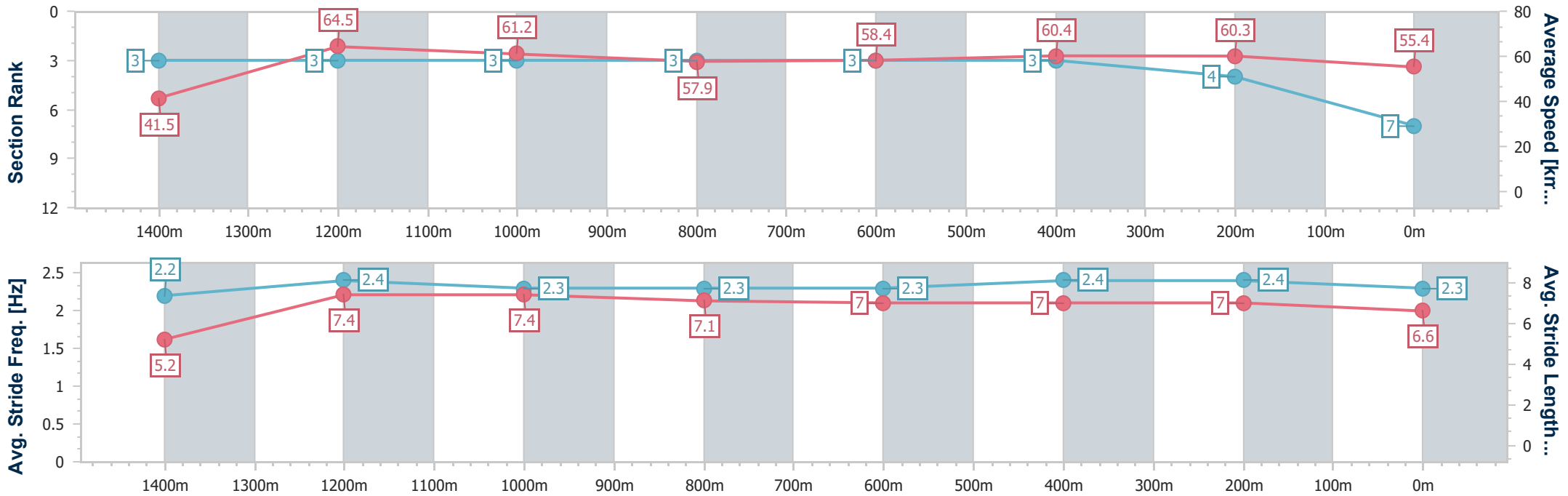
Race 7: TAB Class 2 Handicap - 1500m

02 December 2022 - 16:43



Track Rating: Soft 6, Weather: Overcast, Rail Position: +2m Entire

Section	Overall	1400m	1200m	1000m	800m	600m	400m	200m
Section Times	1:33.38 [7] (0:08.69)	1:24.69 [3] (0:11.29)	1:13.40 [3] (0:11.77)	1:01.63 [3] (0:12.43)	0:49.20 [3] (0:12.28)	0:36.92 [3] (0:11.92)	0:25.00 [3] (0:12.00)	0:13.00 [4] (0:13.00)
Average Speed [km/h]	41.5	64.5	61.2	57.9	58.4	60.4	60.3	55.4
Top Speed [km/h]	62.1	65.8	65.1	58.6	60.3	61.6	61.8	59.2
Avg. Dist. to Rail [m]	6.2	2.7	0.1	0.4	1.0	0.4	2.1	5.1
Avg. Stride Freq. [Hz]	2.2	2.4	2.3	2.3	2.3	2.4	2.4	2.3
Avg. Stride Length [m]	5.2	7.4	7.4	7.1	7.0	7.0	7.0	6.6



- [] Ranking at each section and finish
- .-.- No data available at this section
- NA No data available



Horse/Jockey Name	Tuhinga
Final Rank	8
Fastest Section Time (Section)	0:09.25 (Overall)
Top Speed [km/h] (Section)	65.1 (1400m)
Race State	Finished



Ipswich QLD Professional

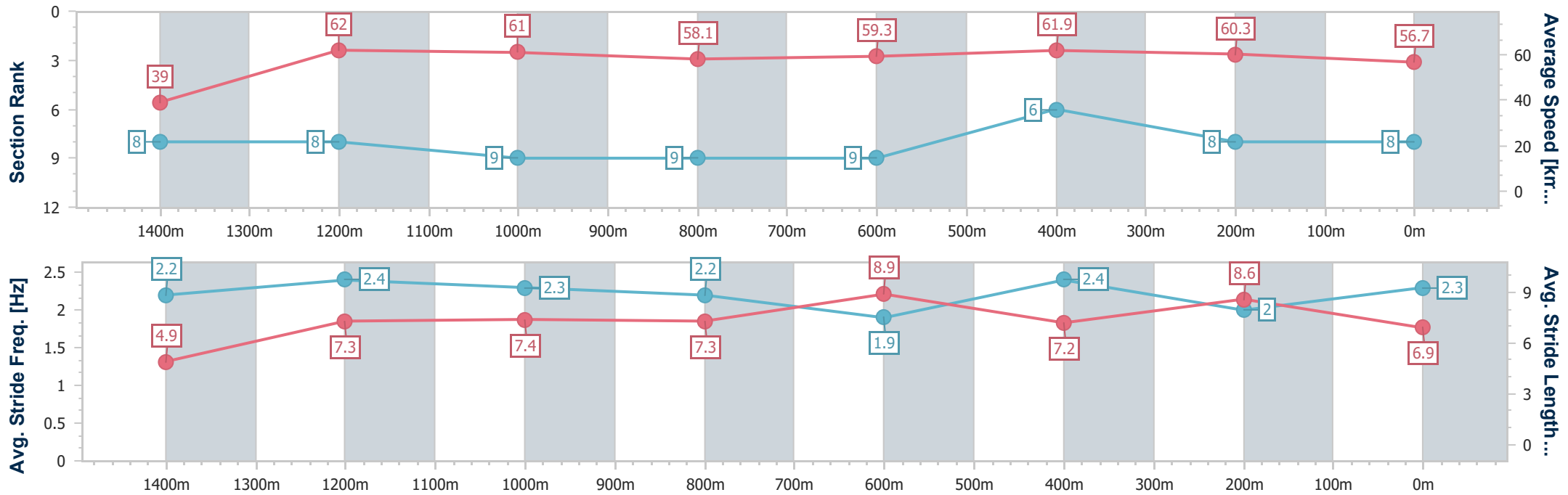
Race 7: TAB Class 2 Handicap - 1500m

02 December 2022 - 16:43



Track Rating: Soft 6, Weather: Overcast, Rail Position: +2m Entire

Section	Overall	1400m	1200m	1000m	800m	600m	400m	200m
Section Times	1:33.45 [8] (0:09.25)	1:24.20 [8] (0:11.65)	1:12.55 [8] (0:11.75)	1:00.80 [9] (0:12.39)	0:48.41 [9] (0:12.13)	0:36.28 [9] (0:11.62)	0:24.66 [6] (0:11.94)	0:12.72 [8] (0:12.72)
Average Speed [km/h]	39.0	62.0	61.0	58.1	59.3	61.9	60.3	56.7
Top Speed [km/h]	57.1	65.1	62.8	60.5	63.1	63.3	62.5	59.5
Avg. Dist. to Rail [m]	4.4	0.9	1.0	0.5	0.3	0.6	1.8	4.1
Avg. Stride Freq. [Hz]	2.2	2.4	2.3	2.2	1.9	2.4	2.0	2.3
Avg. Stride Length [m]	4.9	7.3	7.4	7.3	8.9	7.2	8.6	6.9



- [] Ranking at each section and finish
- .-.- No data available at this section
- NA No data available



Horse/Jockey Name	Peregrination
Final Rank	9
Fastest Section Time (Section)	0:09.44 (Overall)
Top Speed [km/h] (Section)	66.0 (1400m)
Race State	Finished



Ipswich QLD Professional

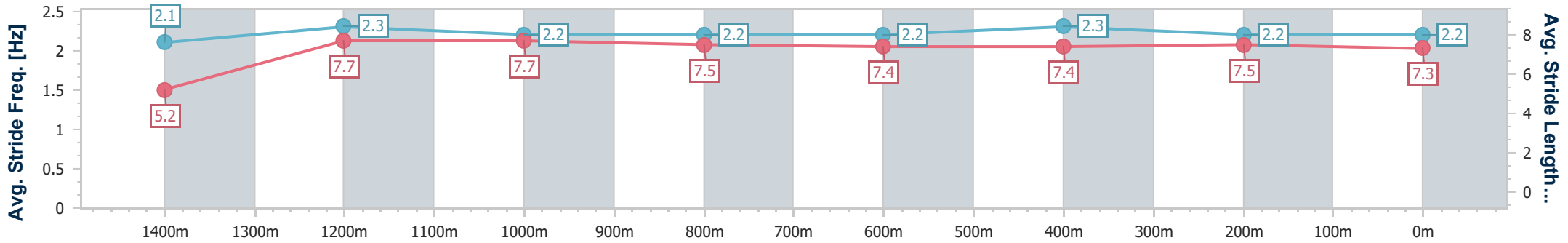
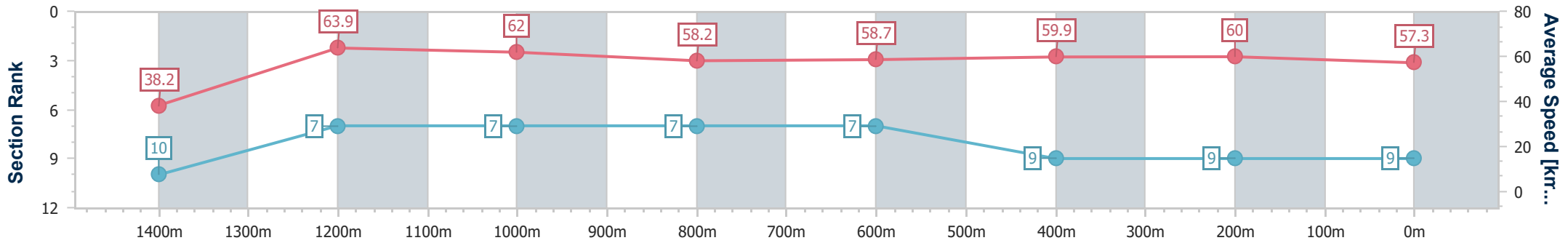
Race 7: TAB Class 2 Handicap - 1500m

02 December 2022 - 16:43



Track Rating: Soft 6, Weather: Overcast, Rail Position: +2m Entire

Section	Overall	1400m	1200m	1000m	800m	600m	400m	200m
Section Times	1:33.55 [9] (0:09.44)	1:24.11 [10] (0:11.34)	1:12.77 [7] (0:11.56)	1:01.21 [7] (0:12.32)	0:48.89 [7] (0:12.21)	0:36.68 [7] (0:12.07)	0:24.61 [9] (0:12.03)	0:12.58 [9] (0:12.58)
Average Speed [km/h]	38.2	63.9	62.0	58.2	58.7	59.9	60.0	57.3
Top Speed [km/h]	59.9	66.0	64.2	60.2	61.6	61.7	61.1	59.1
Avg. Dist. to Rail [m]	7.2	1.9	1.0	1.3	1.2	0.6	2.1	7.1
Avg. Stride Freq. [Hz]	2.1	2.3	2.2	2.2	2.2	2.3	2.2	2.2
Avg. Stride Length [m]	5.2	7.7	7.7	7.5	7.4	7.4	7.5	7.3



- [] Ranking at each section and finish
- .-.-.- No data available at this section
- NA No data available



Horse/Jockey Name	Greyt Intentions
Final Rank	10
Fastest Section Time (Section)	0:09.02 (Overall)
Top Speed [km/h] (Section)	64.4 (1400m)
Race State	Finished



Ipswich QLD Professional

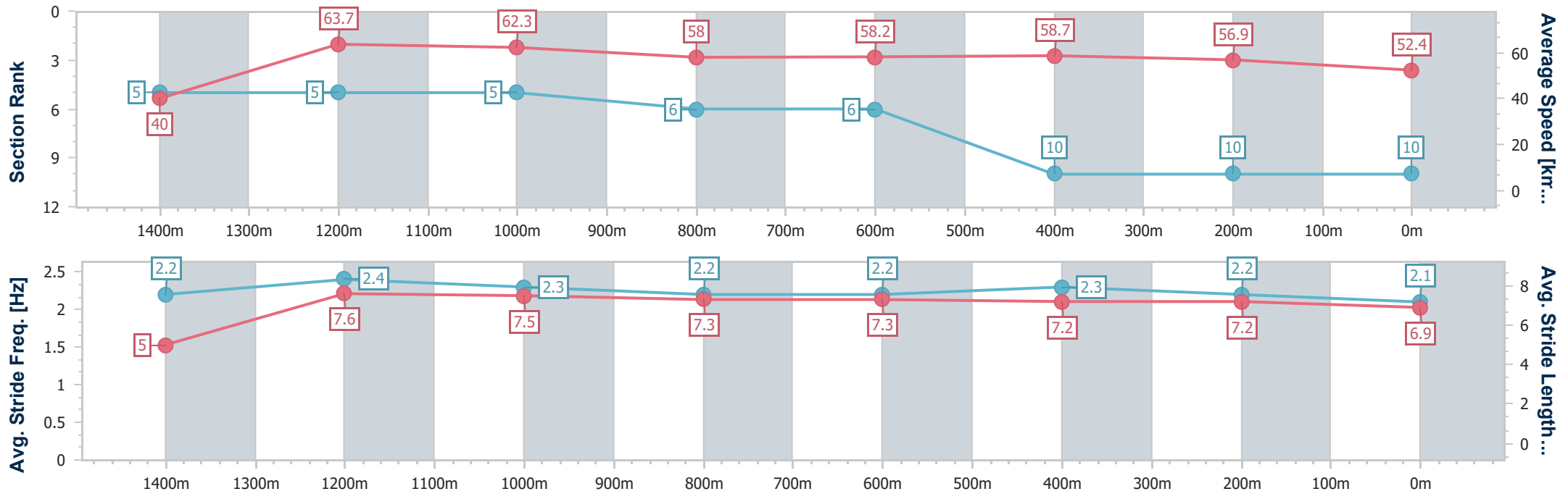
Race 7: TAB Class 2 Handicap - 1500m

02 December 2022 - 16:43



Track Rating: Soft 6, Weather: Overcast, Rail Position: +2m Entire

Section	Overall	1400m	1200m	1000m	800m	600m	400m	200m
Section Times	1:35.39 [10] (0:09.02)	1:26.37 [5] (0:11.40)	1:14.97 [5] (0:11.60)	1:03.37 [5] (0:12.42)	0:50.95 [6] (0:12.36)	0:38.59 [6] (0:12.25)	0:26.34 [10] (0:12.62)	0:13.72 [10] (0:13.72)
Average Speed [km/h]	40.0	63.7	62.3	58.0	58.2	58.7	56.9	52.4
Top Speed [km/h]	60.8	64.4	64.4	60.7	59.0	60.3	57.9	56.5
Avg. Dist. to Rail [m]	9.6	2.3	0.6	0.4	0.4	0.3	1.2	2.1
Avg. Stride Freq. [Hz]	2.2	2.4	2.3	2.2	2.2	2.3	2.2	2.1
Avg. Stride Length [m]	5.0	7.6	7.5	7.3	7.3	7.2	7.2	6.9



- [] Ranking at each section and finish
- .-.-.- No data available at this section
- NA No data available