

Track Rating: Heavy 8, Weather: Overcast, Rail Position: +2m Entire

Section		Overall	1000m	800m	600m	400m	200m	Last 600m					
Field Times		1:10.35 (0:13.46)	0:56.89 (0:10.78)	0:46.11 (0:11.29)	0:34.82 (0:11.51)	0:23.31 (0:11.55)	0:11.76 (0:11.76)	0:34.82					
Rank	TAB Horse/Jockey	Barrier	Top Speed [km/h]	Fastest Section	Margin						Distance Travelled [m]		
1	3 DRAGON MISS Georgina Cartwright	1	68.6 1000m	0:10.74 1000m	1:10.35 [1] (0:13.55)	0:56.80 [3] (0:10.74)	0:46.06 [2] (0:11.24)	0:34.82 [1] (0:11.51)	0:23.31 [1] (0:11.55)	0:11.76 [1] (0:11.76)	1:10.35	0:34.82	
2	2 MORT DOYLE Martin Harley	8	66.3 1000m	0:11.10 1000m	1:10.50 [2] (0:13.74)	0:56.76 [4] (0:11.10)	0:45.66 [5] (0:11.22)	0:34.44 [5] (0:11.39)	0:23.05 [3] (0:11.32)	0:11.73 [2] (0:11.73)	0.8L	0:34.44	+3
3	4 PRIMAL SCREAM Jim Byrne	4	66.9 1000m	0:10.84 1000m	1:10.60 [3] (0:13.81)	0:56.79 [5] (0:10.84)	0:45.95 [4] (0:11.23)	0:34.72 [4] (0:11.44)	0:23.28 [4] (0:11.54)	0:11.74 [3] (0:11.74)	1.3L	0:34.72	+0
4	6 COSSIE Michael Cahill	5	68.8 1000m	0:10.91 1000m	1:11.11 [4] (0:13.54)	0:57.57 [2] (0:10.91)	0:46.66 [3] (0:11.44)	0:35.22 [3] (0:11.54)	0:23.68 [5] (0:11.78)	0:11.90 [5] (0:11.90)	4.1L	0:35.22	+2
5	7 PIVOTAL MOTION Andrew Spinks	6	67.7 1000m	0:10.92 1000m	1:11.16 [5] (0:13.88)	0:57.28 [6] (0:10.92)	0:46.36 [6] (0:11.28)	0:35.08 [6] (0:11.50)	0:23.58 [6] (0:11.72)	0:11.86 [6] (0:11.86)	4.3L	0:35.08	+4
6	5 SAY HAYA Jason Taylor	7	69.0 1000m	0:10.78 1000m	1:11.50 [6] (0:13.46)	0:58.04 [1] (0:10.78)	0:47.26 [1] (0:11.33)	0:35.93 [2] (0:11.62)	0:24.31 [2] (0:11.82)	0:12.49 [4] (0:12.49)	6.3L	0:35.93	+2
7	8 STORM ATTACK Madeleine Wishart	2	65.7 1000m	0:11.09 1000m	1:11.67 [7] (0:14.32)	0:57.35 [7] (0:11.09)	0:46.26 [7] (0:11.17)	0:35.09 [7] (0:11.38)	0:23.71 [7] (0:11.71)	0:12.00 [7] (0:12.00)	7.1L	0:35.09	+0

Scratched: Tavisan (#1)



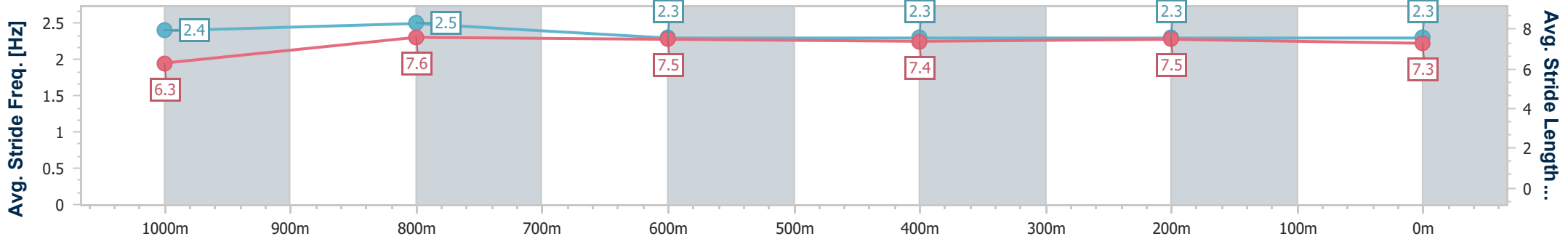
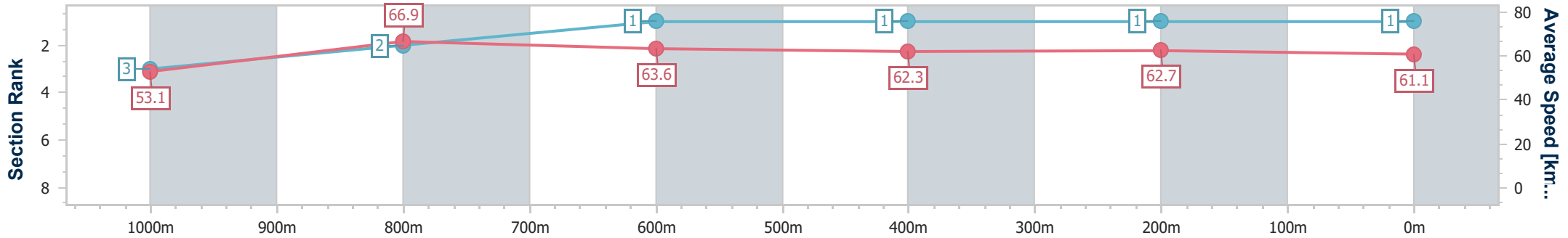
Horse/Jockey Name	Dragon Miss
Final Rank	1
Fastest Section Time (Section)	0:10.74 (1000m)
Top Speed [km/h] (Section)	68.6 (1000m)
Race State	Finished



Ipswich QLD Professional
 Race 2: K&R PLUMBING SUPPLIES OPEN Handicap - 1200m
 02 December 2022 - 13:33
 Track Rating: Heavy 8, Weather: Overcast, Rail Position: +2m
 Entire



Section	Overall	1000m	800m	600m	400m	200m
Section Times	1:10.35 [1] (0:13.55)	0:56.80 [3] (0:10.74)	0:46.06 [2] (0:11.24)	0:34.82 [1] (0:11.51)	0:23.31 [1] (0:11.55)	0:11.76 [1] (0:11.76)
Average Speed [km/h]	53.1	66.9	63.6	62.3	62.7	61.1
Top Speed [km/h]	67.3	68.6	64.9	63.4	64.6	64.0
Avg. Dist. to Rail [m]	4.2	1.1	1.9	0.7	2.5	6.6
Avg. Stride Freq. [Hz]	2.4	2.5	2.3	2.3	2.3	2.3
Avg. Stride Length [m]	6.3	7.6	7.5	7.4	7.5	7.3



- [] Ranking at each section and finish
- .-.- No data available at this section
- NA No data available



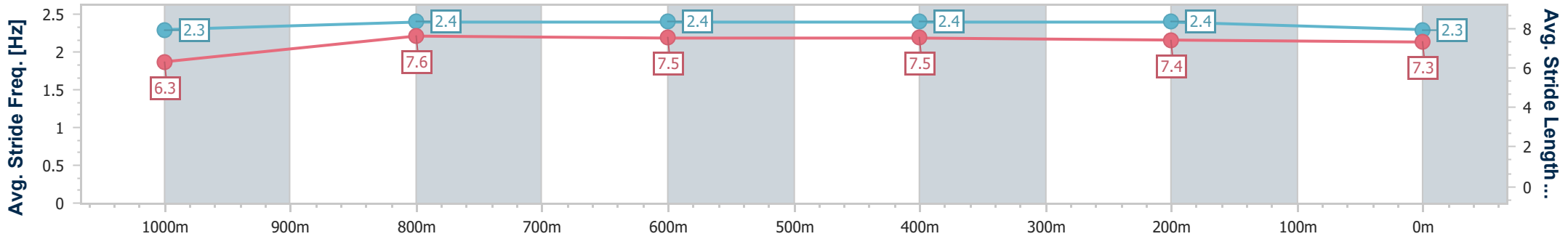
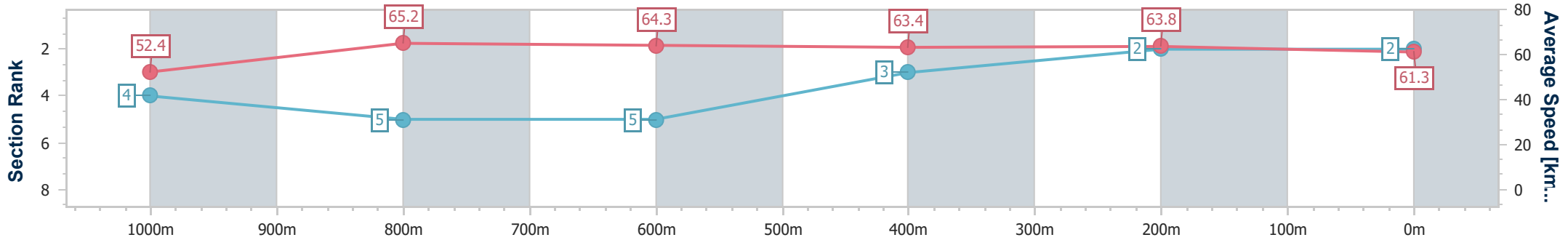
Horse/Jockey Name	Mort Doyle
Final Rank	2
Fastest Section Time (Section)	0:11.10 (1000m)
Top Speed [km/h] (Section)	66.3 (1000m)
Race State	Finished



Ipswich QLD Professional
 Race 2: K&R PLUMBING SUPPLIES OPEN Handicap - 1200m
 02 December 2022 - 13:33
 Track Rating: Heavy 8, Weather: Overcast, Rail Position: +2m
 Entire



Section	Overall	1000m	800m	600m	400m	200m
Section Times	1:10.50 [2] (0:13.74)	0:56.76 [4] (0:11.10)	0:45.66 [5] (0:11.22)	0:34.44 [5] (0:11.39)	0:23.05 [3] (0:11.32)	0:11.73 [2] (0:11.73)
Average Speed [km/h]	52.4	65.2	64.3	63.4	63.8	61.3
Top Speed [km/h]	65.6	66.3	65.6	64.3	64.5	64.1
Avg. Dist. to Rail [m]	11.1	2.6	0.5	0.4	2.2	7.1
Avg. Stride Freq. [Hz]	2.3	2.4	2.4	2.4	2.4	2.3
Avg. Stride Length [m]	6.3	7.6	7.5	7.5	7.4	7.3



- [] Ranking at each section and finish
- .-.- No data available at this section
- NA No data available



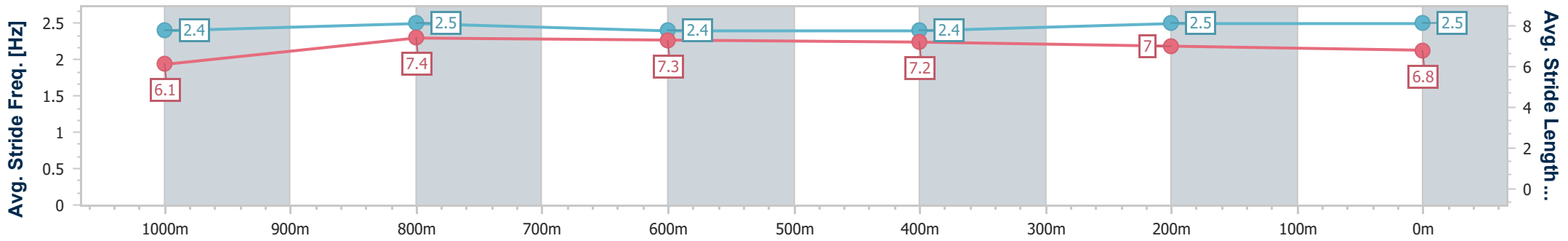
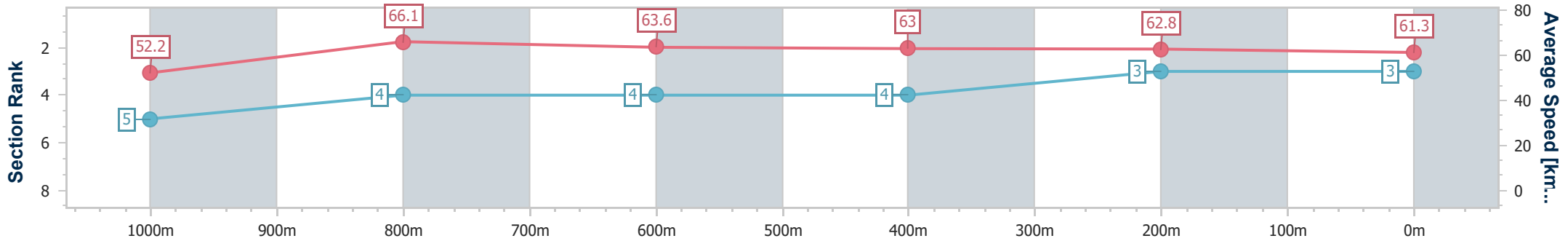
Horse/Jockey Name	Primal Scream
Final Rank	3
Fastest Section Time (Section)	0:10.84 (1000m)
Top Speed [km/h] (Section)	66.9 (1000m)
Race State	Finished



Ipswich QLD Professional
 Race 2: K&R PLUMBING SUPPLIES OPEN Handicap - 1200m
 02 December 2022 - 13:33
 Track Rating: Heavy 8, Weather: Overcast, Rail Position: +2m
 Entire



Section	Overall	1000m	800m	600m	400m	200m
Section Times	1:10.60 [3] (0:13.81)	0:56.79 [5] (0:10.84)	0:45.95 [4] (0:11.23)	0:34.72 [4] (0:11.44)	0:23.28 [4] (0:11.54)	0:11.74 [3] (0:11.74)
Average Speed [km/h]	52.2	66.1	63.6	63.0	62.8	61.3
Top Speed [km/h]	66.5	66.9	64.4	64.0	63.5	63.4
Avg. Dist. to Rail [m]	5.3	2.4	1.9	0.6	1.9	4.5
Avg. Stride Freq. [Hz]	2.4	2.5	2.4	2.4	2.5	2.5
Avg. Stride Length [m]	6.1	7.4	7.3	7.2	7.0	6.8



- [] Ranking at each section and finish
- .-.- No data available at this section
- NA No data available



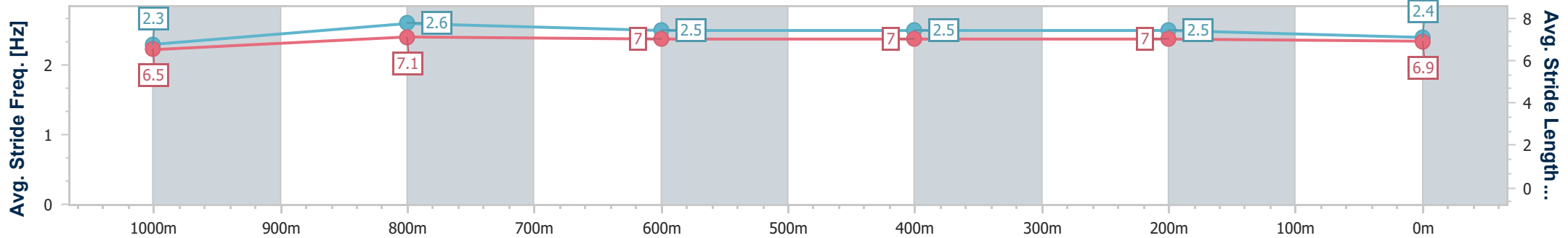
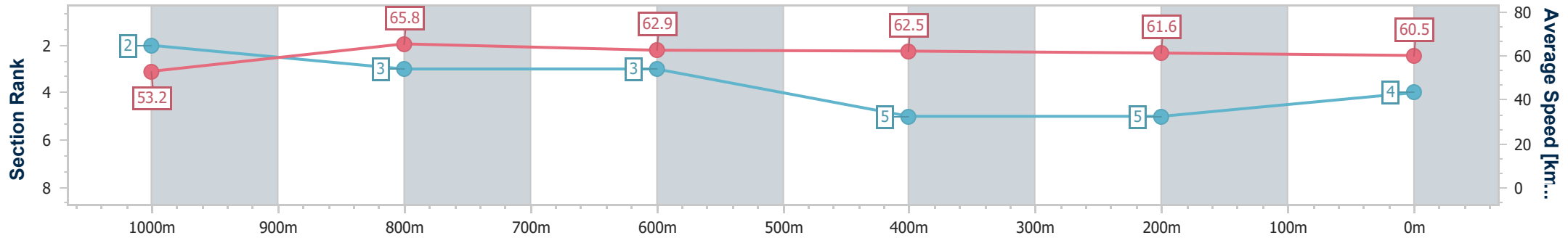
Horse/Jockey Name	Cossie
Final Rank	4
Fastest Section Time (Section)	0:10.91 (1000m)
Top Speed [km/h] (Section)	68.8 (1000m)
Race State	Finished



Ipswich QLD Professional
 Race 2: K&R PLUMBING SUPPLIES OPEN Handicap - 1200m
 02 December 2022 - 13:33
 Track Rating: Heavy 8, Weather: Overcast, Rail Position: +2m
 Entire



Section	Overall	1000m	800m	600m	400m	200m
Section Times	1:11.11 [4] (0:13.54)	0:57.57 [2] (0:10.91)	0:46.66 [3] (0:11.44)	0:35.22 [3] (0:11.54)	0:23.68 [5] (0:11.78)	0:11.90 [5] (0:11.90)
Average Speed [km/h]	53.2	65.8	62.9	62.5	61.6	60.5
Top Speed [km/h]	67.3	68.8	65.5	63.4	62.8	61.9
Avg. Dist. to Rail [m]	6.3	1.3	0.5	0.6	3.3	7.7
Avg. Stride Freq. [Hz]	2.3	2.6	2.5	2.5	2.5	2.4
Avg. Stride Length [m]	6.5	7.1	7.0	7.0	7.0	6.9



- [] Ranking at each section and finish
- .-.- No data available at this section
- NA No data available



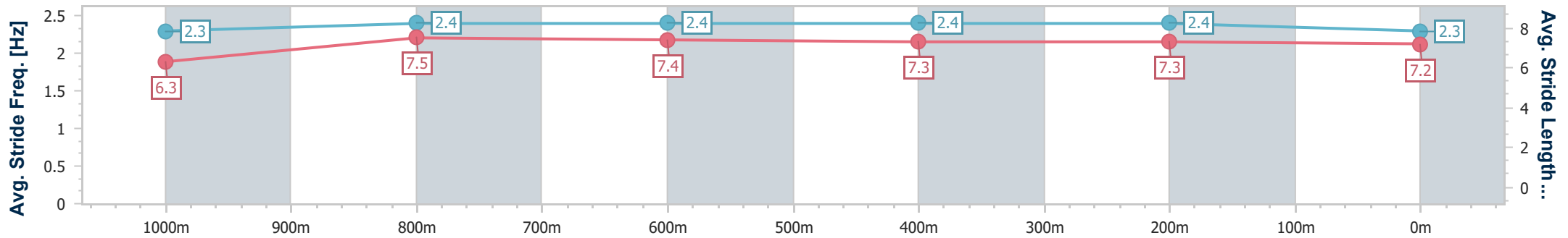
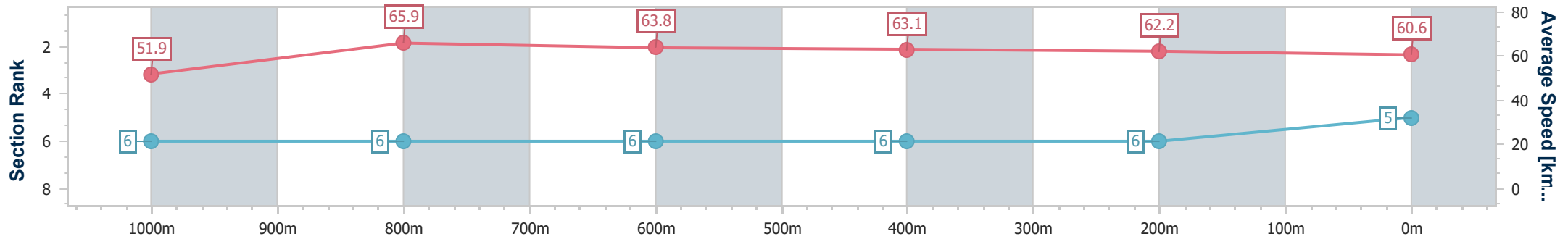
Horse/Jockey Name	Pivotal Motion
Final Rank	5
Fastest Section Time (Section)	0:10.92 (1000m)
Top Speed [km/h] (Section)	67.7 (1000m)
Race State	Finished



Ipswich QLD Professional
 Race 2: K&R PLUMBING SUPPLIES OPEN Handicap - 1200m
 02 December 2022 - 13:33
 Track Rating: Heavy 8, Weather: Overcast, Rail Position: +2m
 Entire



Section	Overall	1000m	800m	600m	400m	200m
Section Times	1:11.16 [5] (0:13.88)	0:57.28 [6] (0:10.92)	0:46.36 [6] (0:11.28)	0:35.08 [6] (0:11.50)	0:23.58 [6] (0:11.72)	0:11.86 [6] (0:11.86)
Average Speed [km/h]	51.9	65.9	63.8	63.1	62.2	60.6
Top Speed [km/h]	66.3	67.7	64.6	64.3	62.8	62.7
Avg. Dist. to Rail [m]	7.2	1.1	0.2	1.3	4.6	8.8
Avg. Stride Freq. [Hz]	2.3	2.4	2.4	2.4	2.4	2.3
Avg. Stride Length [m]	6.3	7.5	7.4	7.3	7.3	7.2



- [] Ranking at each section and finish
- .-.- No data available at this section
- NA No data available



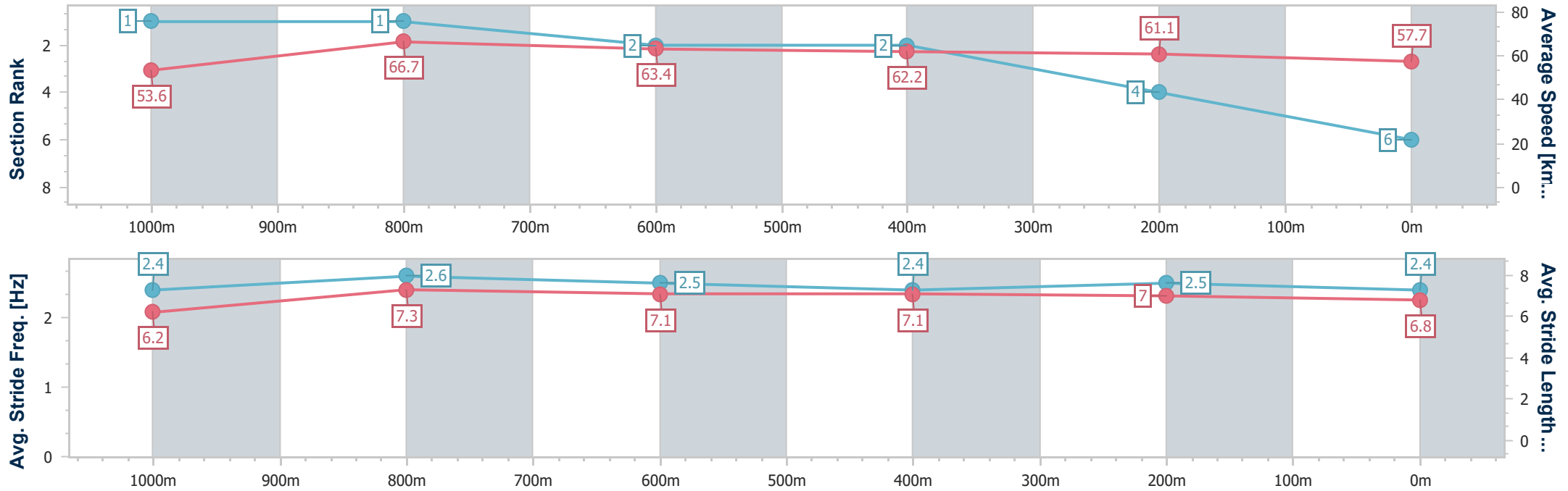
Horse/Jockey Name	Say Haya
Final Rank	6
Fastest Section Time (Section)	0:10.78 (1000m)
Top Speed [km/h] (Section)	69.0 (1000m)
Race State	Finished



Ipswich QLD Professional
 Race 2: K&R PLUMBING SUPPLIES OPEN Handicap - 1200m
 02 December 2022 - 13:33
 Track Rating: Heavy 8, Weather: Overcast, Rail Position: +2m
 Entire



Section	Overall	1000m	800m	600m	400m	200m
Section Times	1:11.50 [6] (0:13.46)	0:58.04 [1] (0:10.78)	0:47.26 [1] (0:11.33)	0:35.93 [2] (0:11.62)	0:24.31 [2] (0:11.82)	0:12.49 [4] (0:12.49)
Average Speed [km/h]	53.6	66.7	63.4	62.2	61.1	57.7
Top Speed [km/h]	67.6	69.0	64.4	63.2	62.2	60.3
Avg. Dist. to Rail [m]	7.4	1.3	0.7	1.1	2.1	5.7
Avg. Stride Freq. [Hz]	2.4	2.6	2.5	2.4	2.5	2.4
Avg. Stride Length [m]	6.2	7.3	7.1	7.1	7.0	6.8



- [] Ranking at each section and finish
- .-.- No data available at this section
- NA No data available



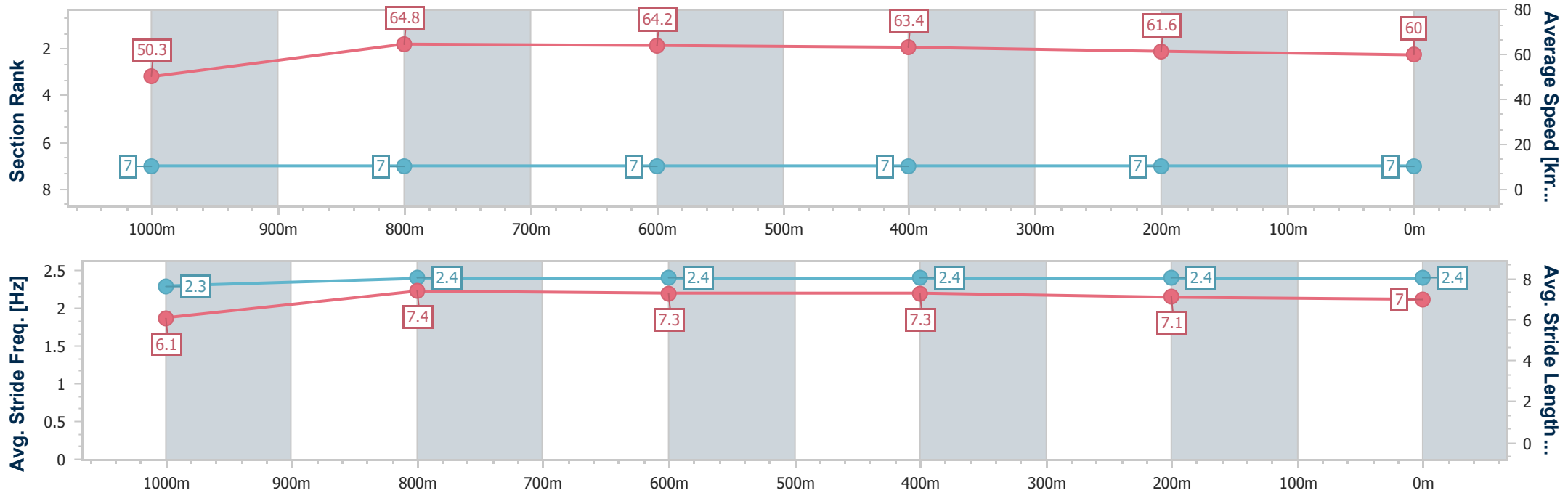
Horse/Jockey Name	Storm Attack
Final Rank	7
Fastest Section Time (Section)	0:11.09 (1000m)
Top Speed [km/h] (Section)	65.7 (1000m)
Race State	Finished



Ipswich QLD Professional
 Race 2: K&R PLUMBING SUPPLIES OPEN Handicap - 1200m
 02 December 2022 - 13:33
 Track Rating: Heavy 8, Weather: Overcast, Rail Position: +2m
 Entire



Section	Overall	1000m	800m	600m	400m	200m
Section Times	1:11.67 [7] (0:14.32)	0:57.35 [7] (0:11.09)	0:46.26 [7] (0:11.17)	0:35.09 [7] (0:11.38)	0:23.71 [7] (0:11.71)	0:12.00 [7] (0:12.00)
Average Speed [km/h]	50.3	64.8	64.2	63.4	61.6	60.0
Top Speed [km/h]	64.4	65.7	65.6	64.3	63.5	62.1
Avg. Dist. to Rail [m]	4.5	0.8	0.8	0.3	1.6	4.9
Avg. Stride Freq. [Hz]	2.3	2.4	2.4	2.4	2.4	2.4
Avg. Stride Length [m]	6.1	7.4	7.3	7.3	7.1	7.0



- [] Ranking at each section and finish
- .-.- No data available at this section
- NA No data available