

Track Rating: Good 4, Weather: Overcast, Rail Position: +1m 950m-350m +1m Cutaway True Remainder

Section												Last 600m		
Field Times		Overall	1000m	800m	600m	400m	200m						0:34.32	
		1:09.67 (0:12.83)	0:56.84 (0:11.25)	0:45.59 (0:11.27)	0:34.32 (0:11.39)	0:22.93 (0:11.26)	0:11.67 (0:11.67)							
Rank	TAB	Horse/Jockey	Barrier	Top Speed [km/h]	Fastest Section								Margin	Distance Travelled [m]
1	5	MAXCALEMMA Default Jockey 6	8	67.9 400m	0:10.96 400m	1:09.67 [1] (0:13.01)	0:56.66 [4] (0:11.29)	0:45.37 [4] (0:11.39)	0:33.98 [4] (0:11.35)	0:22.63 [3] (0:10.96)	0:11.67 [1] (0:11.67)	1:09.67	0:33.98	
2	14	VETTA VELOCITA Ben Thompson	4	65.6 400m	0:11.08 400m	1:09.82 [2] (0:13.30)	0:56.52 [7] (0:11.35)	0:45.17 [7] (0:11.28)	0:33.89 [6] (0:11.28)	0:22.61 [6] (0:11.08)	0:11.53 [4] (0:11.53)	0.8L	0:33.89	-3
3	15	SACCA Nikita Beriman	1	66.2 Overall	0:11.17 1000m	1:09.88 [3] (0:12.94)	0:56.94 [3] (0:11.17)	0:45.77 [2] (0:11.24)	0:34.53 [1] (0:11.42)	0:23.11 [2] (0:11.31)	0:11.80 [3] (0:11.80)	1L	0:34.53	-7
4	4	DIXON BAY Kyle Wilson-Taylor	3	65.6 400m	0:11.22 400m	1:10.23 [4] (0:13.17)	0:57.06 [6] (0:11.24)	0:45.82 [5] (0:11.32)	0:34.50 [5] (0:11.27)	0:23.23 [4] (0:11.22)	0:12.01 [5] (0:12.01)	3L	0:34.50	-3
5	11	MY ODETTE Ryan Wiggins	10	65.8 Overall	0:11.23 400m	1:10.32 [5] (0:13.11)	0:57.21 [5] (0:11.40)	0:45.81 [6] (0:11.38)	0:34.43 [7] (0:11.42)	0:23.01 [7] (0:11.23)	0:11.78 [6] (0:11.78)	3.5L	0:34.43	-2
6	12	PRETTY DEVINE Martin Harley	9	65.7 Overall	0:11.25 1000m	1:10.34 [6] (0:12.83)	0:57.51 [1] (0:11.25)	0:46.26 [1] (0:11.36)	0:34.90 [2] (0:11.30)	0:23.60 [1] (0:11.36)	0:12.24 [2] (0:12.24)	3.6L	0:34.90	-2
7	6	DYNAMIC DUO Jim Byrne	13	68.1 800m	0:11.15 600m	1:10.36 [7] (0:13.63)	0:56.73 [9] (0:11.49)	0:45.24 [10] (0:11.19)	0:34.05 [10] (0:11.15)	0:22.90 [8] (0:11.26)	0:11.64 [7] (0:11.64)	3.7L	0:34.05	+1
8	3	IMPOSING BEAU Jaden Lloyd	18	66.2 1000m	0:11.32 400m	1:10.52 [8] (0:13.36)	0:57.16 [8] (0:11.39)	0:45.77 [8] (0:11.33)	0:34.44 [8] (0:11.35)	0:23.09 [9] (0:11.32)	0:11.77 [9] (0:11.77)	4.5L	0:34.44	-2
9	17	SIR PICCOLO Taylor Marshall	6	64.8 1000m	0:11.21 800m	1:10.60 [9] (0:13.78)	0:56.82 [10] (0:11.27)	0:45.55 [9] (0:11.21)	0:34.34 [9] (0:11.34)	0:23.00 [10] (0:11.41)	0:11.59 [10] (0:11.59)	4.9L	0:34.34	-5
10	1	TANKER Sheriden Tomlinson	11	67.2 Overall	0:11.21 1000m	1:11.10 [10] (0:12.91)	0:58.19 [2] (0:11.21)	0:46.98 [3] (0:11.30)	0:35.68 [3] (0:11.58)	0:24.10 [5] (0:11.61)	0:12.49 [8] (0:12.49)	7.7L	0:35.68	+5

Scratched: Chilliwack (#9), Loch Lomond (#13), Peregrination (#18), Ljungberg (#2), Magnitudo (#7), Sailor (#8), Ayahuasca (#10), Rose Of Duporth (#16)



Horse/Jockey Name	Maxcalemma
Final Rank	1
Fastest Section Time (Section)	0:10.96 (400m)
Top Speed [km/h] (Section)	67.9 (400m)
Race State	Finished



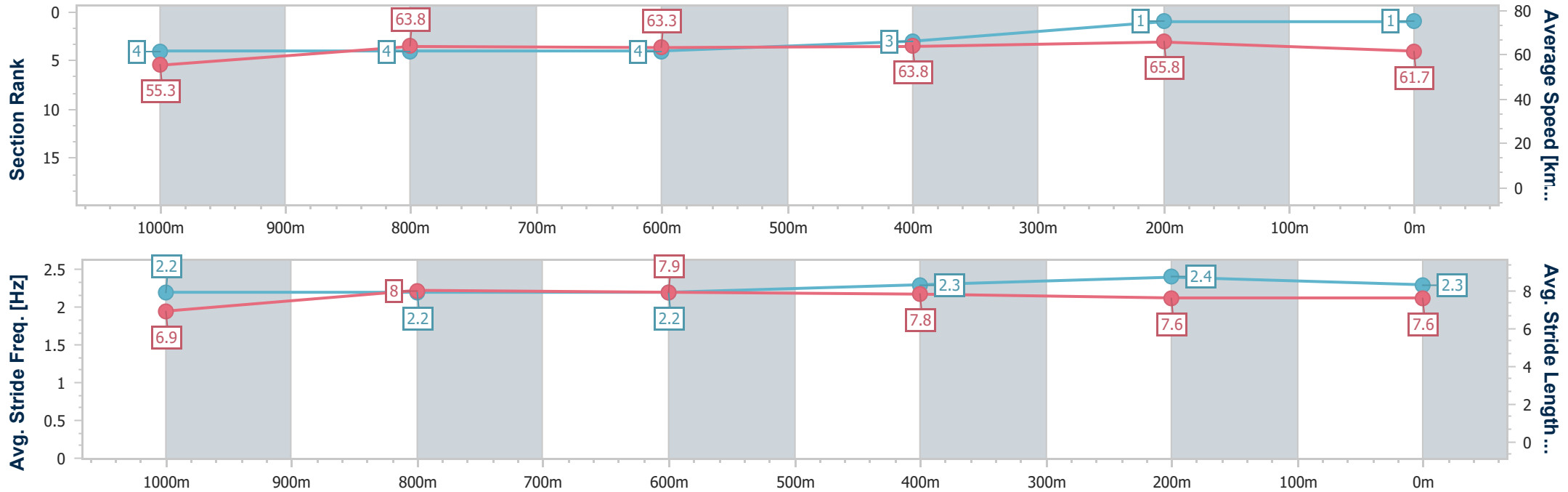
Aquis Park Gold Coast QLD Professional
Race 8: GPS RUGBY BENCHMARK 68 Handicap - 1200m



30 November 2022 - 17:23

Track Rating: Good 4, Weather: Overcast, Rail Position: +1m 950m-350m +1m Cutaway True Remainder

Section	Overall	1000m	800m	600m	400m	200m
Section Times	1:09.67 [1] (0:13.01)	0:56.66 [4] (0:11.29)	0:45.37 [4] (0:11.39)	0:33.98 [4] (0:11.35)	0:22.63 [3] (0:10.96)	0:11.67 [1] (0:11.67)
Average Speed [km/h]	55.3	63.8	63.3	63.8	65.8	61.7
Top Speed [km/h]	65.3	64.6	64.6	65.6	67.9	66.2
Avg. Dist. to Rail [m]	4.0	0.3	0.2	1.1	3.6	4.5
Avg. Stride Freq. [Hz]	2.2	2.2	2.2	2.3	2.4	2.3
Avg. Stride Length [m]	6.9	8.0	7.9	7.8	7.6	7.6



- [] Ranking at each section and finish
- .-.- No data available at this section
- NA No data available



Horse/Jockey Name	Vetta Velocita
Final Rank	2
Fastest Section Time (Section)	0:11.08 (400m)
Top Speed [km/h] (Section)	65.6 (400m)
Race State	Finished



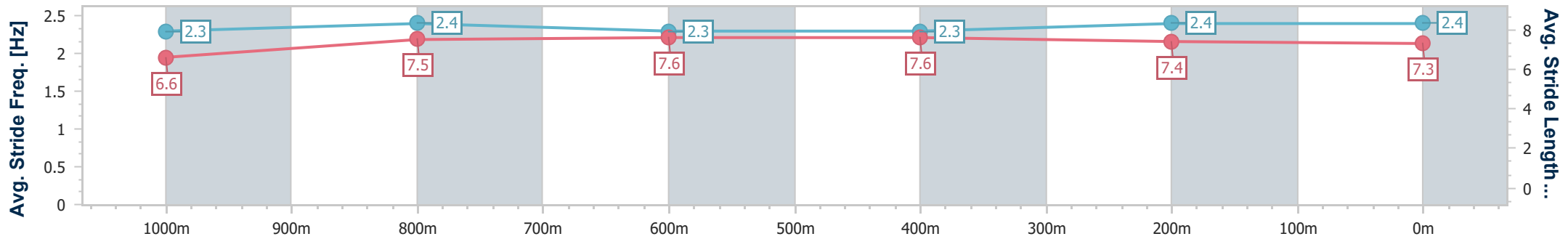
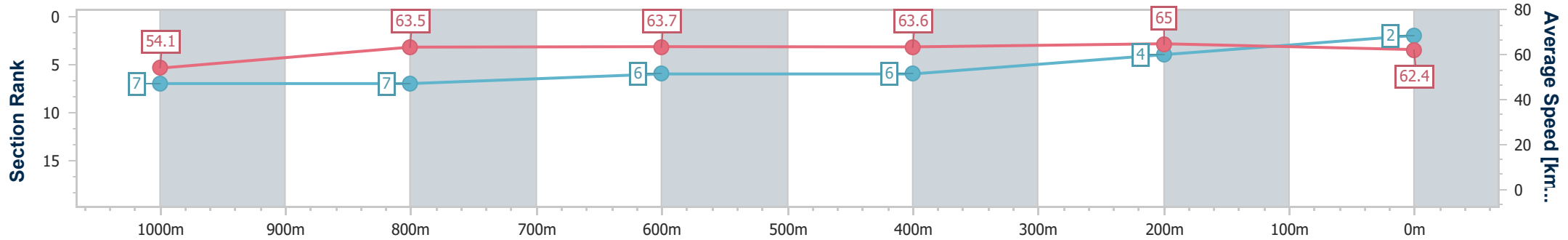
Aquis Park Gold Coast QLD Professional
Race 8: GPS RUGBY BENCHMARK 68 Handicap - 1200m



30 November 2022 - 17:23

Track Rating: Good 4, Weather: Overcast, Rail Position: +1m 950m-350m +1m Cutaway True Remainder

Section	Overall	1000m	800m	600m	400m	200m								
Section Times	1:09.82 [2] (0:13.30)	0:56.52 [7] (0:11.35)	0:45.17 [7] (0:11.28)	0:33.89 [6] (0:11.28)	0:22.61 [6] (0:11.08)	0:11.53 [4] (0:11.53)								
Average Speed [km/h]	54.1	63.5	63.7	63.6	65.0	62.4								
Top Speed [km/h]	64.7	64.7	64.9	65.2	65.6	64.4								
Avg. Dist. to Rail [m]	3.0	0.1	0.4	0.7	1.8	5.9								
Avg. Stride Freq. [Hz]	2.3	2.4	2.3	2.3	2.4	2.4								
Avg. Stride Length [m]	6.6	7.5	7.6	7.6	7.4	7.3								



- [] Ranking at each section and finish
- .-.- No data available at this section
- NA No data available



Horse/Jockey Name	Sacca
Final Rank	3
Fastest Section Time (Section)	0:11.17 (1000m)
Top Speed [km/h] (Section)	66.2 (Overall)
Race State	Finished



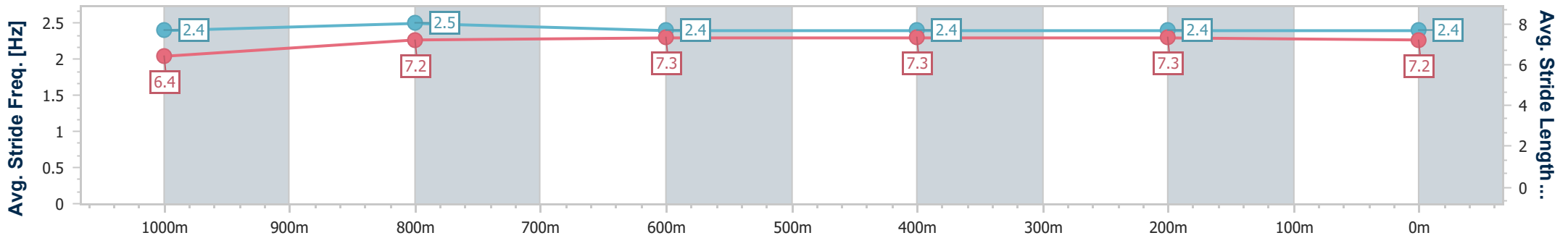
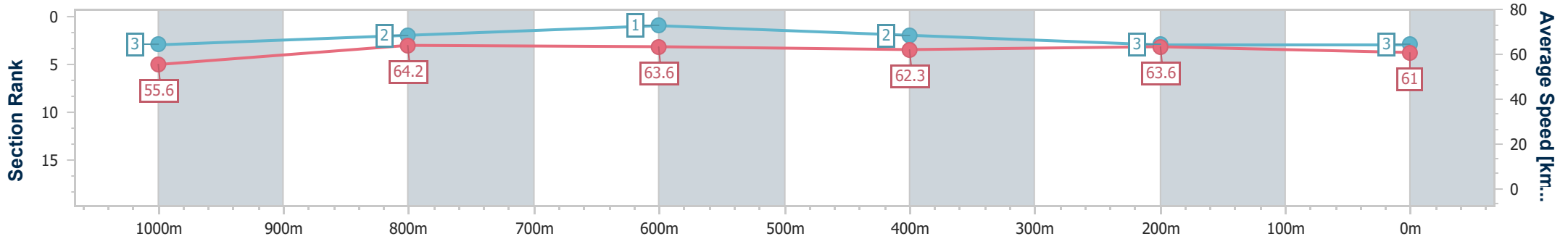
Aquis Park Gold Coast QLD Professional
Race 8: GPS RUGBY BENCHMARK 68 Handicap - 1200m



30 November 2022 - 17:23

Track Rating: Good 4, Weather: Overcast, Rail Position: +1m 950m-350m +1m Cutaway True Remainder

Section	Overall	1000m	800m	600m	400m	200m
Section Times	1:09.88 [3] (0:12.94)	0:56.94 [3] (0:11.17)	0:45.77 [2] (0:11.24)	0:34.53 [1] (0:11.42)	0:23.11 [2] (0:11.31)	0:11.80 [3] (0:11.80)
Average Speed [km/h]	55.6	64.2	63.6	62.3	63.6	61.0
Top Speed [km/h]	66.2	65.8	65.0	63.6	64.8	63.5
Avg. Dist. to Rail [m]	1.5	0.9	1.9	1.8	0.9	1.7
Avg. Stride Freq. [Hz]	2.4	2.5	2.4	2.4	2.4	2.4
Avg. Stride Length [m]	6.4	7.2	7.3	7.3	7.3	7.2



- [] Ranking at each section and finish
- .-.- No data available at this section
- NA No data available



Horse/Jockey Name	Dixon Bay
Final Rank	4
Fastest Section Time (Section)	0:11.22 (400m)
Top Speed [km/h] (Section)	65.6 (400m)
Race State	Finished



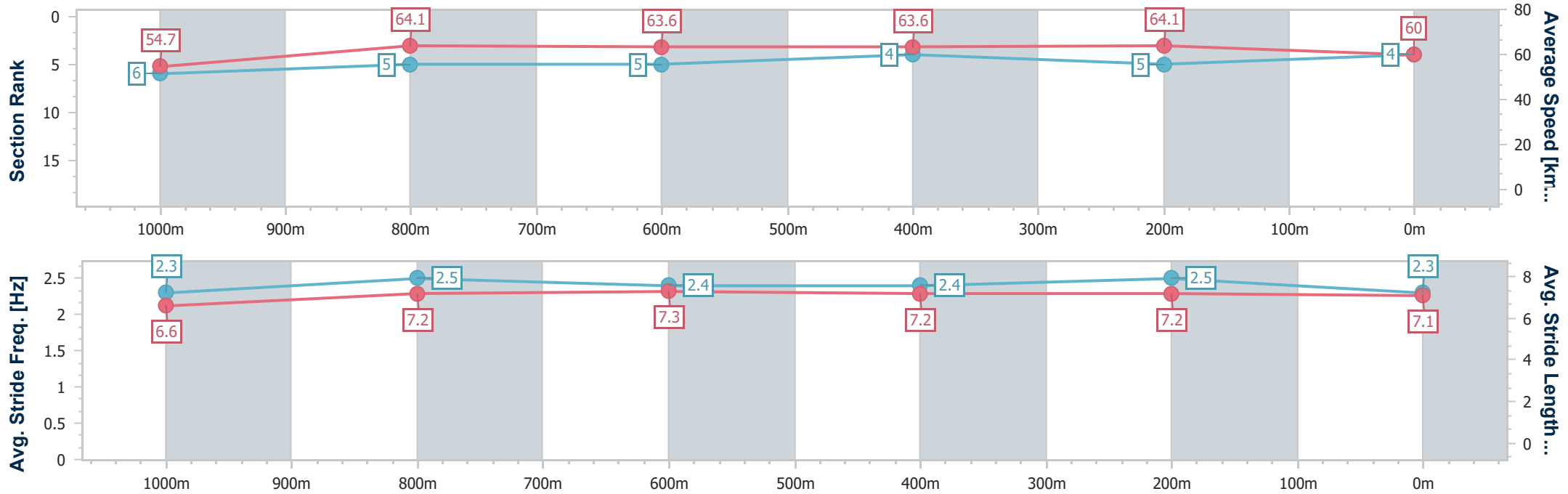
Aquis Park Gold Coast QLD Professional
Race 8: GPS RUGBY BENCHMARK 68 Handicap - 1200m



30 November 2022 - 17:23

Track Rating: Good 4, Weather: Overcast, Rail Position: +1m 950m-350m +1m Cutaway True Remainder

Section	Overall	1000m	800m	600m	400m	200m
Section Times	1:10.23 [4] (0:13.17)	0:57.06 [6] (0:11.24)	0:45.82 [5] (0:11.32)	0:34.50 [5] (0:11.27)	0:23.23 [4] (0:11.22)	0:12.01 [5] (0:12.01)
Average Speed [km/h]	54.7	64.1	63.6	63.6	64.1	60.0
Top Speed [km/h]	64.2	64.8	64.9	65.5	65.6	63.8
Avg. Dist. to Rail [m]	2.2	0.4	0.5	0.5	0.3	1.0
Avg. Stride Freq. [Hz]	2.3	2.5	2.4	2.4	2.5	2.3
Avg. Stride Length [m]	6.6	7.2	7.3	7.2	7.2	7.1



- [] Ranking at each section and finish
- .-.- No data available at this section
- NA No data available



Horse/Jockey Name	My Oddette
Final Rank	5
Fastest Section Time (Section)	0:11.23 (400m)
Top Speed [km/h] (Section)	65.8 (Overall)
Race State	Finished



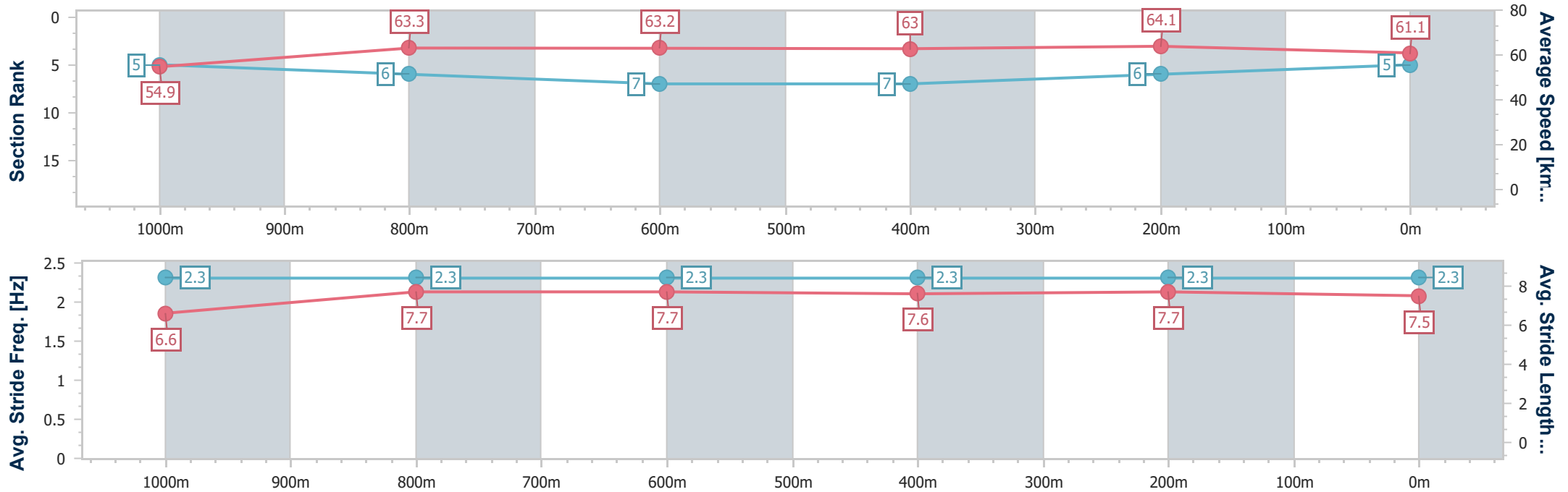
Aquis Park Gold Coast QLD Professional
Race 8: GPS RUGBY BENCHMARK 68 Handicap - 1200m



30 November 2022 - 17:23

Track Rating: Good 4, Weather: Overcast, Rail Position: +1m 950m-350m +1m Cutaway True Remainder

Section	Overall	1000m	800m	600m	400m	200m
Section Times	1:10.32 [5] (0:13.11)	0:57.21 [5] (0:11.40)	0:45.81 [6] (0:11.38)	0:34.43 [7] (0:11.42)	0:23.01 [7] (0:11.23)	0:11.78 [6] (0:11.78)
Average Speed [km/h]	54.9	63.3	63.2	63.0	64.1	61.1
Top Speed [km/h]	65.8	64.3	64.2	64.5	65.0	63.3
Avg. Dist. to Rail [m]	6.0	0.3	0.3	0.1	1.5	5.0
Avg. Stride Freq. [Hz]	2.3	2.3	2.3	2.3	2.3	2.3
Avg. Stride Length [m]	6.6	7.7	7.7	7.6	7.7	7.5



- [] Ranking at each section and finish
- .-.- No data available at this section
- NA No data available



Horse/Jockey Name	Pretty Devine
Final Rank	6
Fastest Section Time (Section)	0:11.25 (1000m)
Top Speed [km/h] (Section)	65.7 (Overall)
Race State	Finished



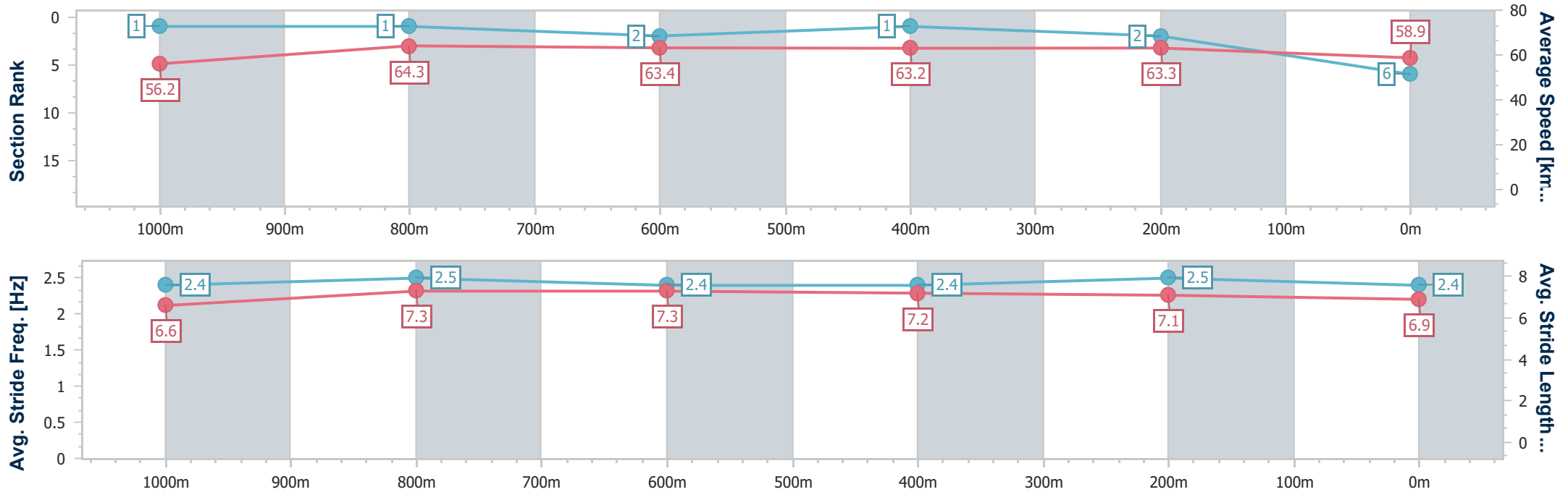
Aquis Park Gold Coast QLD Professional
Race 8: GPS RUGBY BENCHMARK 68 Handicap - 1200m



30 November 2022 - 17:23

Track Rating: Good 4, Weather: Overcast, Rail Position: +1m 950m-350m +1m Cutaway True Remainder

Section	Overall	1000m	800m	600m	400m	200m
Section Times	1:10.34 [6] (0:12.83)	0:57.51 [1] (0:11.25)	0:46.26 [1] (0:11.36)	0:34.90 [2] (0:11.30)	0:23.60 [1] (0:11.36)	0:12.24 [2] (0:12.24)
Average Speed [km/h]	56.2	64.3	63.4	63.2	63.3	58.9
Top Speed [km/h]	65.7	65.3	64.4	64.5	64.0	61.9
Avg. Dist. to Rail [m]	5.0	1.0	0.5	1.3	1.0	3.0
Avg. Stride Freq. [Hz]	2.4	2.5	2.4	2.4	2.5	2.4
Avg. Stride Length [m]	6.6	7.3	7.3	7.2	7.1	6.9



- [] Ranking at each section and finish
- .-.- No data available at this section
- NA No data available



Horse/Jockey Name	Dynamic Duo
Final Rank	7
Fastest Section Time (Section)	0:11.15 (600m)
Top Speed [km/h] (Section)	68.1 (800m)
Race State	Finished



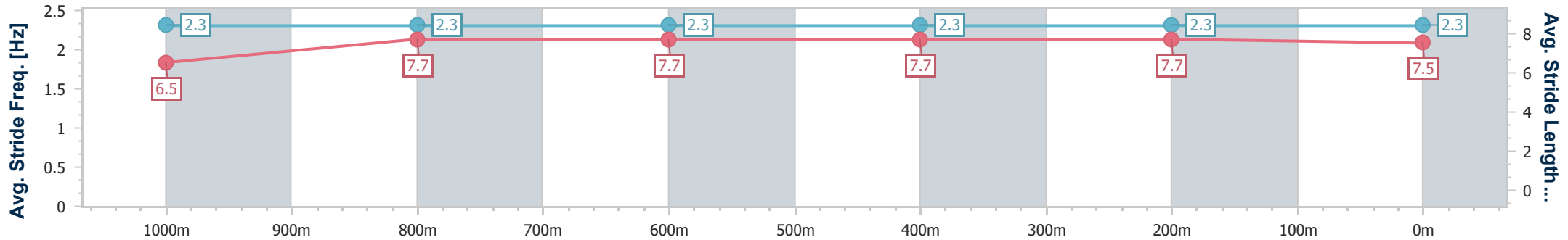
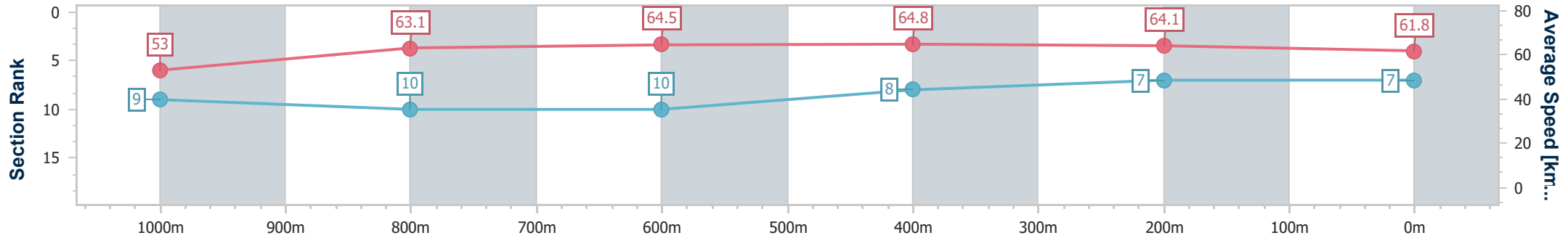
Aquis Park Gold Coast QLD Professional
 Race 8: GPS RUGBY BENCHMARK 68 Handicap - 1200m



30 November 2022 - 17:23

Track Rating: Good 4, Weather: Overcast, Rail Position: +1m 950m-350m +1m Cutaway True Remainder

Section	Overall	1000m	800m	600m	400m	200m
Section Times	1:10.36 [7] (0:13.63)	0:56.73 [9] (0:11.49)	0:45.24 [10] (0:11.19)	0:34.05 [10] (0:11.15)	0:22.90 [8] (0:11.26)	0:11.64 [7] (0:11.64)
Average Speed [km/h]	53.0	63.1	64.5	64.8	64.1	61.8
Top Speed [km/h]	65.0	66.3	68.1	66.8	65.4	64.0
Avg. Dist. to Rail [m]	8.3	0.9	0.4	1.0	4.2	7.8
Avg. Stride Freq. [Hz]	2.3	2.3	2.3	2.3	2.3	2.3
Avg. Stride Length [m]	6.5	7.7	7.7	7.7	7.7	7.5



- [] Ranking at each section and finish
- .-.- No data available at this section
- NA No data available



Horse/Jockey Name	Imposing Beau
Final Rank	8
Fastest Section Time (Section)	0:11.32 (400m)
Top Speed [km/h] (Section)	66.2 (1000m)
Race State	Finished



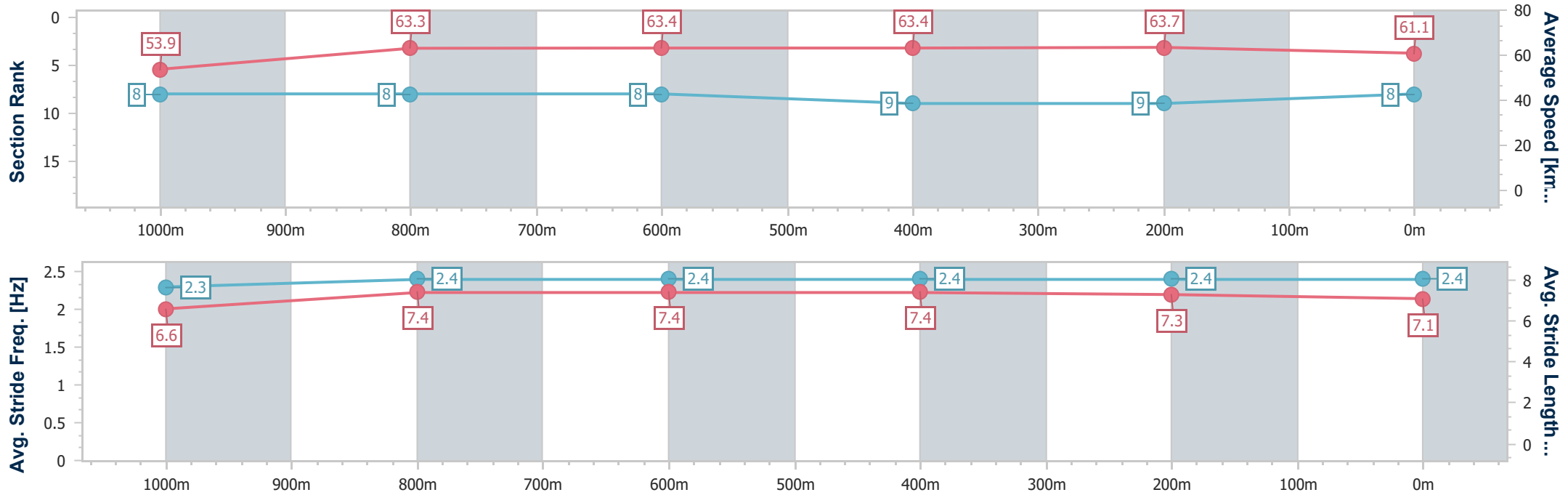
Aquis Park Gold Coast QLD Professional
Race 8: GPS RUGBY BENCHMARK 68 Handicap - 1200m



30 November 2022 - 17:23

Track Rating: Good 4, Weather: Overcast, Rail Position: +1m 950m-350m +1m Cutaway True Remainder

Section	Overall	1000m	800m	600m	400m	200m
Section Times	1:10.52 [8] (0:13.36)	0:57.16 [8] (0:11.39)	0:45.77 [8] (0:11.33)	0:34.44 [8] (0:11.35)	0:23.09 [9] (0:11.32)	0:11.77 [9] (0:11.77)
Average Speed [km/h]	53.9	63.3	63.4	63.4	63.7	61.1
Top Speed [km/h]	66.2	66.2	64.3	64.9	65.3	62.9
Avg. Dist. to Rail [m]	7.9	0.4	0.5	0.7	0.9	1.9
Avg. Stride Freq. [Hz]	2.3	2.4	2.4	2.4	2.4	2.4
Avg. Stride Length [m]	6.6	7.4	7.4	7.4	7.3	7.1



- [] Ranking at each section and finish
- .-.- No data available at this section
- NA No data available



Horse/Jockey Name	Sir Piccolo
Final Rank	9
Fastest Section Time (Section)	0:11.21 (800m)
Top Speed [km/h] (Section)	64.8 (1000m)
Race State	Finished



Aquis Park Gold Coast QLD Professional

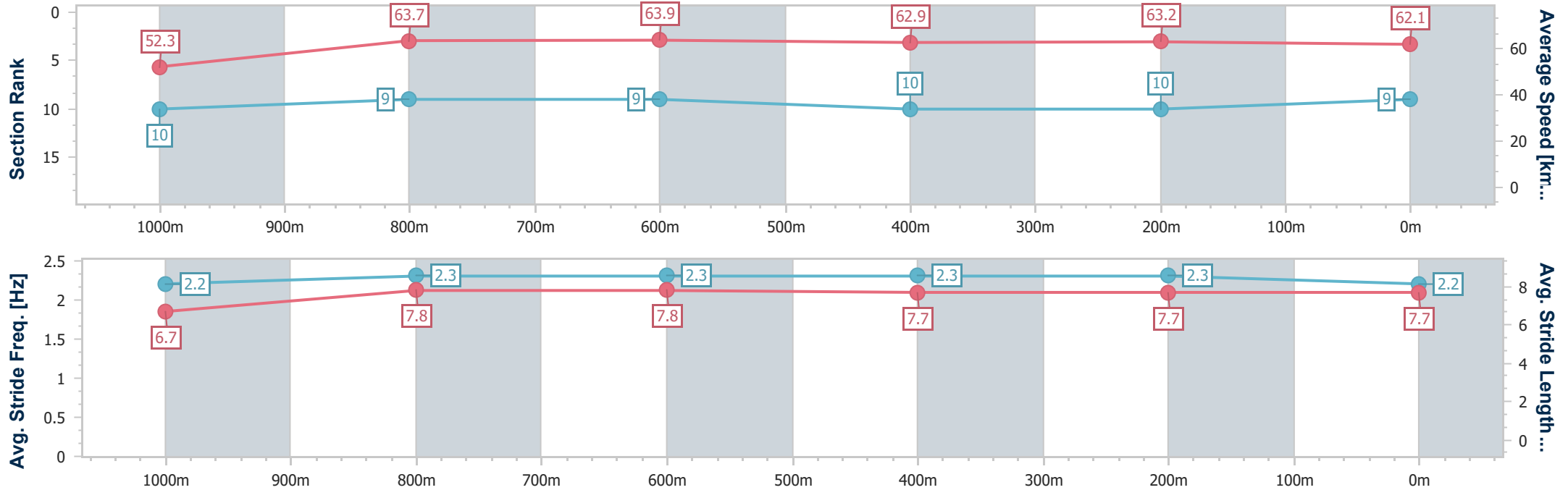
Race 8: GPS RUGBY BENCHMARK 68 Handicap - 1200m



30 November 2022 - 17:23

Track Rating: Good 4, Weather: Overcast, Rail Position: +1m 950m-350m +1m Cutaway True Remainder

Section	Overall	1000m	800m	600m	400m	200m
Section Times	1:10.60 [9] (0:13.78)	0:56.82 [10] (0:11.27)	0:45.55 [9] (0:11.21)	0:34.34 [9] (0:11.34)	0:23.00 [10] (0:11.41)	0:11.59 [10] (0:11.59)
Average Speed [km/h]	52.3	63.7	63.9	62.9	63.2	62.1
Top Speed [km/h]	63.5	64.8	64.7	63.9	63.6	63.5
Avg. Dist. to Rail [m]	3.8	0.5	1.2	1.6	2.4	7.3
Avg. Stride Freq. [Hz]	2.2	2.3	2.3	2.3	2.3	2.2
Avg. Stride Length [m]	6.7	7.8	7.8	7.7	7.7	7.7



- [] Ranking at each section and finish
- .-.- No data available at this section
- NA No data available



Horse/Jockey Name	Tanker
Final Rank	10
Fastest Section Time (Section)	0:11.21 (1000m)
Top Speed [km/h] (Section)	67.2 (Overall)
Race State	Finished



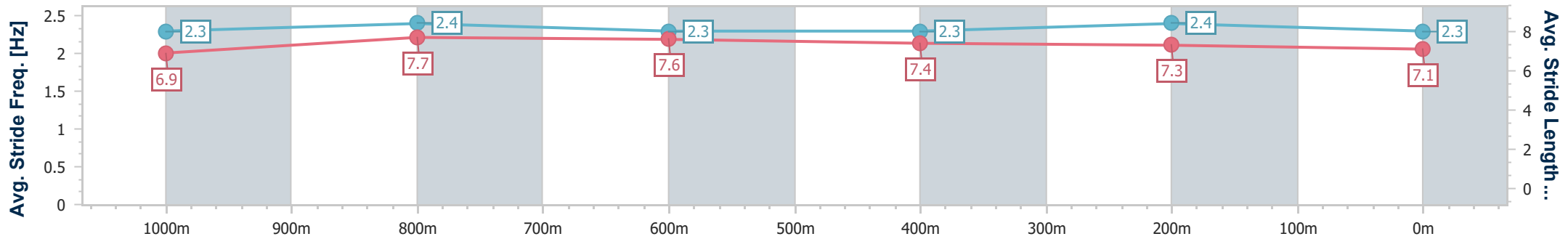
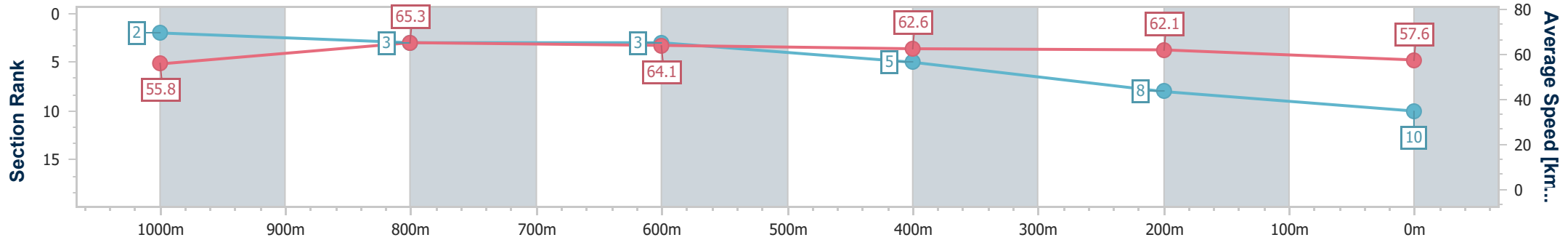
Aquis Park Gold Coast QLD Professional
Race 8: GPS RUGBY BENCHMARK 68 Handicap - 1200m



30 November 2022 - 17:23

Track Rating: Good 4, Weather: Overcast, Rail Position: +1m 950m-350m +1m Cutaway True Remainder

Section	Overall	1000m	800m	600m	400m	200m
Section Times	1:11.10 [10] (0:12.91)	0:58.19 [2] (0:11.21)	0:46.98 [3] (0:11.30)	0:35.68 [3] (0:11.58)	0:24.10 [5] (0:11.61)	0:12.49 [8] (0:12.49)
Average Speed [km/h]	55.8	65.3	64.1	62.6	62.1	57.6
Top Speed [km/h]	67.2	67.1	65.1	63.0	63.7	60.3
Avg. Dist. to Rail [m]	8.7	3.3	1.3	1.3	3.6	6.0
Avg. Stride Freq. [Hz]	2.3	2.4	2.3	2.3	2.4	2.3
Avg. Stride Length [m]	6.9	7.7	7.6	7.4	7.3	7.1



- [] Ranking at each section and finish
- .-.- No data available at this section
- NA No data available