



**Aquis Park Gold Coast QLD Professional**  
**Race 5: NOEL CALLOW PREMIERSHIP JOCKEY OF THE YEAR QTIS**  
**Three-Year-Old Maiden Plate - 1350m**  
**30 November 2022 - 15:38**



Track Rating: Good 4, Weather: Overcast, Rail Position: +1m 950m-350m +1m Cutaway True Remainder

Section		Overall	1200m	1000m	800m	600m	400m	Last 600m				
Field Times		1:19.79 (0:10.80)	1:08.99 (0:10.94)	0:58.05 (0:11.26)	0:46.79 (0:11.68)	0:35.11 (0:11.97)	0:23.14 (0:11.65)	0:35.11				
Rank	TAB Horse/Jockey	Barrier	Top Speed [km/h]	Fastest Section	Distance Travelled [m]							
1	3 <b>FREEDOM RALLY</b> Ryan Maloney	2	65.7 1200m	0:11.00 Overall	1:19.79 [1] (0:11.00)	1:08.79 [7] (0:11.22)	0:57.57 [7] (0:11.36)	0:46.21 [6] (0:11.63)	0:34.58 [4] (0:11.74)	0:22.84 [3] (0:11.37)	0:34.58	
2	6 <b>PAIENBARA</b> Justin Huxtable	4	66.8 1200m	0:11.13 1200m	1:19.84 [2] (0:11.15)	1:08.69 [8] (0:11.13)	0:57.56 [8] (0:11.44)	0:46.12 [7] (0:11.70)	0:34.42 [8] (0:11.50)	0:22.92 [4] (0:11.38)	0:34.42	+2
3	5 <b>MISHANI MISSILE</b> Luke Dittman	9	65.5 1200m	0:11.21 1200m	1:20.21 [3] (0:11.27)	1:08.94 [10] (0:11.21)	0:57.73 [10] (0:11.42)	0:46.31 [11] (0:11.68)	0:34.63 [9] (0:11.54)	0:23.09 [7] (0:11.43)	0:34.63	+4
4	2 <b>ENVIABLE</b> Jag Guthmann-Chester	1	65.1 1200m	0:11.17 Overall	1:20.28 [4] (0:11.17)	1:09.11 [9] (0:11.23)	0:57.88 [9] (0:11.45)	0:46.43 [10] (0:11.81)	0:34.62 [11] (0:11.55)	0:23.07 [10] (0:11.47)	0:34.62	-2
5	9 <b>UNDER THE LIMIT</b> Robbie Fradd	12	68.8 1200m	0:10.82 1200m	1:20.32 [5] (0:10.92)	1:09.40 [4] (0:10.82)	0:58.58 [1] (0:11.26)	0:47.32 [1] (0:11.68)	0:35.64 [1] (0:11.97)	0:23.67 [1] (0:11.70)	0:35.64	+5
6	8 <b>TIRITIRI</b> James Orman	7	65.2 1200m	0:11.14 1200m	1:20.54 [6] (0:11.36)	1:09.18 [11] (0:11.14)	0:58.04 [11] (0:11.35)	0:46.69 [9] (0:11.68)	0:35.01 [10] (0:11.67)	0:23.34 [9] (0:11.41)	0:35.01	+5
7	7 <b>PUSH TURBO</b> Georgina Cartwright	13	66.8 1200m	0:10.93 Overall	1:20.61 [7] (0:10.93)	1:09.68 [5] (0:11.16)	0:58.52 [5] (0:11.41)	0:47.11 [5] (0:11.65)	0:35.46 [5] (0:11.80)	0:23.66 [5] (0:11.68)	0:35.46	+8
8	12 <b>SPIRIT QUEEN</b> Ben Thompson	11	67.5 1200m	0:10.95 Overall	1:20.66 [8] (0:10.95)	1:09.71 [6] (0:10.95)	0:58.76 [3] (0:11.34)	0:47.42 [2] (0:11.65)	0:35.77 [2] (0:11.91)	0:23.86 [2] (0:11.82)	0:35.77	+4
9	11 <b>SEA COMMITS</b> Martin Harley	5	65.1 1200m	0:10.86 Overall	1:20.72 [9] (0:10.86)	1:09.86 [2] (0:11.24)	0:58.62 [6] (0:11.63)	0:46.99 [8] (0:11.64)	0:35.35 [7] (0:11.74)	0:23.61 [8] (0:11.54)	0:35.35	+5
10	15 <b>MAMA'S MAN</b> Larry Cassidy	3	67.0 1200m	0:10.90 Overall	1:21.13 [10] (0:10.90)	1:10.23 [3] (0:11.01)	0:59.22 [4] (0:11.37)	0:47.85 [3] (0:11.71)	0:36.14 [3] (0:11.95)	0:24.19 [5] (0:11.77)	0:36.14	+3

Scratched: Daring Diego (#1), Lubrication (#4), Kalea (#13), Chassagne (#14), Boardie (#16)



**Aquis Park Gold Coast QLD Professional**  
**Race 5: NOEL CALLOW PREMIERSHIP JOCKEY OF THE YEAR QTIS**  
**Three-Year-Old Maiden Plate - 1350m**  
**30 November 2022 - 15:38**



Track Rating: Good 4, Weather: Overcast, Rail Position: +1m 950m-350m +1m Cutaway True Remainder

Section	Overall	1200m	1000m	800m	600m	400m	Last 600m
Field Times	1:19.79 (0:10.80)	1:08.99 (0:10.94)	0:58.05 (0:11.26)	0:46.79 (0:11.68)	0:35.11 (0:11.97)	0:23.14 (0:11.65)	0:35.11

Rank	TAB	Horse/Jockey	Barrier	Top Speed [km/h]	Fastest Section	Overall	1200m	1000m	800m	600m	400m	Last 600m	Distance Travelled [m]
11	10	PHEEBLE'S SPIRIT	6	68.4	0:10.80	1:22.34 [11]	1:11.54 [1]	1:00.54 [2]	0:48.95 [4]	0:37.18 [6]	0:25.10 [11]	0:37.18	+11
		Nozi Tomizawa		1200m	Overall	(0:10.80)	(0:11.00)	(0:11.59)	(0:11.77)	(0:12.08)	(0:12.30)		

Scratched: Daring Diego (#1), Lubrication (#4), Kalea (#13), Chassagne (#14), Boardie (#16)



**Aquis Park Gold Coast QLD Professional**  
**Race 5: NOEL CALLOW PREMIERSHIP JOCKEY OF THE YEAR QTIS**  
**Three-Year-Old Maiden Plate - 1350m**  
**30 November 2022 - 15:38**



Track Rating: Good 4, Weather: Overcast, Rail Position: +1m 950m-350m +1m Cutaway True Remainder

Section				200m				Last 600m	
Field Times				0:11.49 (0:11.49)				0:35.11	
Rank	TAB	Horse/Jockey	Barrier	Top Speed [km/h]	Fastest Section	Margin			Distance Travelled [m]
1	3	<b>FREEDOM RALLY</b>	2	65.7	0:11.00	0:11.47 [1]	1:19.79		0:34.58
		Ryan Maloney		1200m	Overall	(0:11.47)			
2	6	<b>PAIENBARA</b>	4	66.8	0:11.13	0:11.54 [2]	0.2L		0:34.42 +2
		Justin Huxtable		1200m	1200m	(0:11.54)			
3	5	<b>MISHANI MISSILE</b>	9	65.5	0:11.21	0:11.66 [4]	2.2L		0:34.63 +4
		Luke Dittman		1200m	1200m	(0:11.66)			
4	2	<b>ENVIABLE</b>	1	65.1	0:11.17	0:11.60 [9]	2.5L		0:34.62 -2
		Jag Guthmann-Chester		1200m	Overall	(0:11.60)			
5	9	<b>UNDER THE LIMIT</b>	12	68.8	0:10.82	0:11.97 [3]	2.7L		0:35.64 +5
		Robbie Fradd		1200m	1200m	(0:11.97)			
6	8	<b>TIRITIRI</b>	7	65.2	0:11.14	0:11.93 [6]	3.7L		0:35.01 +5
		James Orman		1200m	1200m	(0:11.93)			
7	7	<b>PUSH TURBO</b>	13	66.8	0:10.93	0:11.98 [7]	4.1L		0:35.46 +8
		Georgina Cartwright		1200m	Overall	(0:11.98)			
8	12	<b>SPIRIT QUEEN</b>	11	67.5	0:10.95	0:12.04 [5]	4.3L		0:35.77 +4
		Ben Thompson		1200m	Overall	(0:12.04)			
9	11	<b>SEA COMMITS</b>	5	65.1	0:10.86	0:12.07 [8]	4.5L		0:35.35 +5
		Martin Harley		1200m	Overall	(0:12.07)			
10	15	<b>MAMA'S MAN</b>	3	67.0	0:10.90	0:12.42 [10]	6.8L		0:36.14 +3
		Larry Cassidy		1200m	Overall	(0:12.42)			

Scratched: Daring Diego (#1), Lubrication (#4), Kalea (#13), Chassagne (#14), Boardie (#16)

[ ] Ranking at each section and finish  
 -:-:- No data available at this section  
 NA No data available  
 SCN Saddle cloth number  
 DNF Did not finish  
 DNT Did not track



**Aquis Park Gold Coast QLD Professional**  
**Race 5: NOEL CALLOW PREMIERSHIP JOCKEY OF THE YEAR QTIS**  
**Three-Year-Old Maiden Plate - 1350m**  
**30 November 2022 - 15:38**



**Track Rating: Good 4, Weather: Overcast, Rail Position: +1m 950m-350m +1m Cutaway True Remainder**

Section		200m		Last 600m		
Field Times		0:11.49 (0:11.49)		0:35.11		
Rank	TAB Horse/Jockey	Barrier	Top Speed [km/h]	Fastest Section	Margin	Distance Travelled [m]
11	10 PHEEBLE'S SPIRIT	6	68.4	0:10.80	0:12.80 [11]	13.8L
	Nozi Tomizawa		1200m	Overall	(0:12.80)	0:37.18 +11

Scratched: Daring Diego (#1), Lubrication (#4), Kalea (#13), Chassagne (#14), Boardie (#16)

[ ] Ranking at each section and finish  
 -:-:- No data available at this section  
 NA No data available

SCN Saddle cloth number  
 DNF Did not finish  
 DNT Did not track



Horse/Jockey Name	Freedom Rally
Final Rank	1
Fastest Section Time (Section)	0:11.00 (Overall)
Top Speed [km/h] (Section)	65.7 (1200m)
Race State	Finished



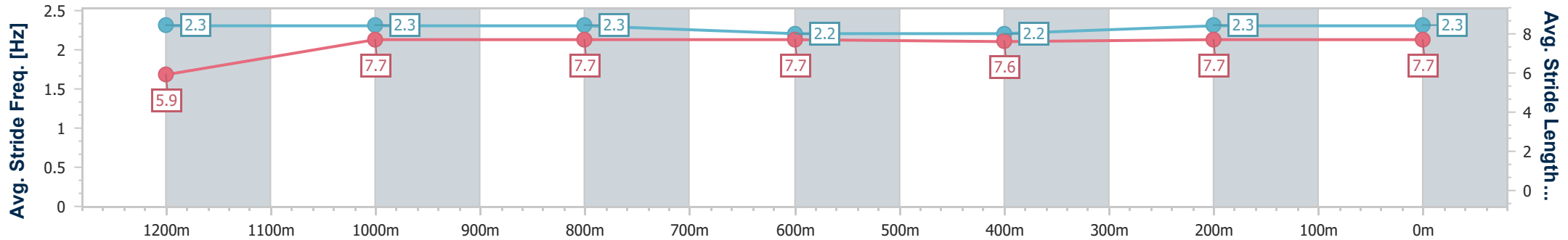
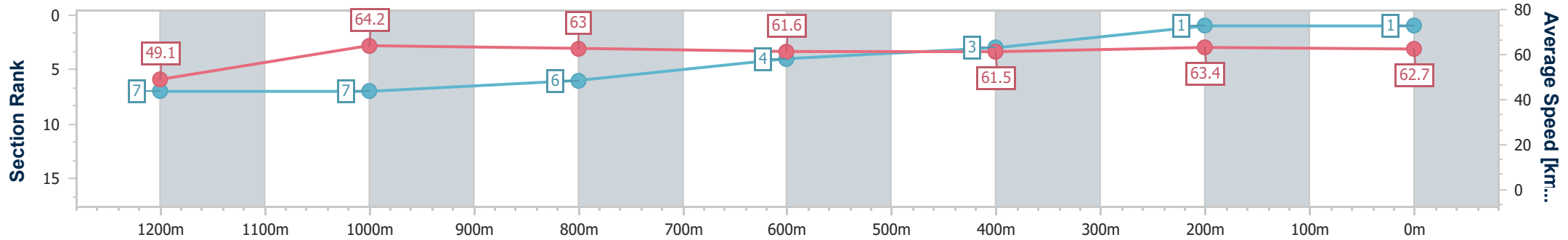
Aquis Park Gold Coast QLD Professional  
 Race 5: NOEL CALLOW PREMIERSHIP JOCKEY OF THE YEAR  
 QTIS Three-Year-Old Maiden Plate - 1350m



30 November 2022 - 15:38

Track Rating: Good 4, Weather: Overcast, Rail Position: +1m 950m-350m +1m Cutaway True Remainder

Section	Overall	1200m	1000m	800m	600m	400m	200m
Section Times	1:19.79 [1] (0:11.00)	1:08.79 [7] (0:11.22)	0:57.57 [7] (0:11.36)	0:46.21 [6] (0:11.63)	0:34.58 [4] (0:11.74)	0:22.84 [3] (0:11.37)	0:11.47 [1] (0:11.47)
Average Speed [km/h]	49.1	64.2	63.0	61.6	61.5	63.4	62.7
Top Speed [km/h]	63.6	65.7	63.6	63.3	63.0	64.3	63.6
Avg. Dist. to Rail [m]	2.4	0.2	1.1	1.3	0.8	3.7	6.3
Avg. Stride Freq. [Hz]	2.3	2.3	2.3	2.2	2.2	2.3	2.3
Avg. Stride Length [m]	5.9	7.7	7.7	7.7	7.6	7.7	7.7



- [ ] Ranking at each section and finish
- .-.- No data available at this section
- NA No data available



Horse/Jockey Name	Paienbara
Final Rank	2
Fastest Section Time (Section)	0:11.13 (1200m)
Top Speed [km/h] (Section)	66.8 (1200m)
Race State	Finished

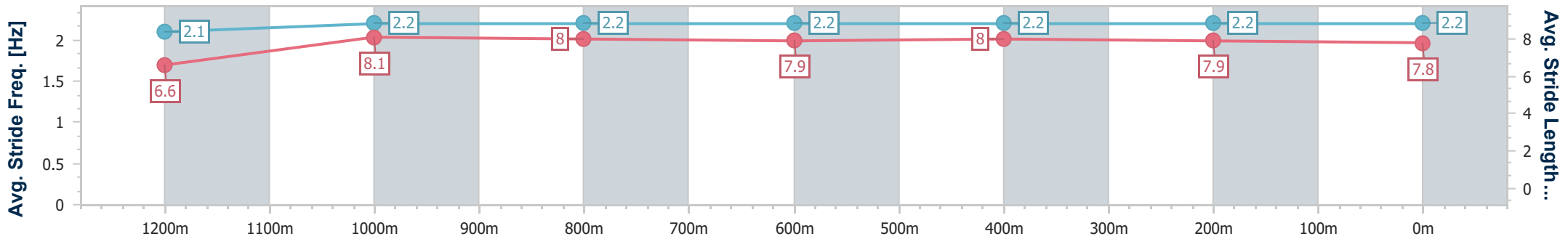
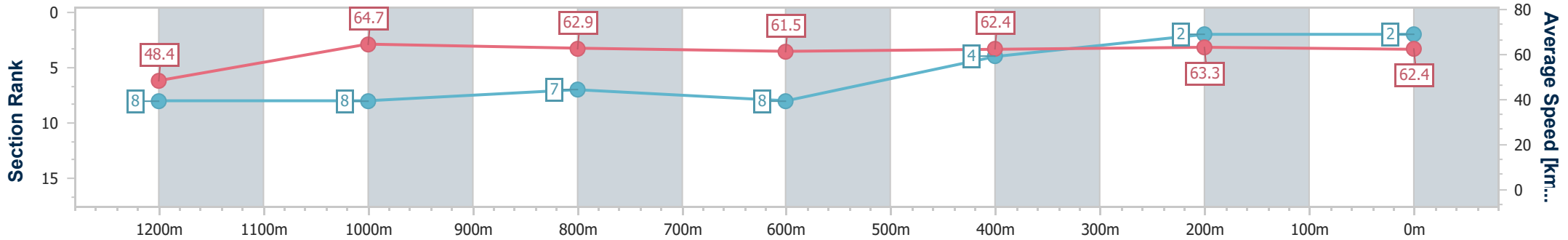


Aquis Park Gold Coast QLD Professional  
 Race 5: NOEL CALLOW PREMIERSHIP JOCKEY OF THE YEAR AQUIS PARK  
 QTIS Three-Year-Old Maiden Plate - 1350m  
 HOME OF THE GOLD COAST  
 TRIP CLUB & SPORT CENTRE

30 November 2022 - 15:38

Track Rating: Good 4, Weather: Overcast, Rail Position: +1m 950m-350m +1m Cutaway True Remainder

Section	Overall	1200m	1000m	800m	600m	400m	200m							
Section Times	1:19.84 [2] (0:11.15)	1:08.69 [8] (0:11.13)	0:57.56 [8] (0:11.44)	0:46.12 [7] (0:11.70)	0:34.42 [8] (0:11.50)	0:22.92 [4] (0:11.38)	0:11.54 [2] (0:11.54)							
Average Speed [km/h]	48.4	64.7	62.9	61.5	62.4	63.3	62.4							
Top Speed [km/h]	64.6	66.8	64.3	63.9	63.9	64.3	64.1							
Avg. Dist. to Rail [m]	3.7	1.1	0.1	0.3	0.7	1.4	3.2							
Avg. Stride Freq. [Hz]	2.1	2.2	2.2	2.2	2.2	2.2	2.2							
Avg. Stride Length [m]	6.6	8.1	8.0	7.9	8.0	7.9	7.8							



- [ ] Ranking at each section and finish
- .-.- No data available at this section
- NA No data available



Horse/Jockey Name	Mishani Missile
Final Rank	3
Fastest Section Time (Section)	0:11.21 (1200m)
Top Speed [km/h] (Section)	65.5 (1200m)
Race State	Finished

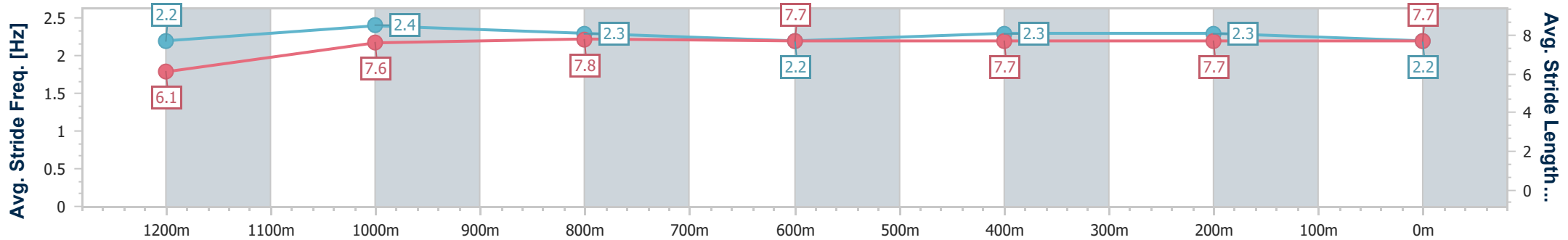
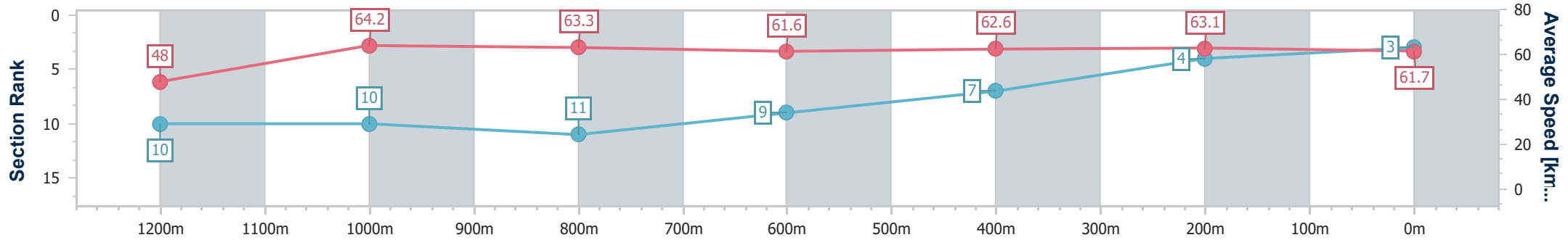


Aquis Park Gold Coast QLD Professional  
 Race 5: NOEL CALLOW PREMIERSHIP JOCKEY OF THE YEAR AQUIS PARK  
 QTIS Three-Year-Old Maiden Plate - 1350m  
 HOME OF THE GOLD COAST  
 TRIP CLUB & SPORT CENTRE

30 November 2022 - 15:38

Track Rating: Good 4, Weather: Overcast, Rail Position: +1m 950m-350m +1m Cutaway True Remainder

Section	Overall	1200m	1000m	800m	600m	400m	200m							
Section Times	1:20.21 [3] (0:11.27)	1:08.94 [10] (0:11.21)	0:57.73 [10] (0:11.42)	0:46.31 [11] (0:11.68)	0:34.63 [9] (0:11.54)	0:23.09 [7] (0:11.43)	0:11.66 [4] (0:11.66)							
Average Speed [km/h]	48.0	64.2	63.3	61.6	62.6	63.1	61.7							
Top Speed [km/h]	63.9	65.5	64.7	63.1	63.6	63.7	63.2							
Avg. Dist. to Rail [m]	6.3	2.8	0.7	0.2	0.4	3.5	6.2							
Avg. Stride Freq. [Hz]	2.2	2.4	2.3	2.2	2.3	2.3	2.2							
Avg. Stride Length [m]	6.1	7.6	7.8	7.7	7.7	7.7	7.7							



- [ ] Ranking at each section and finish
- .-.- No data available at this section
- NA No data available



Horse/Jockey Name	Enviabe
Final Rank	4
Fastest Section Time (Section)	0:11.17 (Overall)
Top Speed [km/h] (Section)	65.1 (1200m)
Race State	Finished



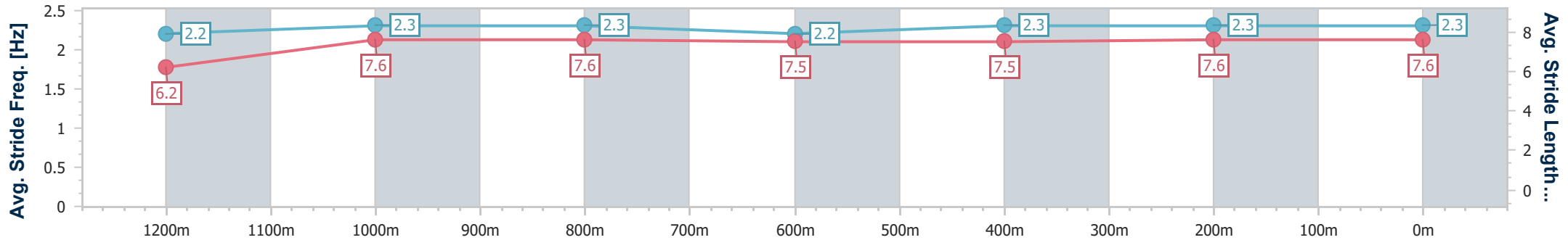
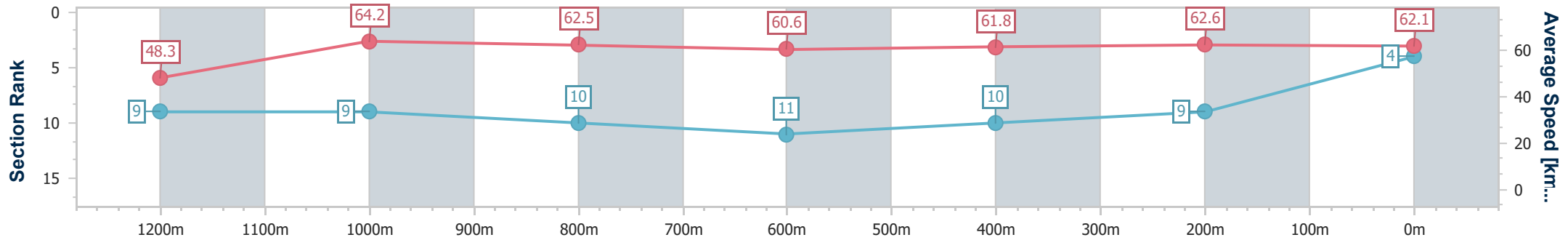
Aquis Park Gold Coast QLD Professional  
 Race 5: NOEL CALLOW PREMIERSHIP JOCKEY OF THE YEAR  
 QTIS Three-Year-Old Maiden Plate - 1350m



30 November 2022 - 15:38

Track Rating: Good 4, Weather: Overcast, Rail Position: +1m 950m-350m +1m Cutaway True Remainder

Section	Overall	1200m	1000m	800m	600m	400m	200m
Section Times	1:20.28 [4] (0:11.17)	1:09.11 [9] (0:11.23)	0:57.88 [9] (0:11.45)	0:46.43 [10] (0:11.81)	0:34.62 [11] (0:11.55)	0:23.07 [10] (0:11.47)	0:11.60 [9] (0:11.60)
Average Speed [km/h]	48.3	64.2	62.5	60.6	61.8	62.6	62.1
Top Speed [km/h]	64.1	65.1	65.0	62.5	63.9	63.4	62.9
Avg. Dist. to Rail [m]	1.6	0.3	1.1	1.4	1.6	1.0	2.2
Avg. Stride Freq. [Hz]	2.2	2.3	2.3	2.2	2.3	2.3	2.3
Avg. Stride Length [m]	6.2	7.6	7.6	7.5	7.5	7.6	7.6



- [ ] Ranking at each section and finish
- .-.- No data available at this section
- NA No data available





Horse/Jockey Name	Under The Limit
Final Rank	5
Fastest Section Time (Section)	0:10.82 (1200m)
Top Speed [km/h] (Section)	68.8 (1200m)
Race State	Finished

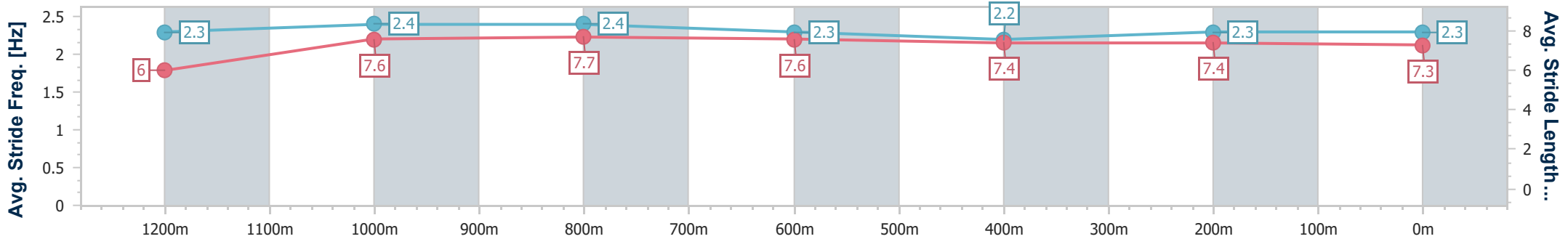
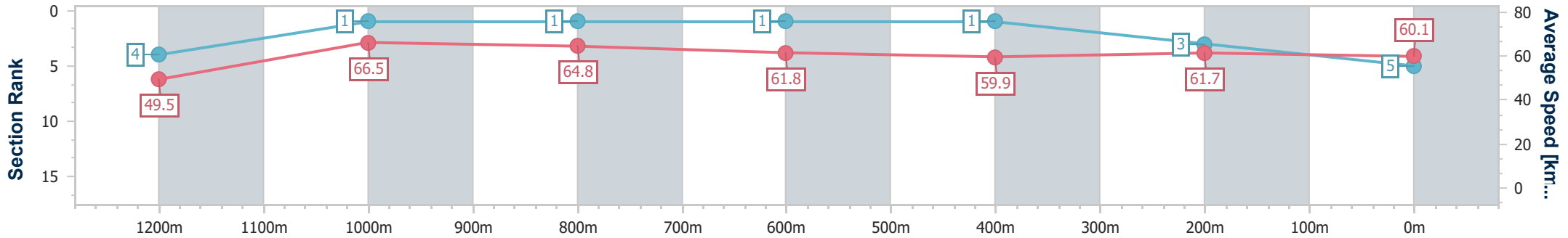


Aquis Park Gold Coast QLD Professional  
 Race 5: NOEL CALLOW PREMIERSHIP JOCKEY OF THE YEAR AQUIS PARK  
 QTIS Three-Year-Old Maiden Plate - 1350m  
 HOME OF THE GOLD COAST  
 TRIP CLUB & SPORT CENTRE

30 November 2022 - 15:38

Track Rating: Good 4, Weather: Overcast, Rail Position: +1m 950m-350m +1m Cutaway True Remainder

Section	Overall	1200m	1000m	800m	600m	400m	200m							
Section Times	1:20.32 [5] (0:10.92)	1:09.40 [4] (0:10.82)	0:58.58 [1] (0:11.26)	0:47.32 [1] (0:11.68)	0:35.64 [1] (0:11.97)	0:23.67 [1] (0:11.70)	0:11.97 [3] (0:11.97)							
Average Speed [km/h]	49.5	66.5	64.8	61.8	59.9	61.7	60.1							
Top Speed [km/h]	68.7	68.8	65.7	64.1	60.9	62.8	62.6							
Avg. Dist. to Rail [m]	10.3	6.5	2.4	0.6	0.3	1.8	3.8							
Avg. Stride Freq. [Hz]	2.3	2.4	2.4	2.3	2.2	2.3	2.3							
Avg. Stride Length [m]	6.0	7.6	7.7	7.6	7.4	7.4	7.3							



- [ ] Ranking at each section and finish
- .-.- No data available at this section
- NA No data available



Horse/Jockey Name	Tiritiri
Final Rank	6
Fastest Section Time (Section)	0:11.14 (1200m)
Top Speed [km/h] (Section)	65.2 (1200m)
Race State	Finished

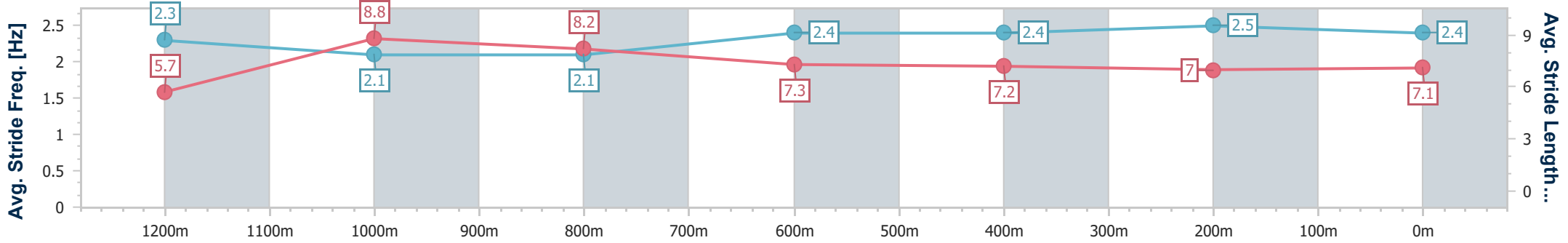
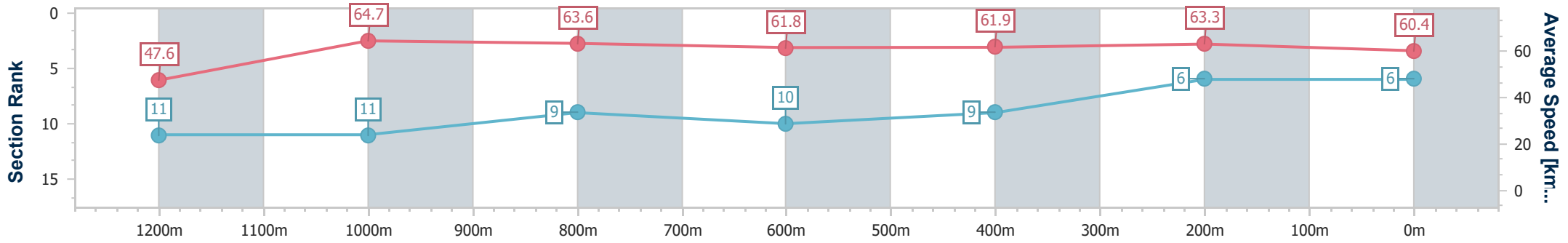


Aquis Park Gold Coast QLD Professional  
 Race 5: NOEL CALLOW PREMIERSHIP JOCKEY OF THE YEAR AQUIS PARK  
 QTIS Three-Year-Old Maiden Plate - 1350m  
 HOME OF THE GOLD COAST  
 TRIP CLUB & SPORT CENTRE

30 November 2022 - 15:38

Track Rating: Good 4, Weather: Overcast, Rail Position: +1m 950m-350m +1m Cutaway True Remainder

Section	Overall	1200m	1000m	800m	600m	400m	200m							
Section Times	1:20.54 [6] (0:11.36)	1:09.18 [11] (0:11.14)	0:58.04 [11] (0:11.35)	0:46.69 [9] (0:11.68)	0:35.01 [10] (0:11.67)	0:23.34 [9] (0:11.41)	0:11.93 [6] (0:11.93)							
Average Speed [km/h]	47.6	64.7	63.6	61.8	61.9	63.3	60.4							
Top Speed [km/h]	63.9	65.2	65.1	63.3	63.3	64.6	62.8							
Avg. Dist. to Rail [m]	5.5	1.9	0.7	0.7	0.6	4.3	7.1							
Avg. Stride Freq. [Hz]	2.3	2.1	2.1	2.4	2.4	2.5	2.4							
Avg. Stride Length [m]	5.7	8.8	8.2	7.3	7.2	7.0	7.1							



- [ ] Ranking at each section and finish
- .-.- No data available at this section
- NA No data available



Horse/Jockey Name	Push Turbo
Final Rank	7
Fastest Section Time (Section)	0:10.93 (Overall)
Top Speed [km/h] (Section)	66.8 (1200m)
Race State	Finished



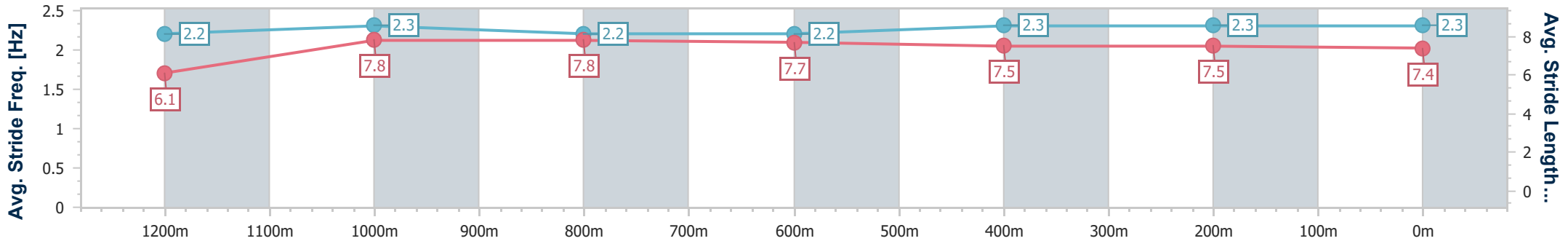
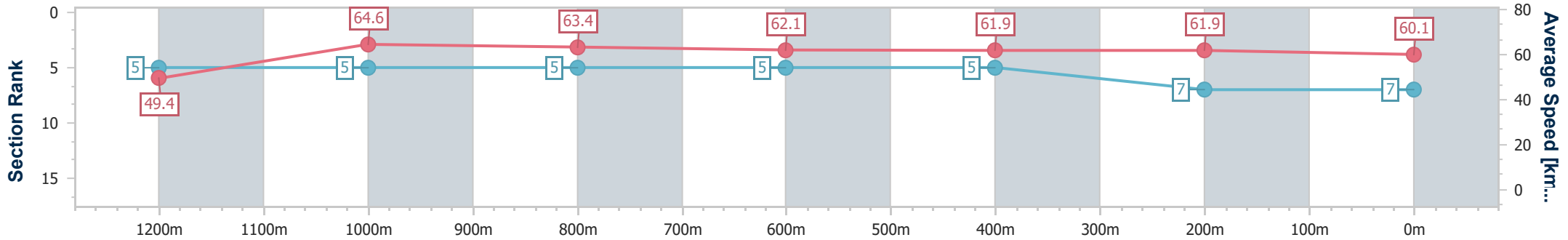
Aquis Park Gold Coast QLD Professional  
 Race 5: NOEL CALLOW PREMIERSHIP JOCKEY OF THE YEAR  
 QTIS Three-Year-Old Maiden Plate - 1350m



30 November 2022 - 15:38

Track Rating: Good 4, Weather: Overcast, Rail Position: +1m 950m-350m +1m Cutaway True Remainder

Section	Overall	1200m	1000m	800m	600m	400m	200m
Section Times	1:20.61 [7] (0:10.93)	1:09.68 [5] (0:11.16)	0:58.52 [5] (0:11.41)	0:47.11 [5] (0:11.65)	0:35.46 [5] (0:11.80)	0:23.66 [5] (0:11.68)	0:11.98 [7] (0:11.98)
Average Speed [km/h]	49.4	64.6	63.4	62.1	61.9	61.9	60.1
Top Speed [km/h]	64.3	66.8	64.8	62.9	63.6	63.4	61.8
Avg. Dist. to Rail [m]	10.7	6.9	1.0	1.4	2.7	5.3	7.9
Avg. Stride Freq. [Hz]	2.2	2.3	2.2	2.2	2.3	2.3	2.3
Avg. Stride Length [m]	6.1	7.8	7.8	7.7	7.5	7.5	7.4



- [ ] Ranking at each section and finish
- .-.- No data available at this section
- NA No data available



Horse/Jockey Name	Spirit Queen
Final Rank	8
Fastest Section Time (Section)	0:10.95 (Overall)
Top Speed [km/h] (Section)	67.5 (1200m)
Race State	Finished



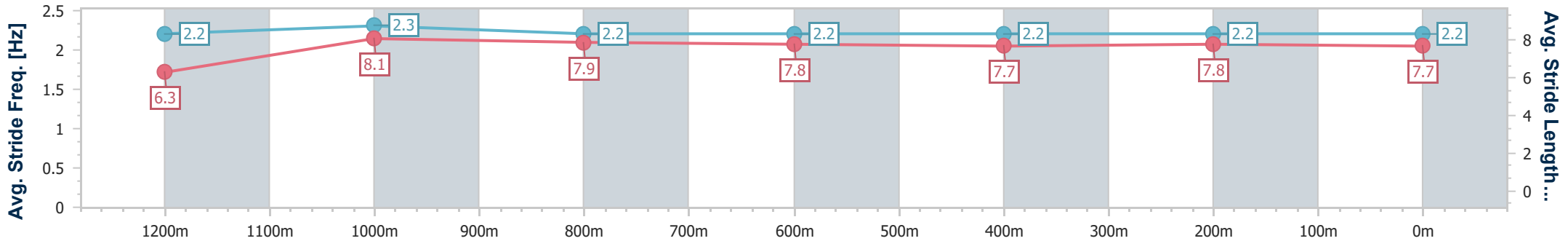
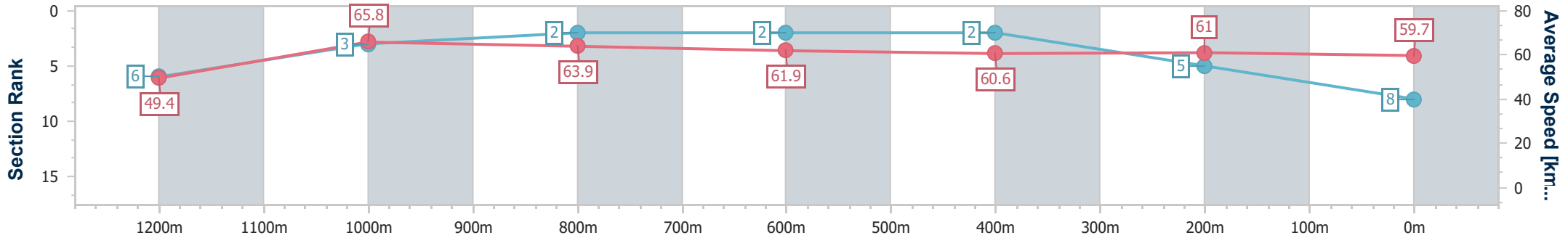
Aquis Park Gold Coast QLD Professional  
 Race 5: NOEL CALLOW PREMIERSHIP JOCKEY OF THE YEAR  
 QTIS Three-Year-Old Maiden Plate - 1350m



30 November 2022 - 15:38

Track Rating: Good 4, Weather: Overcast, Rail Position: +1m 950m-350m +1m Cutaway True Remainder

Section	Overall	1200m	1000m	800m	600m	400m	200m
Section Times	1:20.66 [8] (0:10.95)	1:09.71 [6] (0:10.95)	0:58.76 [3] (0:11.34)	0:47.42 [2] (0:11.65)	0:35.77 [2] (0:11.91)	0:23.86 [2] (0:11.82)	0:12.04 [5] (0:12.04)
Average Speed [km/h]	49.4	65.8	63.9	61.9	60.6	61.0	59.7
Top Speed [km/h]	66.7	67.5	65.9	63.0	61.5	62.1	61.3
Avg. Dist. to Rail [m]	9.1	5.3	1.2	0.3	0.4	2.8	5.2
Avg. Stride Freq. [Hz]	2.2	2.3	2.2	2.2	2.2	2.2	2.2
Avg. Stride Length [m]	6.3	8.1	7.9	7.8	7.7	7.8	7.7



- [ ] Ranking at each section and finish
- .-.- No data available at this section
- NA No data available



Horse/Jockey Name	Sea Commits
Final Rank	9
Fastest Section Time (Section)	0:10.86 (Overall)
Top Speed [km/h] (Section)	65.1 (1200m)
Race State	Finished

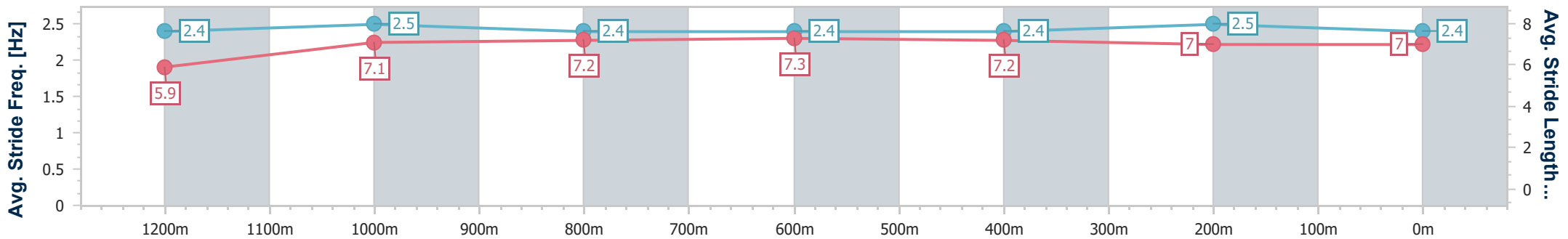
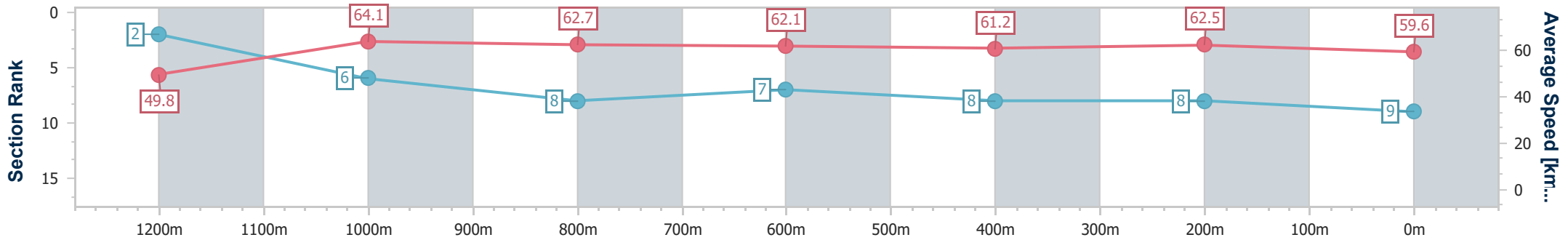


Aquis Park Gold Coast QLD Professional  
 Race 5: NOEL CALLOW PREMIERSHIP JOCKEY OF THE YEAR AQUIS PARK  
 QTIS Three-Year-Old Maiden Plate - 1350m  
 HOME OF THE GOLD COAST  
 TURF CLUB & SPORT CENTRE

30 November 2022 - 15:38

Track Rating: Good 4, Weather: Overcast, Rail Position: +1m 950m-350m +1m Cutaway True Remainder

Section	Overall	1200m	1000m	800m	600m	400m	200m							
Section Times	1:20.72 [9] (0:10.86)	1:09.86 [2] (0:11.24)	0:58.62 [6] (0:11.63)	0:46.99 [8] (0:11.64)	0:35.35 [7] (0:11.74)	0:23.61 [8] (0:11.54)	0:12.07 [8] (0:12.07)							
Average Speed [km/h]	49.8	64.1	62.7	62.1	61.2	62.5	59.6							
Top Speed [km/h]	63.7	65.1	65.0	63.3	62.9	64.9	62.4							
Avg. Dist. to Rail [m]	5.5	2.9	2.2	1.1	0.3	2.7	5.7							
Avg. Stride Freq. [Hz]	2.4	2.5	2.4	2.4	2.4	2.5	2.4							
Avg. Stride Length [m]	5.9	7.1	7.2	7.3	7.2	7.0	7.0							



- [ ] Ranking at each section and finish
- .-.- No data available at this section
- NA No data available



Horse/Jockey Name	Mama's Man
Final Rank	10
Fastest Section Time (Section)	0:10.90 (Overall)
Top Speed [km/h] (Section)	67.0 (1200m)
Race State	Finished

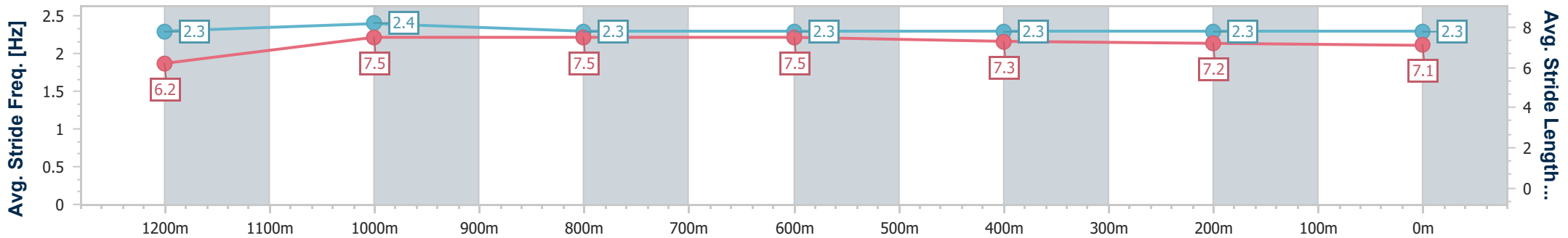
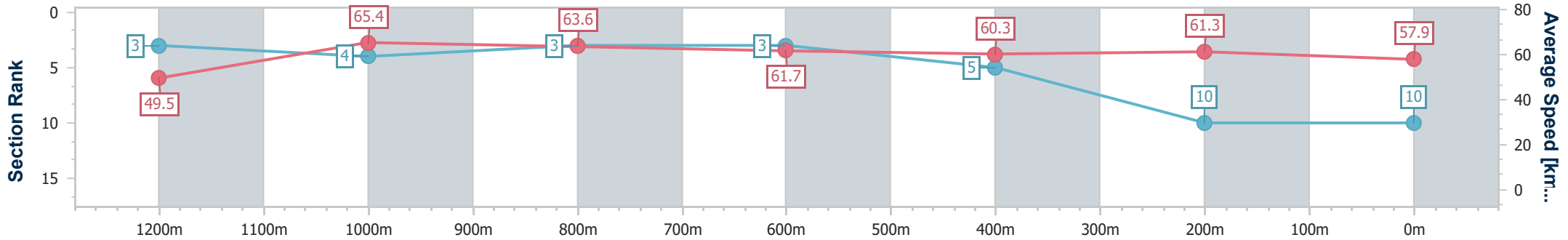


Aquis Park Gold Coast QLD Professional  
 Race 5: NOEL CALLOW PREMIERSHIP JOCKEY OF THE YEAR AQUIS PARK  
 QTIS Three-Year-Old Maiden Plate - 1350m  
 HOME OF THE GOLD COAST  
 TRIP CLUB & SPORT CENTRE

30 November 2022 - 15:38

Track Rating: Good 4, Weather: Overcast, Rail Position: +1m 950m-350m +1m Cutaway True Remainder

Section	Overall	1200m	1000m	800m	600m	400m	200m							
Section Times	1:21.13 [10] (0:10.90)	1:10.23 [3] (0:11.01)	0:59.22 [4] (0:11.37)	0:47.85 [3] (0:11.71)	0:36.14 [3] (0:11.95)	0:24.19 [5] (0:11.77)	0:12.42 [10] (0:12.42)							
Average Speed [km/h]	49.5	65.4	63.6	61.7	60.3	61.3	57.9							
Top Speed [km/h]	64.2	67.0	66.5	62.6	62.9	63.4	60.3							
Avg. Dist. to Rail [m]	4.2	2.2	0.7	1.1	0.4	0.5	1.5							
Avg. Stride Freq. [Hz]	2.3	2.4	2.3	2.3	2.3	2.3	2.3							
Avg. Stride Length [m]	6.2	7.5	7.5	7.5	7.3	7.2	7.1							



- [ ] Ranking at each section and finish
- .-.- No data available at this section
- NA No data available



Horse/Jockey Name	Pheeble's Spirit
Final Rank	11
Fastest Section Time (Section)	0:10.80 (Overall)
Top Speed [km/h] (Section)	68.4 (1200m)
Race State	Finished

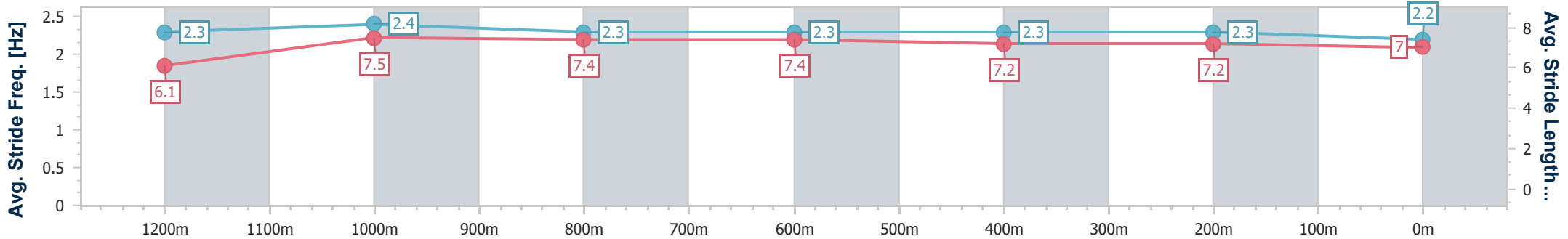
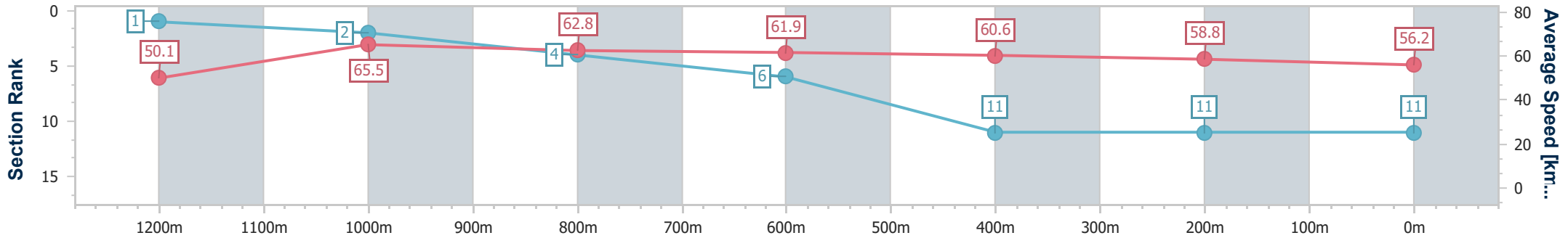


Aquis Park Gold Coast QLD Professional  
 Race 5: NOEL CALLOW PREMIERSHIP JOCKEY OF THE YEAR AQUIS PARK  
 QTIS Three-Year-Old Maiden Plate - 1350m  
 HOME OF THE GOLD COAST  
 TRIP CLUB & SPORT CENTRE

30 November 2022 - 15:38

Track Rating: Good 4, Weather: Overcast, Rail Position: +1m 950m-350m +1m Cutaway True Remainder

Section	Overall	1200m	1000m	800m	600m	400m	200m							
Section Times	1:22.34 [11] (0:10.80)	1:11.54 [1] (0:11.00)	1:00.54 [2] (0:11.59)	0:48.95 [4] (0:11.77)	0:37.18 [6] (0:12.08)	0:25.10 [11] (0:12.30)	0:12.80 [11] (0:12.80)							
Average Speed [km/h]	50.1	65.5	62.8	61.9	60.6	58.8	56.2							
Top Speed [km/h]	67.5	68.4	65.7	63.0	63.1	59.6	58.8							
Avg. Dist. to Rail [m]	6.2	4.3	2.3	2.6	3.2	5.5	5.5							
Avg. Stride Freq. [Hz]	2.3	2.4	2.3	2.3	2.3	2.3	2.2							
Avg. Stride Length [m]	6.1	7.5	7.4	7.4	7.2	7.2	7.0							



- [ ] Ranking at each section and finish
- .-.- No data available at this section
- NA No data available