

Track Rating: Soft 5, Weather: Fine, Rail Position: True Entire Course

Section		Overall											Last 600m	
Field Times		1:41.61											0:36.91	
		(0:17.76)											(0:12.59)	
		1400m	1200m	1000m	800m	600m	400m	400m	400m	400m	400m	400m	400m	
		1:23.85											0:36.91	
		(0:11.28)											(0:12.25)	
		1:12.57	1:12.57	1:00.86	0:48.95	0:36.91	0:24.66	0:24.66	0:24.66	0:24.66	0:24.66	0:24.66	0:24.66	
		(0:11.71)											(0:12.04)	
		1:00.86	0:48.95	0:36.91	0:24.66	0:24.66	0:24.66	0:24.66	0:24.66	0:24.66	0:24.66	0:24.66	0:24.66	
		(0:11.91)											(0:12.04)	
		0:48.95	0:36.91	0:24.66	0:24.66	0:24.66	0:24.66	0:24.66	0:24.66	0:24.66	0:24.66	0:24.66	0:24.66	
		(0:11.95)											(0:12.25)	
		0:36.91	0:24.66	0:24.66	0:24.66	0:24.66	0:24.66	0:24.66	0:24.66	0:24.66	0:24.66	0:24.66	0:24.66	
		(0:12.08)											(0:12.59)	
Rank	TAB	Horse/Jockey	Barrier	Top Speed [km/h]	Fastest Section	Overall	1400m	1200m	1000m	800m	600m	400m	Last 600m	Distance Travelled [m]
1	2	THE GOLDEN SOUL	2	64.0	0:11.55	1:41.61 [1]	1:23.14 [5]	1:11.59 [6]	1:00.00 [6]	0:48.01 [6]	0:36.10 [6]	0:24.15 [5]	0:36.10	
		Yvette Lewis		1200m	1400m	(0:18.47)	(0:11.55)	(0:11.59)	(0:11.99)	(0:11.91)	(0:11.95)	(0:12.08)		
2	10	KASEAR	10	62.9	0:11.56	1:41.95 [2]	1:23.42 [7]	1:11.86 [7]	1:00.24 [7]	0:48.41 [7]	0:36.49 [7]	0:24.49 [7]	0:36.49	+10
		Taylor Marshall		Overall	1400m	(0:18.53)	(0:11.56)	(0:11.62)	(0:11.83)	(0:11.92)	(0:12.00)	(0:12.30)		
3	11	SWEAR ON A PROMISE	3	64.8	0:11.56	1:42.13 [3]	1:23.51 [8]	1:11.95 [8]	1:00.32 [8]	0:48.42 [8]	0:36.42 [8]	0:24.62 [8]	0:36.42	+4
		Tiffani Brooker		Overall	1400m	(0:18.62)	(0:11.56)	(0:11.63)	(0:11.90)	(0:12.00)	(0:11.80)	(0:12.21)		
4	3	STORM HARBOUR	5	63.2	0:11.57	1:42.39 [4]	1:23.53 [9]	1:11.90 [9]	1:00.33 [9]	0:48.50 [9]	0:36.52 [9]	0:24.73 [9]	0:36.52	+5
		Jag Guthmann-Chester		1400m	1200m	(0:18.86)	(0:11.63)	(0:11.57)	(0:11.83)	(0:11.98)	(0:11.79)	(0:12.33)		
5	13	SIDEWALK	8	62.9	0:11.51	1:42.48 [5]	1:23.17 [12]	1:11.63 [11]	1:00.12 [11]	0:48.41 [11]	0:36.43 [11]	0:24.64 [11]	0:36.43	+12
		Robbie Fradd		1400m	1200m	(0:19.31)	(0:11.54)	(0:11.51)	(0:11.71)	(0:11.98)	(0:11.79)	(0:12.20)		
6	15	SEEKING GUIDANCE	1	66.1	0:11.45	1:42.58 [6]	1:24.47 [2]	1:13.02 [3]	1:01.43 [3]	0:49.44 [4]	0:37.57 [4]	0:25.46 [4]	0:37.57	+3
		Adin Thompson		Overall	1400m	(0:18.11)	(0:11.45)	(0:11.59)	(0:11.99)	(0:11.87)	(0:12.11)	(0:12.60)		
7	16	CHICA BONITA	9	63.0	0:11.52	1:42.61 [7]	1:23.60 [10]	1:12.08 [10]	1:00.47 [10]	0:48.66 [10]	0:36.60 [10]	0:24.87 [10]	0:36.60	+4
		Jason Taylor		1200m	1400m	(0:19.01)	(0:11.52)	(0:11.61)	(0:11.81)	(0:12.06)	(0:11.73)	(0:12.32)		
8	4	TAKUNAI	4	64.1	0:11.45	1:42.63 [8]	1:24.17 [6]	1:12.72 [5]	1:01.13 [5]	0:49.21 [5]	0:37.32 [5]	0:25.26 [6]	0:37.32	+8
		Luke Dittman		Overall	1400m	(0:18.46)	(0:11.45)	(0:11.59)	(0:11.92)	(0:11.89)	(0:12.06)	(0:12.51)		
9	8	FRIEND OF GOD	7	64.8	0:11.48	1:42.99 [9]	1:24.85 [3]	1:13.37 [4]	1:01.77 [4]	0:49.84 [3]	0:37.97 [3]	0:25.87 [2]	0:37.97	+9
		Kenji Yoshida		1200m	1400m	(0:18.14)	(0:11.48)	(0:11.60)	(0:11.93)	(0:11.87)	(0:12.10)	(0:12.66)		
10	1	CHIEF COMMAND	6	62.7	0:11.62	1:43.20 [10]	1:23.88 [11]	1:12.26 [12]	1:00.60 [12]	0:48.79 [12]	0:36.79 [13]	0:25.08 [13]	0:36.79	+3
		Paul Hammersley		1400m	1400m	(0:19.32)	(0:11.62)	(0:11.66)	(0:11.81)	(0:12.00)	(0:11.71)	(0:12.30)		

Scratched: Glashabee (#5), Artie's Dreamtime (#7)

Track Rating: Soft 5, Weather: Fine, Rail Position: True Entire Course

Section													Field Times	
Overall	1400m	1200m	1000m	800m	600m	400m	Last 600m							
1:41.61 (0:17.76)	1:23.85 (0:11.28)	1:12.57 (0:11.71)	1:00.86 (0:11.91)	0:48.95 (0:12.04)	0:36.91 (0:12.25)	0:24.66 (0:12.59)	0:36.91							
Rank	TAB	Horse/Jockey	Barrier	Top Speed [km/h]	Fastest Section									Distance Travelled [m]
11	9	HERECUM DA DRUMS Micheal Hellyer	14	63.5 1200m	0:11.61 1200m	1:43.23 [11] (0:19.47)	1:23.76 [13] (0:11.65)	1:12.11 [13] (0:11.61)	1:00.50 [13] (0:11.74)	0:48.76 [13] (0:11.96)	0:36.80 [14] (0:11.82)	0:24.98 [14] (0:12.38)	0:36.80	+11
12	6	WINSTON BLUE Andrew Spinks	11	63.7 600m	0:11.57 1200m	1:43.41 [12] (0:19.66)	1:23.75 [14] (0:11.66)	1:12.09 [14] (0:11.57)	1:00.52 [14] (0:11.75)	0:48.77 [14] (0:11.79)	0:36.98 [12] (0:11.65)	0:25.33 [12] (0:12.36)	0:36.98	+11
13	12	CASSOWARY Chris Meehan	13	66.5 1400m	0:11.32 1400m	1:43.79 [13] (0:18.32)	1:25.47 [4] (0:11.32)	1:14.15 [2] (0:11.50)	1:02.65 [2] (0:12.03)	0:50.62 [2] (0:11.88)	0:38.74 [2] (0:12.38)	0:26.36 [3] (0:12.93)	0:38.74	+12
14	14	MANDO ROCK Marnu Potgieter	15	67.5 Overall	0:11.28 1400m	1:43.96 [14] (0:17.76)	1:26.20 [1] (0:11.28)	1:14.92 [1] (0:11.71)	1:03.21 [1] (0:11.91)	0:51.30 [1] (0:12.04)	0:39.26 [1] (0:12.25)	0:27.01 [1] (0:12.86)	0:39.26	+4

Scratched: Glashabee (#5), Artie's Dreamtime (#7)

Track Rating: Soft 5, Weather: Fine, Rail Position: True Entire Course

Section							200m			Last 600m
Field Times							0:12.07			0:36.91
							(0:12.07)			
Rank	TAB	Horse/Jockey	Barrier	Top Speed [km/h]	Fastest Section	Margin			Distance Travelled [m]	
1	2	THE GOLDEN SOUL Yvette Lewis	2	64.0 1200m	0:11.55 1400m	0:12.07 [1] (0:12.07)	1:41.61		0:36.10	
2	10	KASEAR Taylor Marshall	10	62.9 Overall	0:11.56 1400m	0:12.19 [6] (0:12.19)	1.8L		0:36.49 +10	
3	11	SWEAR ON A PROMISE Tiffani Brooker	3	64.8 Overall	0:11.56 1400m	0:12.41 [4] (0:12.41)	2.8L		0:36.42 +4	
4	3	STORM HARBOUR Jag Guthmann-Chester	5	63.2 1400m	0:11.57 1200m	0:12.40 [8] (0:12.40)	4.3L		0:36.52 +5	
5	13	SIDEWALK Robbie Fradd	8	62.9 1400m	0:11.51 1200m	0:12.44 [10] (0:12.44)	4.8L		0:36.43 +12	
6	15	SEEKING GUIDANCE Adin Thompson	1	66.1 Overall	0:11.45 1400m	0:12.86 [3] (0:12.86)	5.3L		0:37.57 +3	
7	16	CHICA BONITA Jason Taylor	9	63.0 1200m	0:11.52 1400m	0:12.55 [10] (0:12.55)	5.5L		0:36.60 +4	
8	4	TAKUNAI Luke Dittman	4	64.1 Overall	0:11.45 1400m	0:12.75 [7] (0:12.75)	5.6L		0:37.32 +8	
9	8	FRIEND OF GOD Kenji Yoshida	7	64.8 1200m	0:11.48 1400m	0:13.21 [2] (0:13.21)	7.6L		0:37.97 +9	
10	1	CHIEF COMMAND Paul Hammersley	6	62.7 1400m	0:11.62 1400m	0:12.78 [13] (0:12.78)	8.6L		0:36.79 +3	

Scratched: Glashabee (#5), Artie's Dreamtime (#7)

Track Rating: Soft 5, Weather: Fine, Rail Position: True Entire Course

Section							200m			Last 600m	
Field Times							0:12.07			0:36.91	
							(0:12.07)				
Rank	TAB	Horse/Jockey	Barrier	Top Speed [km/h]	Fastest Section	Margin				Distance Travelled [m]	
11	9	HERECUM DA DRUMS	14	63.5	0:11.61	0:12.60 [14]	8.8L			0:36.80	+11
		Micheal Hellyer		1200m	1200m	(0:12.60)					
12	6	WINSTON BLUE	11	63.7	0:11.57	0:12.97 [12]	9.8L			0:36.98	+11
		Andrew Spinks		600m	1200m	(0:12.97)					
13	12	CASSOWARY	13	66.5	0:11.32	0:13.43 [9]	11.8L			0:38.74	+12
		Chris Meehan		1400m	1400m	(0:13.43)					
14	14	MANDO ROCK	15	67.5	0:11.28	0:14.15 [5]	12.6L			0:39.26	+4
		Marnu Potgieter		Overall	1400m	(0:14.15)					

Scratched: Glashabee (#5), Artie's Dreamtime (#7)



Horse/Jockey Name	The Golden Soul
Final Rank	1
Fastest Section Time (Section)	0:11.55 (1400m)
Top Speed [km/h] (Section)	64.0 (1200m)
Race State	Finished



Ipswich QLD Professional

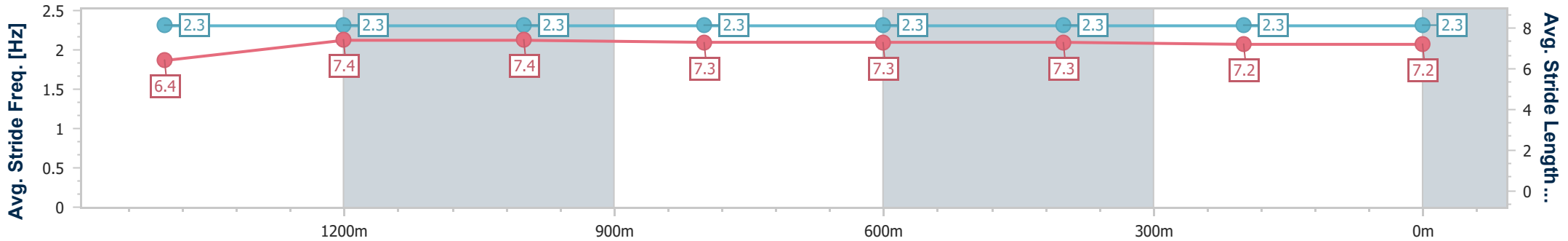
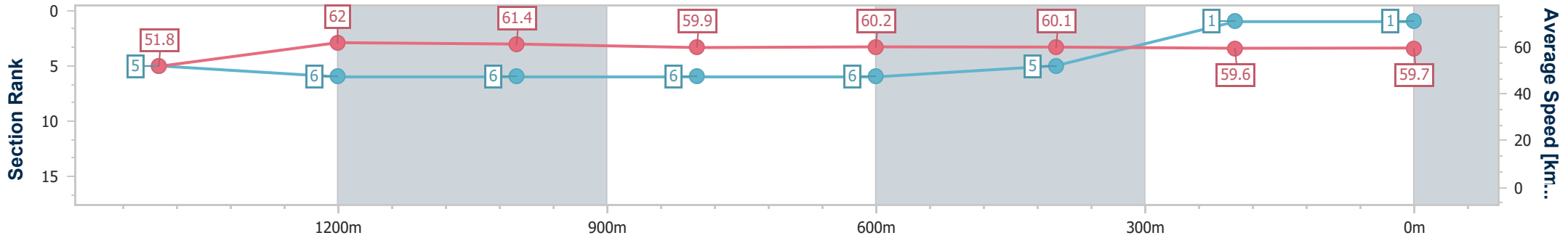
Race 7: TAB RATINGS BAND 0 - 58 Handicap - 1666m

26 November 2022 - 16:48

Track Rating: Soft 5, Weather: Fine, Rail Position: True Entire Course



Section	Overall	1400m	1200m	1000m	800m	600m	400m	200m
Section Times	1:41.61 [1] (0:18.47)	1:23.14 [5] (0:11.55)	1:11.59 [6] (0:11.59)	1:00.00 [6] (0:11.99)	0:48.01 [6] (0:11.91)	0:36.10 [6] (0:11.95)	0:24.15 [5] (0:12.08)	0:12.07 [1] (0:12.07)
Average Speed [km/h]	51.8	62.0	61.4	59.9	60.2	60.1	59.6	59.7
Top Speed [km/h]	63.9	62.8	64.0	61.3	61.6	60.9	61.2	61.5
Avg. Dist. to Rail [m]	2.1	1.7	2.1	1.7	1.2	0.5	1.1	3.4
Avg. Stride Freq. [Hz]	2.3	2.3	2.3	2.3	2.3	2.3	2.3	2.3
Avg. Stride Length [m]	6.4	7.4	7.4	7.3	7.3	7.3	7.2	7.2



- [] Ranking at each section and finish
- .-.- No data available at this section
- NA No data available



Horse/Jockey Name	Kasear
Final Rank	2
Fastest Section Time (Section)	0:11.56 (1400m)
Top Speed [km/h] (Section)	62.9 (Overall)
Race State	Finished



Ipswich QLD Professional

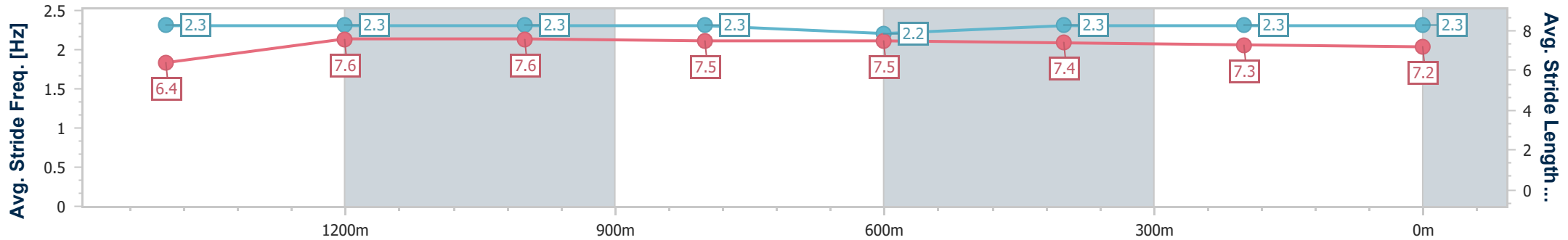
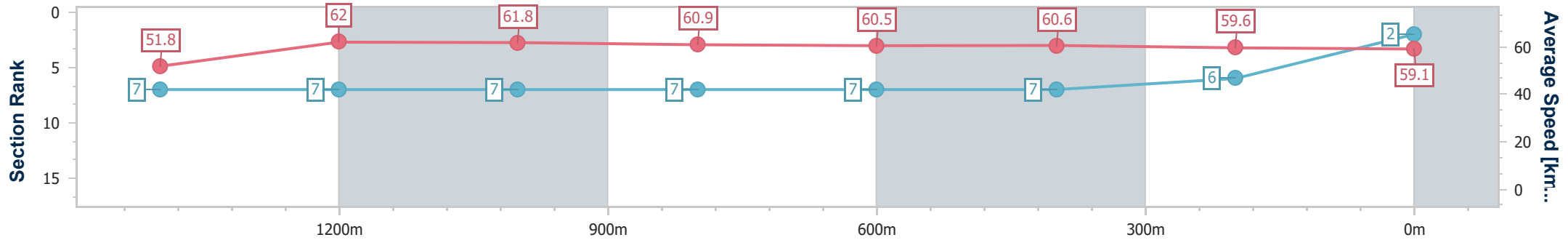
Race 7: TAB RATINGS BAND 0 - 58 Handicap - 1666m

26 November 2022 - 16:48

Track Rating: Soft 5, Weather: Fine, Rail Position: True Entire Course



Section	Overall	1400m	1200m	1000m	800m	600m	400m	200m						
Section Times	1:41.95 [2] (0:18.53)	1:23.42 [7] (0:11.56)	1:11.86 [7] (0:11.62)	1:00.24 [7] (0:11.83)	0:48.41 [7] (0:11.92)	0:36.49 [7] (0:12.00)	0:24.49 [7] (0:12.30)	0:12.19 [6] (0:12.19)						
Average Speed [km/h]	51.8	62.0	61.8	60.9	60.5	60.6	59.6	59.1						
Top Speed [km/h]	62.9	62.8	62.6	62.0	62.1	61.6	60.3	60.1						
Avg. Dist. to Rail [m]	6.8	0.9	0.7	0.2	0.6	2.1	5.8	7.7						
Avg. Stride Freq. [Hz]	2.3	2.3	2.3	2.3	2.2	2.3	2.3	2.3						
Avg. Stride Length [m]	6.4	7.6	7.6	7.5	7.5	7.4	7.3	7.2						



- [] Ranking at each section and finish
- .-.- No data available at this section
- NA No data available



Horse/Jockey Name	Swear On A Promise
Final Rank	3
Fastest Section Time (Section)	0:11.56 (1400m)
Top Speed [km/h] (Section)	64.8 (Overall)
Race State	Finished



Ipswich QLD Professional

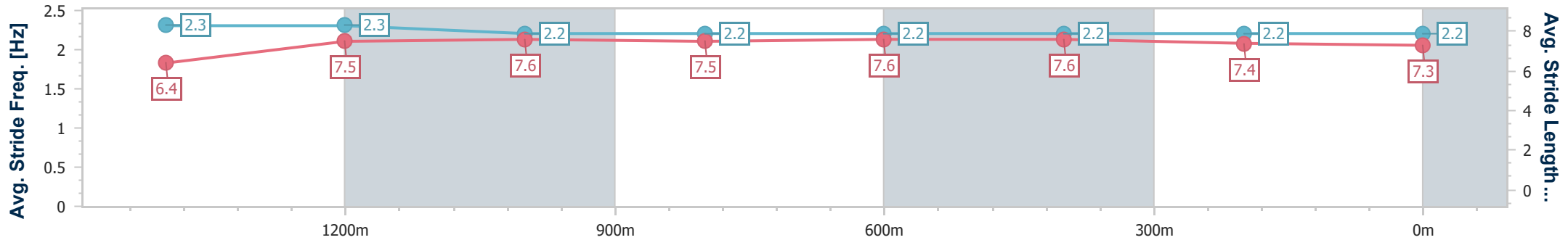
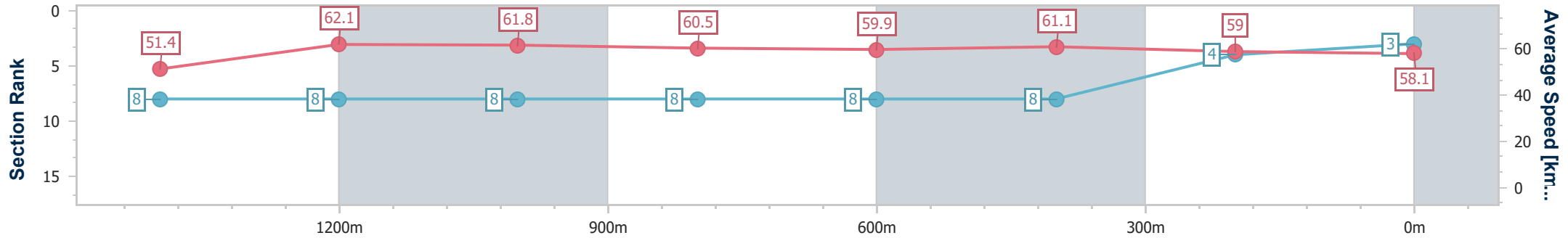
Race 7: TAB RATINGS BAND 0 - 58 Handicap - 1666m

26 November 2022 - 16:48

Track Rating: Soft 5, Weather: Fine, Rail Position: True Entire Course



Section	Overall	1400m	1200m	1000m	800m	600m	400m	200m
Section Times	1:42.13 [3] (0:18.62)	1:23.51 [8] (0:11.56)	1:11.95 [8] (0:11.63)	1:00.32 [8] (0:11.90)	0:48.42 [8] (0:12.00)	0:36.42 [8] (0:11.80)	0:24.62 [8] (0:12.21)	0:12.41 [4] (0:12.41)
Average Speed [km/h]	51.4	62.1	61.8	60.5	59.9	61.1	59.0	58.1
Top Speed [km/h]	64.8	62.4	62.5	61.2	61.2	61.6	60.0	60.0
Avg. Dist. to Rail [m]	2.9	0.7	0.4	0.1	0.3	0.1	0.4	1.1
Avg. Stride Freq. [Hz]	2.3	2.3	2.2	2.2	2.2	2.2	2.2	2.2
Avg. Stride Length [m]	6.4	7.5	7.6	7.5	7.6	7.6	7.4	7.3



- [] Ranking at each section and finish
- .-.- No data available at this section
- NA No data available



Horse/Jockey Name	Storm Harbour
Final Rank	4
Fastest Section Time (Section)	0:11.57 (1200m)
Top Speed [km/h] (Section)	63.2 (1400m)
Race State	Finished



Ipswich QLD Professional

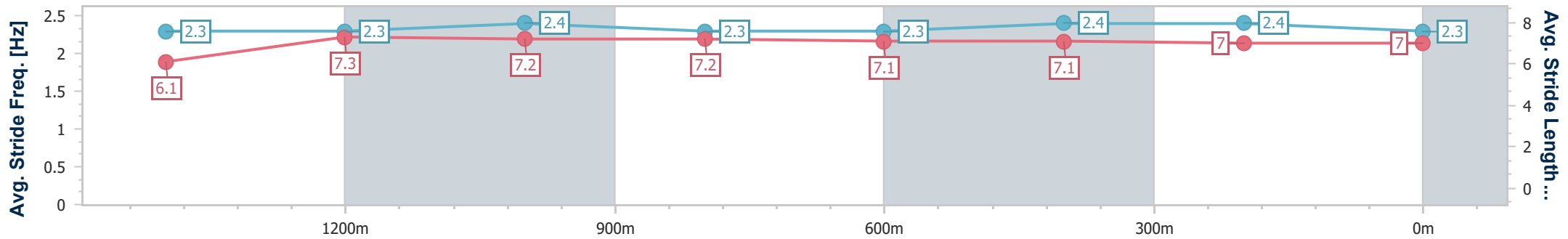
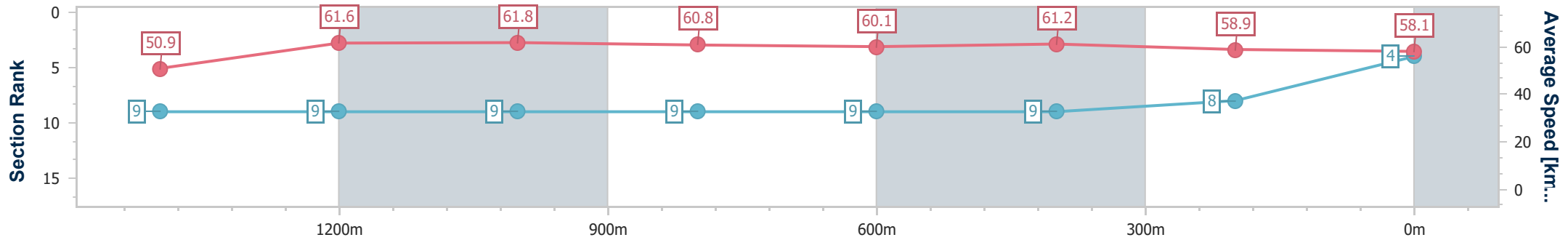
Race 7: TAB RATINGS BAND 0 - 58 Handicap - 1666m

26 November 2022 - 16:48

Track Rating: Soft 5, Weather: Fine, Rail Position: True Entire Course



Section	Overall	1400m	1200m	1000m	800m	600m	400m	200m
Section Times	1:42.39 [4] (0:18.86)	1:23.53 [9] (0:11.63)	1:11.90 [9] (0:11.57)	1:00.33 [9] (0:11.83)	0:48.50 [9] (0:11.98)	0:36.52 [9] (0:11.79)	0:24.73 [9] (0:12.33)	0:12.40 [8] (0:12.40)
Average Speed [km/h]	50.9	61.6	61.8	60.8	60.1	61.2	58.9	58.1
Top Speed [km/h]	62.6	63.2	63.0	62.2	62.1	62.3	60.1	58.9
Avg. Dist. to Rail [m]	3.8	1.0	1.3	0.3	0.1	0.7	2.9	3.4
Avg. Stride Freq. [Hz]	2.3	2.3	2.4	2.3	2.3	2.4	2.4	2.3
Avg. Stride Length [m]	6.1	7.3	7.2	7.2	7.1	7.1	7.0	7.0



- [] Ranking at each section and finish
- .-.- No data available at this section
- NA No data available



Horse/Jockey Name	Sidewalk
Final Rank	5
Fastest Section Time (Section)	0:11.51 (1200m)
Top Speed [km/h] (Section)	62.9 (1400m)
Race State	Finished



Ipswich QLD Professional

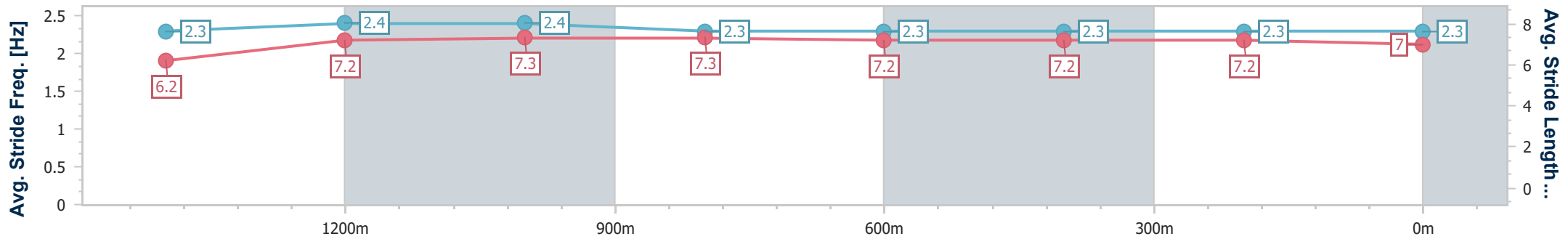
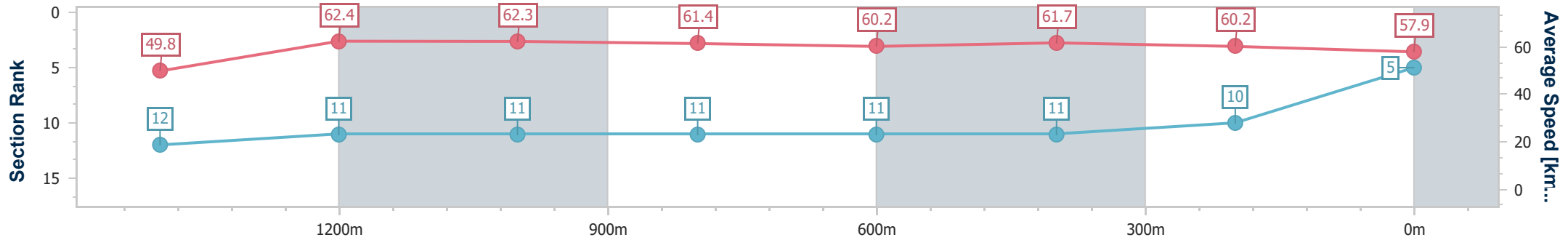
Race 7: TAB RATINGS BAND 0 - 58 Handicap - 1666m

26 November 2022 - 16:48

Track Rating: Soft 5, Weather: Fine, Rail Position: True Entire Course



Section	Overall	1400m	1200m	1000m	800m	600m	400m	200m
Section Times	1:42.48 [5] (0:19.31)	1:23.17 [12] (0:11.54)	1:11.63 [11] (0:11.51)	1:00.12 [11] (0:11.71)	0:48.41 [11] (0:11.98)	0:36.43 [11] (0:11.79)	0:24.64 [11] (0:12.20)	0:12.44 [10] (0:12.44)
Average Speed [km/h]	49.8	62.4	62.3	61.4	60.2	61.7	60.2	57.9
Top Speed [km/h]	61.7	62.9	62.6	62.3	61.4	62.2	60.9	60.0
Avg. Dist. to Rail [m]	7.0	0.8	0.7	0.3	0.6	2.4	6.3	11.1
Avg. Stride Freq. [Hz]	2.3	2.4	2.4	2.3	2.3	2.3	2.3	2.3
Avg. Stride Length [m]	6.2	7.2	7.3	7.3	7.2	7.2	7.2	7.0



- [] Ranking at each section and finish
- .-.- No data available at this section
- NA No data available



Horse/Jockey Name	Seeking Guidance
Final Rank	6
Fastest Section Time (Section)	0:11.45 (1400m)
Top Speed [km/h] (Section)	66.1 (Overall)
Race State	Finished



Ipswich QLD Professional

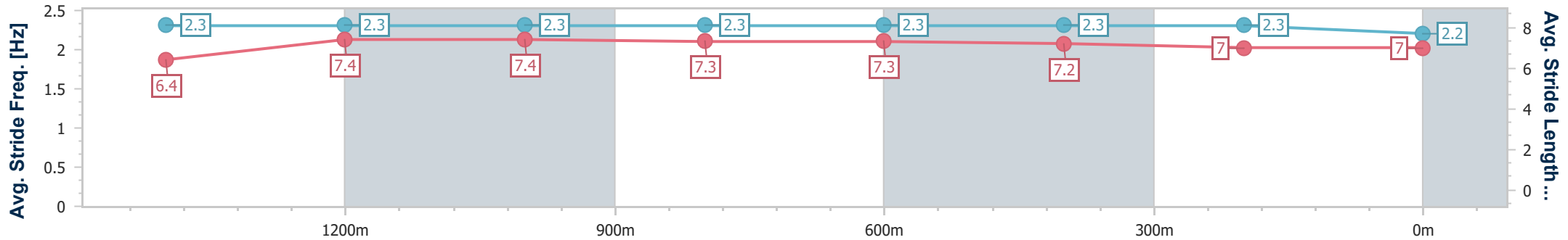
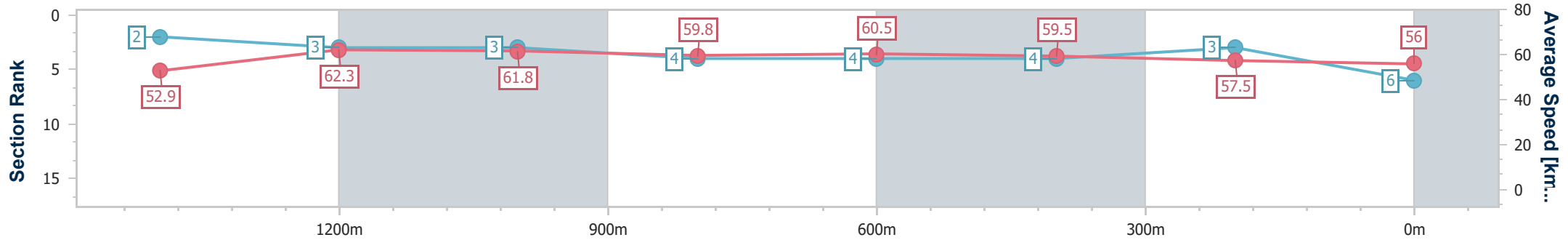
Race 7: TAB RATINGS BAND 0 - 58 Handicap - 1666m

26 November 2022 - 16:48

Track Rating: Soft 5, Weather: Fine, Rail Position: True Entire Course



Section	Overall	1400m	1200m	1000m	800m	600m	400m	200m
Section Times	1:42.58 [6] (0:18.11)	1:24.47 [2] (0:11.45)	1:13.02 [3] (0:11.59)	1:01.43 [3] (0:11.99)	0:49.44 [4] (0:11.87)	0:37.57 [4] (0:12.11)	0:25.46 [4] (0:12.60)	0:12.86 [3] (0:12.86)
Average Speed [km/h]	52.9	62.3	61.8	59.8	60.5	59.5	57.5	56.0
Top Speed [km/h]	66.1	63.5	63.7	61.2	60.9	60.9	58.8	57.5
Avg. Dist. to Rail [m]	1.5	1.8	1.2	1.0	0.7	0.4	2.5	5.7
Avg. Stride Freq. [Hz]	2.3	2.3	2.3	2.3	2.3	2.3	2.3	2.2
Avg. Stride Length [m]	6.4	7.4	7.4	7.3	7.3	7.2	7.0	7.0



- [] Ranking at each section and finish
- .-.- No data available at this section
- NA No data available



Horse/Jockey Name	Chica Bonita
Final Rank	7
Fastest Section Time (Section)	0:11.52 (1400m)
Top Speed [km/h] (Section)	63.0 (1200m)
Race State	Finished



Ipswich QLD Professional

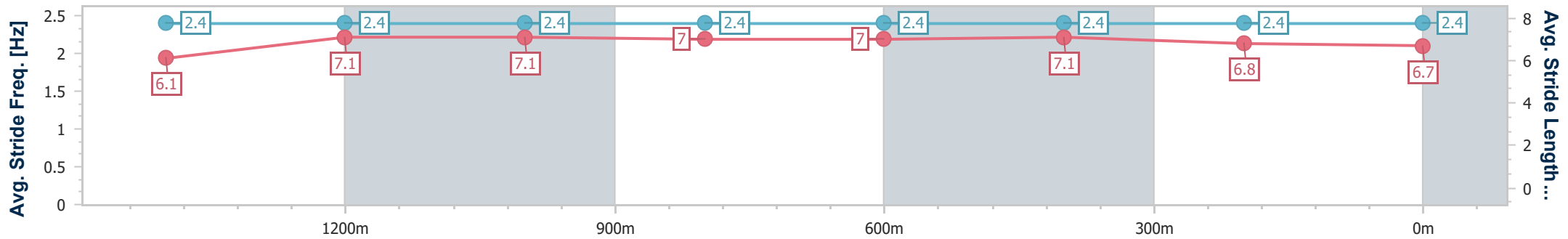
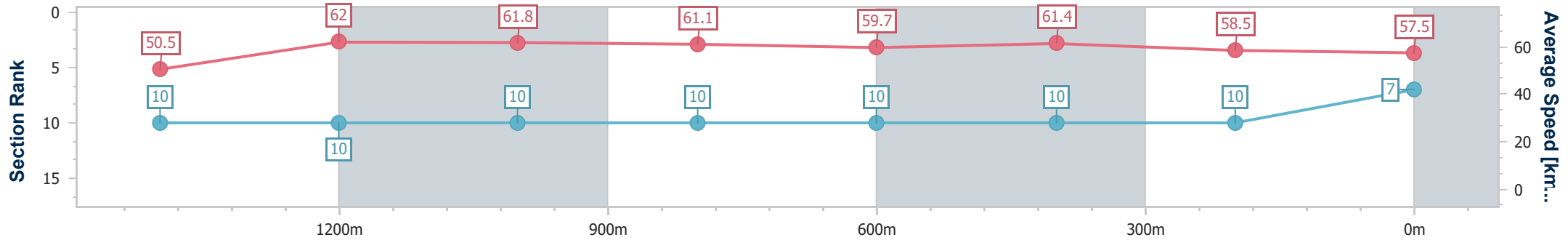
Race 7: TAB RATINGS BAND 0 - 58 Handicap - 1666m

26 November 2022 - 16:48

Track Rating: Soft 5, Weather: Fine, Rail Position: True Entire Course



Section	Overall	1400m	1200m	1000m	800m	600m	400m	200m
Section Times	1:42.61 [7] (0:19.01)	1:23.60 [10] (0:11.52)	1:12.08 [10] (0:11.61)	1:00.47 [10] (0:11.81)	0:48.66 [10] (0:12.06)	0:36.60 [10] (0:11.73)	0:24.87 [10] (0:12.32)	0:12.55 [10] (0:12.55)
Average Speed [km/h]	50.5	62.0	61.8	61.1	59.7	61.4	58.5	57.5
Top Speed [km/h]	62.3	62.9	63.0	62.5	61.4	62.2	60.4	59.4
Avg. Dist. to Rail [m]	5.2	1.7	1.1	0.3	0.2	0.2	0.7	1.3
Avg. Stride Freq. [Hz]	2.4	2.4	2.4	2.4	2.4	2.4	2.4	2.4
Avg. Stride Length [m]	6.1	7.1	7.1	7.0	7.0	7.1	6.8	6.7



- [] Ranking at each section and finish
- .-.- No data available at this section
- NA No data available



Horse/Jockey Name	Takunai
Final Rank	8
Fastest Section Time (Section)	0:11.45 (1400m)
Top Speed [km/h] (Section)	64.1 (Overall)
Race State	Finished



Ipswich QLD Professional

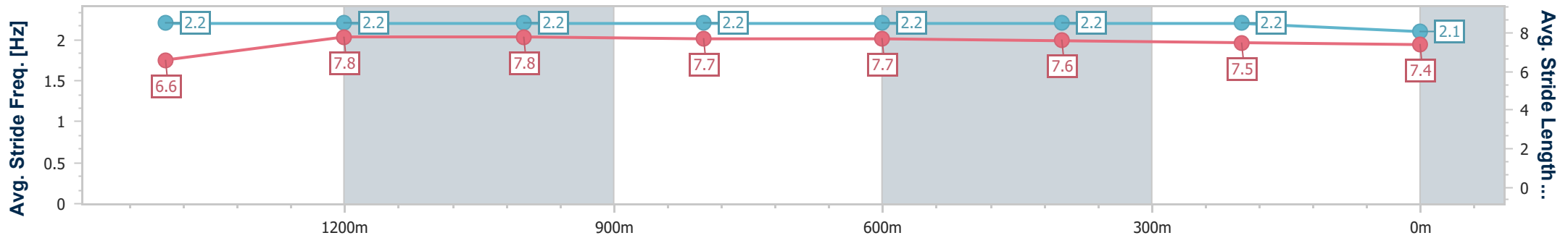
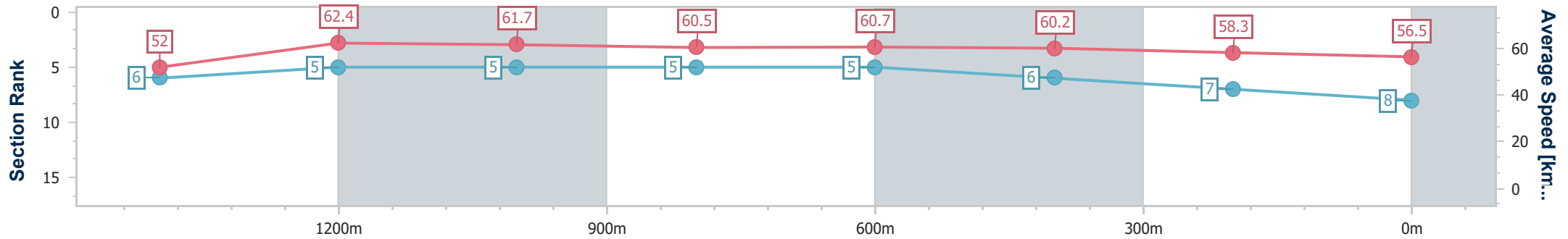
Race 7: TAB RATINGS BAND 0 - 58 Handicap - 1666m

26 November 2022 - 16:48

Track Rating: Soft 5, Weather: Fine, Rail Position: True Entire Course



Section	Overall	1400m	1200m	1000m	800m	600m	400m	200m						
Section Times	1:42.63 [8] (0:18.46)	1:24.17 [6] (0:11.45)	1:12.72 [5] (0:11.59)	1:01.13 [5] (0:11.92)	0:49.21 [5] (0:11.89)	0:37.32 [5] (0:12.06)	0:25.26 [6] (0:12.51)	0:12.75 [7] (0:12.75)						
Average Speed [km/h]	52.0	62.4	61.7	60.5	60.7	60.2	58.3	56.5						
Top Speed [km/h]	64.1	63.0	63.6	62.0	61.7	61.3	59.2	58.5						
Avg. Dist. to Rail [m]	3.6	1.5	1.7	0.4	0.6	1.9	4.6	7.3						
Avg. Stride Freq. [Hz]	2.2	2.2	2.2	2.2	2.2	2.2	2.2	2.1						
Avg. Stride Length [m]	6.6	7.8	7.8	7.7	7.7	7.6	7.5	7.4						



- [] Ranking at each section and finish
- .-.- No data available at this section
- NA No data available



Horse/Jockey Name	Friend Of God
Final Rank	9
Fastest Section Time (Section)	0:11.48 (1400m)
Top Speed [km/h] (Section)	64.8 (1200m)
Race State	Finished



Ipswich QLD Professional

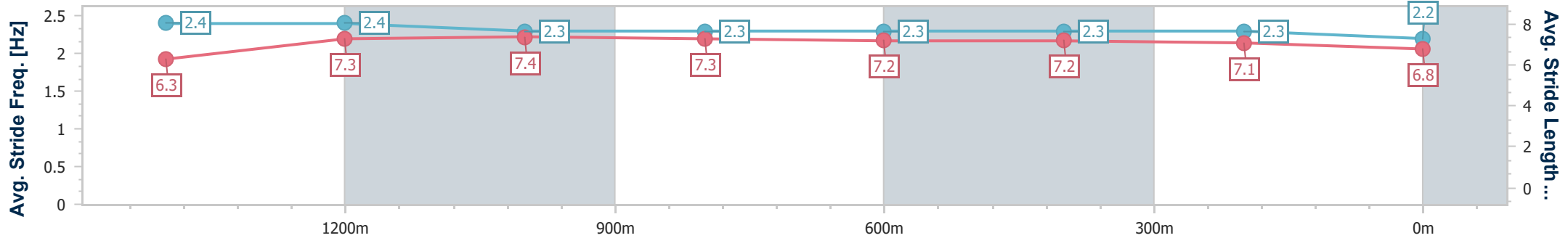
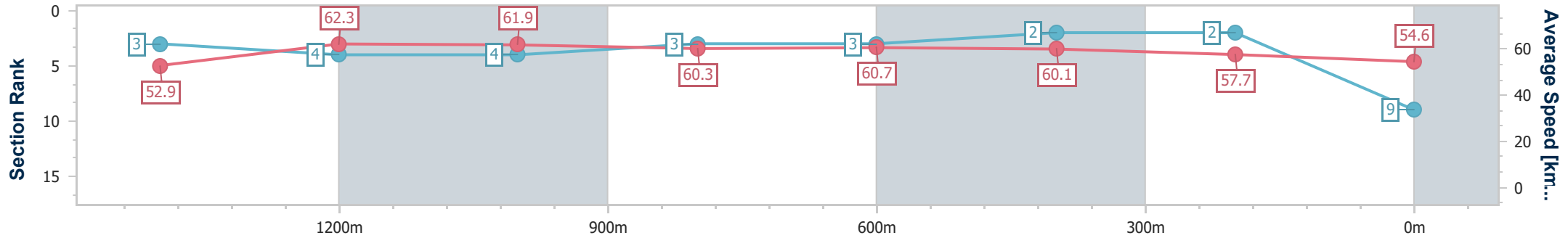
Race 7: TAB RATINGS BAND 0 - 58 Handicap - 1666m

26 November 2022 - 16:48

Track Rating: Soft 5, Weather: Fine, Rail Position: True Entire Course



Section	Overall	1400m	1200m	1000m	800m	600m	400m	200m						
Section Times	1:42.99 [9] (0:18.14)	1:24.85 [3] (0:11.48)	1:13.37 [4] (0:11.60)	1:01.77 [4] (0:11.93)	0:49.84 [3] (0:11.87)	0:37.97 [3] (0:12.10)	0:25.87 [2] (0:12.66)	0:13.21 [2] (0:13.21)						
Average Speed [km/h]	52.9	62.3	61.9	60.3	60.7	60.1	57.7	54.6						
Top Speed [km/h]	64.4	63.3	64.8	61.8	61.4	61.3	58.8	56.9						
Avg. Dist. to Rail [m]	5.1	1.5	0.7	0.4	0.5	2.5	4.1	6.5						
Avg. Stride Freq. [Hz]	2.4	2.4	2.3	2.3	2.3	2.3	2.3	2.2						
Avg. Stride Length [m]	6.3	7.3	7.4	7.3	7.2	7.2	7.1	6.8						



- [] Ranking at each section and finish
- .-.- No data available at this section
- NA No data available



Horse/Jockey Name	Chief Command
Final Rank	10
Fastest Section Time (Section)	0:11.62 (1400m)
Top Speed [km/h] (Section)	62.7 (1400m)
Race State	Finished



Ipswich QLD Professional

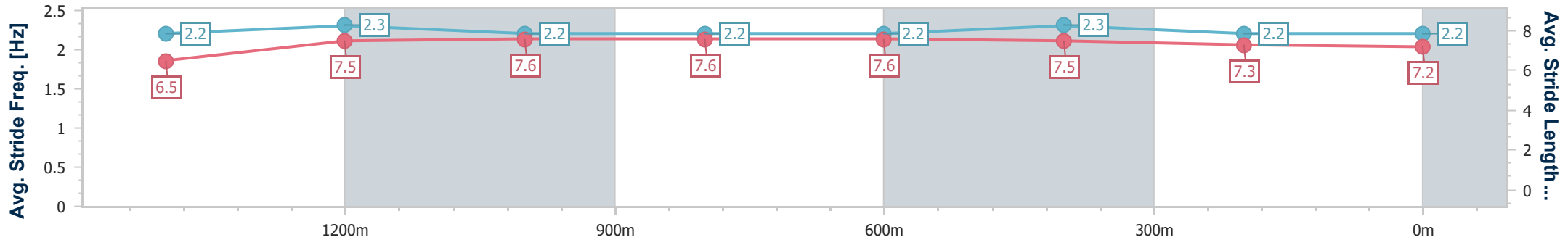
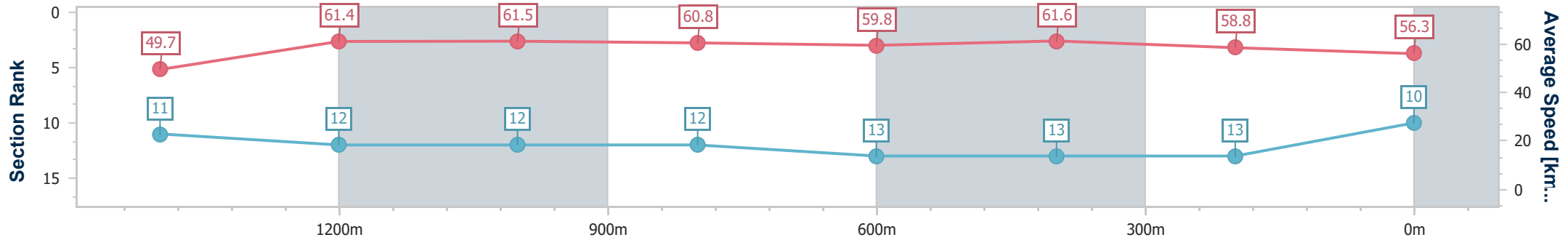
Race 7: TAB RATINGS BAND 0 - 58 Handicap - 1666m

26 November 2022 - 16:48

Track Rating: Soft 5, Weather: Fine, Rail Position: True Entire Course



Section	Overall	1400m	1200m	1000m	800m	600m	400m	200m
Section Times	1:43.20 [10] (0:19.32)	1:23.88 [11] (0:11.62)	1:12.26 [12] (0:11.66)	1:00.60 [12] (0:11.81)	0:48.79 [12] (0:12.00)	0:36.79 [13] (0:11.71)	0:25.08 [13] (0:12.30)	0:12.78 [13] (0:12.78)
Average Speed [km/h]	49.7	61.4	61.5	60.8	59.8	61.6	58.8	56.3
Top Speed [km/h]	61.4	62.7	61.6	61.4	60.5	62.0	60.4	57.9
Avg. Dist. to Rail [m]	4.1	1.8	1.1	0.6	0.6	0.2	1.9	5.4
Avg. Stride Freq. [Hz]	2.2	2.3	2.2	2.2	2.2	2.3	2.2	2.2
Avg. Stride Length [m]	6.5	7.5	7.6	7.6	7.6	7.5	7.3	7.2



- [] Ranking at each section and finish
- .-.- No data available at this section
- NA No data available



Horse/Jockey Name	Herecum da Drums
Final Rank	11
Fastest Section Time (Section)	0:11.61 (1200m)
Top Speed [km/h] (Section)	63.5 (1200m)
Race State	Finished



Ipswich QLD Professional

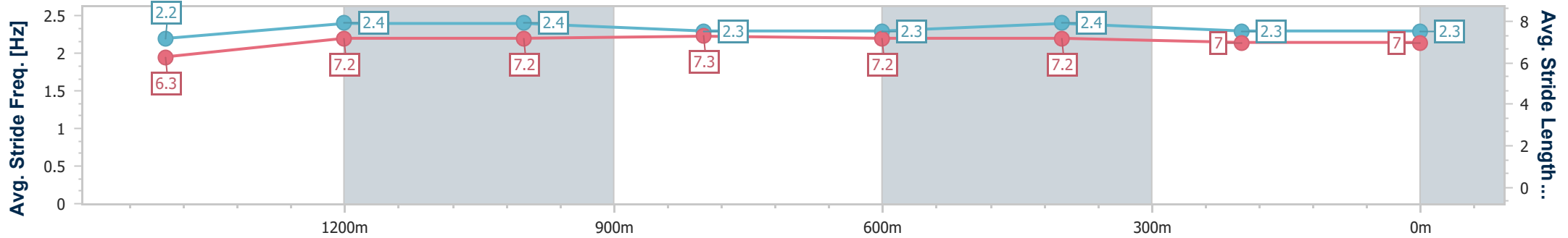
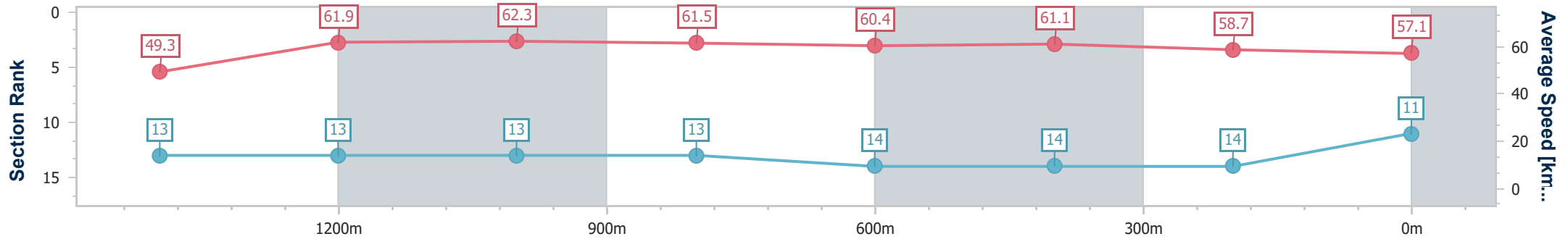
Race 7: TAB RATINGS BAND 0 - 58 Handicap - 1666m

26 November 2022 - 16:48

Track Rating: Soft 5, Weather: Fine, Rail Position: True Entire Course



Section	Overall	1400m	1200m	1000m	800m	600m	400m	200m
Section Times	1:43.23 [11] (0:19.47)	1:23.76 [13] (0:11.65)	1:12.11 [13] (0:11.61)	1:00.50 [13] (0:11.74)	0:48.76 [13] (0:11.96)	0:36.80 [14] (0:11.82)	0:24.98 [14] (0:12.38)	0:12.60 [14] (0:12.60)
Average Speed [km/h]	49.3	61.9	62.3	61.5	60.4	61.1	58.7	57.1
Top Speed [km/h]	61.7	63.5	63.5	62.9	61.4	61.9	59.9	58.2
Avg. Dist. to Rail [m]	8.7	0.7	1.0	1.3	0.7	1.0	3.1	7.4
Avg. Stride Freq. [Hz]	2.2	2.4	2.4	2.3	2.3	2.4	2.3	2.3
Avg. Stride Length [m]	6.3	7.2	7.2	7.3	7.2	7.2	7.0	7.0



- [] Ranking at each section and finish
- .-.- No data available at this section
- NA No data available



Horse/Jockey Name	Winston Blue
Final Rank	12
Fastest Section Time (Section)	0:11.57 (1200m)
Top Speed [km/h] (Section)	63.7 (600m)
Race State	Finished



Ipswich QLD Professional

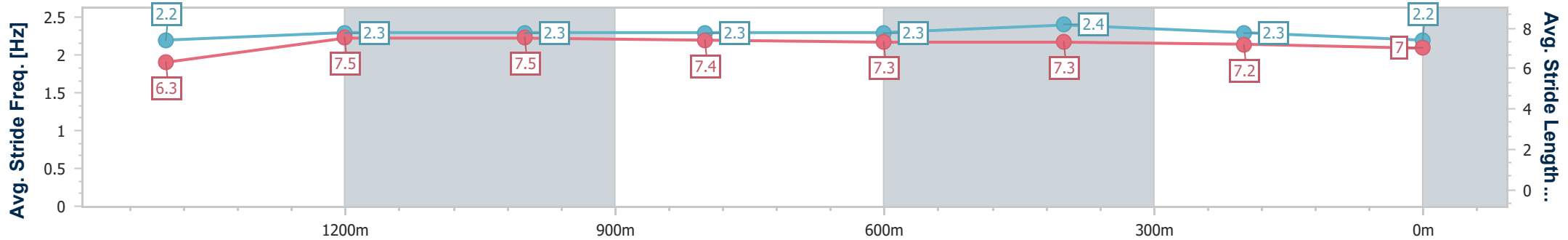
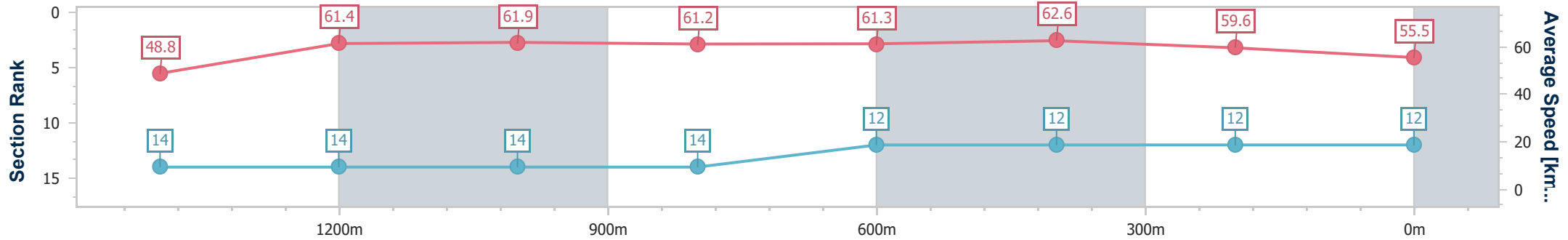
Race 7: TAB RATINGS BAND 0 - 58 Handicap - 1666m

26 November 2022 - 16:48

Track Rating: Soft 5, Weather: Fine, Rail Position: True Entire Course



Section	Overall	1400m	1200m	1000m	800m	600m	400m	200m
Section Times	1:43.41 [12] (0:19.66)	1:23.75 [14] (0:11.66)	1:12.09 [14] (0:11.57)	1:00.52 [14] (0:11.75)	0:48.77 [14] (0:11.79)	0:36.98 [12] (0:11.65)	0:25.33 [12] (0:12.36)	0:12.97 [12] (0:12.97)
Average Speed [km/h]	48.8	61.4	61.9	61.2	61.3	62.6	59.6	55.5
Top Speed [km/h]	61.7	62.4	62.8	62.5	63.5	63.7	61.5	58.7
Avg. Dist. to Rail [m]	6.3	0.9	0.8	0.7	1.0	3.1	6.8	10.0
Avg. Stride Freq. [Hz]	2.2	2.3	2.3	2.3	2.3	2.4	2.3	2.2
Avg. Stride Length [m]	6.3	7.5	7.5	7.4	7.3	7.3	7.2	7.0



- [] Ranking at each section and finish
- .-.- No data available at this section
- NA No data available



Horse/Jockey Name	Cassowary
Final Rank	13
Fastest Section Time (Section)	0:11.32 (1400m)
Top Speed [km/h] (Section)	66.5 (1400m)
Race State	Finished



Ipswich QLD Professional

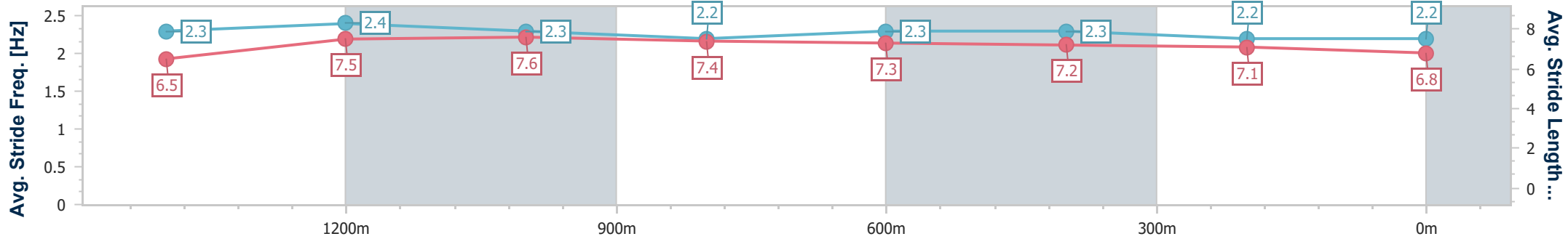
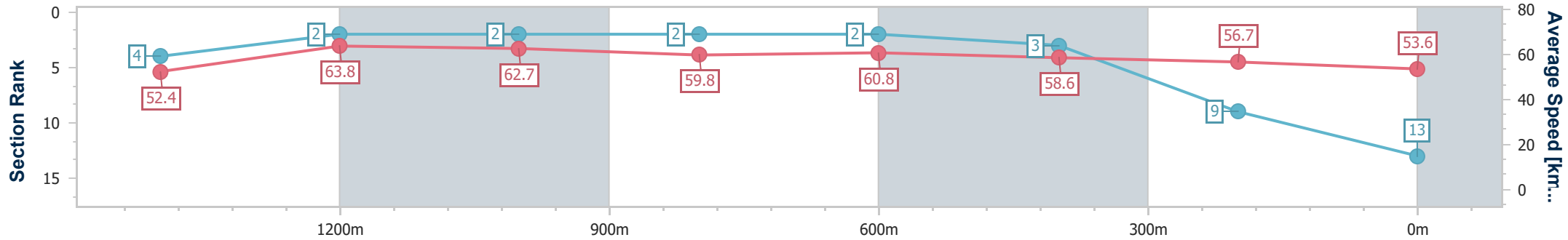
Race 7: TAB RATINGS BAND 0 - 58 Handicap - 1666m

26 November 2022 - 16:48

Track Rating: Soft 5, Weather: Fine, Rail Position: True Entire Course



Section	Overall	1400m	1200m	1000m	800m	600m	400m	200m						
Section Times	1:43.79 [13] (0:18.32)	1:25.47 [4] (0:11.32)	1:14.15 [2] (0:11.50)	1:02.65 [2] (0:12.03)	0:50.62 [2] (0:11.88)	0:38.74 [2] (0:12.38)	0:26.36 [3] (0:12.93)	0:13.43 [9] (0:13.43)						
Average Speed [km/h]	52.4	63.8	62.7	59.8	60.8	58.6	56.7	53.6						
Top Speed [km/h]	66.1	66.5	65.1	61.8	62.3	60.8	58.2	56.3						
Avg. Dist. to Rail [m]	9.7	1.2	0.8	0.3	0.9	1.7	5.3	7.0						
Avg. Stride Freq. [Hz]	2.3	2.4	2.3	2.2	2.3	2.3	2.2	2.2						
Avg. Stride Length [m]	6.5	7.5	7.6	7.4	7.3	7.2	7.1	6.8						



- [] Ranking at each section and finish
- .-.- No data available at this section
- NA No data available



Horse/Jockey Name	Mando Rock
Final Rank	14
Fastest Section Time (Section)	0:11.28 (1400m)
Top Speed [km/h] (Section)	67.5 (Overall)
Race State	Finished



Ipswich QLD Professional

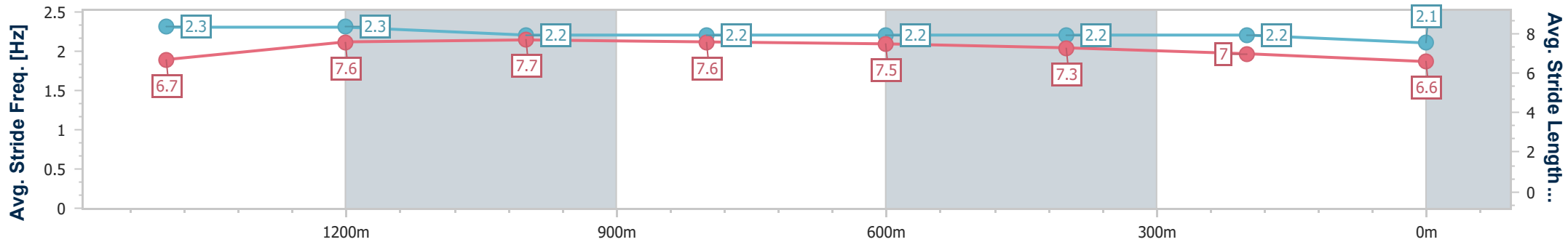
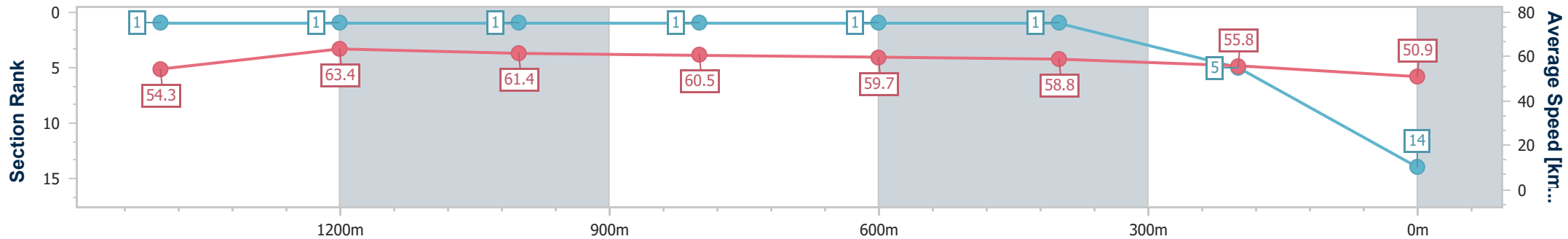
Race 7: TAB RATINGS BAND 0 - 58 Handicap - 1666m

26 November 2022 - 16:48

Track Rating: Soft 5, Weather: Fine, Rail Position: True Entire Course



Section	Overall	1400m	1200m	1000m	800m	600m	400m	200m					
Section Times	1:43.96 [14] (0:17.76)	1:26.20 [1] (0:11.28)	1:14.92 [1] (0:11.71)	1:03.21 [1] (0:11.91)	0:51.30 [1] (0:12.04)	0:39.26 [1] (0:12.25)	0:27.01 [1] (0:12.86)	0:14.15 [5] (0:14.15)					
Average Speed [km/h]	54.3	63.4	61.4	60.5	59.7	58.8	55.8	50.9					
Top Speed [km/h]	67.5	64.9	61.8	61.4	60.3	59.7	57.9	53.9					
Avg. Dist. to Rail [m]	10.5	1.6	0.6	0.2	0.1	0.2	0.4	0.6					
Avg. Stride Freq. [Hz]	2.3	2.3	2.2	2.2	2.2	2.2	2.2	2.1					
Avg. Stride Length [m]	6.7	7.6	7.7	7.6	7.5	7.3	7.0	6.6					



- [] Ranking at each section and finish
- .-.- No data available at this section
- NA No data available