

Ipswich QLD Professional

Race 6: QBIC BENCHMARK 65 Handicap - 1666m

26 November 2022 - 16:09

Track Rating: Soft 5, Weather: Fine, Rail Position: True Entire Course

Section													Overall	1400m	1200m	1000m	800m	600m	400m	Last 600m
Field Times													1:40.61 (0:18.12)	1:22.49 (0:11.14)	1:11.35 (0:11.61)	0:59.74 (0:11.99)	0:47.75 (0:11.94)	0:35.81 (0:11.63)	0:24.18 (0:12.03)	0:35.81
Rank	TAB	Horse/Jockey	Barrier	Top Speed [km/h]	Fastest Section													Distance Travelled [m]		
1	8	CIRCLING Paul Hammersley	4	65.0	0:11.38	1:40.61 [1]	1:22.10 [6]	1:10.72 [6]	0:58.99 [6]	0:47.13 [6]	0:35.29 [6]	0:23.72 [5]	0:35.29							
				Overall	1400m	(0:18.51)	(0:11.38)	(0:11.73)	(0:11.86)	(0:11.84)	(0:11.57)	(0:11.86)								
2	4	A BIG CHANCE Chris Meehan	1	63.9	0:11.29	1:40.71 [2]	1:21.57 [8]	1:10.28 [8]	0:58.68 [8]	0:46.74 [8]	0:35.12 [8]	0:23.52 [6]	0:35.12	+3						
				800m	1400m	(0:19.14)	(0:11.29)	(0:11.60)	(0:11.94)	(0:11.62)	(0:11.60)	(0:11.81)								
3	10	AIOLOS Adin Thompson	7	64.1	0:11.34	1:40.75 [3]	1:21.45 [9]	1:10.11 [9]	0:58.62 [9]	0:46.80 [9]	0:35.39 [7]	0:23.76 [7]	0:35.39	+8						
				800m	1400m	(0:19.30)	(0:11.34)	(0:11.49)	(0:11.82)	(0:11.41)	(0:11.63)	(0:11.82)								
4	7	TWICE ON SUNDAY Yvette Lewis	2	65.0	0:11.27	1:40.75 [4]	1:22.50 [5]	1:11.23 [3]	0:59.57 [4]	0:47.47 [4]	0:35.63 [5]	0:24.18 [2]	0:35.63	+1						
				Overall	1400m	(0:18.25)	(0:11.27)	(0:11.66)	(0:12.10)	(0:11.84)	(0:11.45)	(0:11.96)								
5	2	CALM SEEKER Jason Taylor	3	65.1	0:11.36	1:40.90 [5]	1:22.73 [3]	1:11.37 [5]	0:59.77 [3]	0:47.70 [3]	0:35.98 [2]	0:24.47 [1]	0:35.98	+6						
				Overall	1400m	(0:18.17)	(0:11.36)	(0:11.60)	(0:12.07)	(0:11.72)	(0:11.51)	(0:12.03)								
6	9	SPURIOUS Robbie Fradd	11	64.1	0:11.40	1:41.14 [6]	1:22.47 [7]	1:11.07 [7]	0:59.39 [7]	0:47.73 [5]	0:36.09 [4]	0:24.45 [4]	0:36.09	+8						
				1400m	1400m	(0:18.67)	(0:11.40)	(0:11.68)	(0:11.66)	(0:11.64)	(0:11.64)	(0:12.04)								
7	1	PERFECT PAGE Ryan Wiggins	12	64.2	0:11.41	1:41.14 [7]	1:21.81 [10]	1:10.40 [10]	0:58.94 [10]	0:47.00 [10]	0:35.38 [10]	0:23.89 [8]	0:35.38	+1						
				1200m	1400m	(0:19.33)	(0:11.41)	(0:11.46)	(0:11.94)	(0:11.62)	(0:11.49)	(0:11.83)								
8	12	RONLEE GAL Taylor Marshall	6	63.6	0:11.39	1:41.43 [8]	1:21.96 [11]	1:10.38 [11]	0:58.99 [12]	0:47.12 [12]	0:35.57 [12]	0:23.96 [11]	0:35.57	+1						
				1200m	1200m	(0:19.47)	(0:11.58)	(0:11.39)	(0:11.87)	(0:11.55)	(0:11.61)	(0:11.90)								
9	6	FISH ON Georgina Cartwright	5	64.6	0:11.25	1:41.52 [9]	1:21.98 [12]	1:10.38 [12]	0:59.13 [11]	0:47.25 [11]	0:35.93 [9]	0:24.22 [10]	0:35.93	+8						
				1200m	1200m	(0:19.54)	(0:11.60)	(0:11.25)	(0:11.88)	(0:11.32)	(0:11.71)	(0:12.11)								
10	11	BLUE CORNER Micheal Hellyer	8	65.5	0:11.13	1:42.13 [10]	1:24.00 [2]	1:12.87 [1]	1:01.26 [1]	0:49.27 [1]	0:37.33 [1]	0:25.63 [3]	0:37.33	+1						
				1400m	1400m	(0:18.13)	(0:11.13)	(0:11.61)	(0:11.99)	(0:11.94)	(0:11.70)	(0:12.39)								

Ipswich QLD Professional

Race 6: QBIC BENCHMARK 65 Handicap - 1666m

26 November 2022 - 16:09

Track Rating: Soft 5, Weather: Fine, Rail Position: True Entire Course

Section	Overall	1400m	1200m	1000m	800m	600m	400m	Last 600m
Field Times	1:40.61 (0:18.12)	1:22.49 (0:11.14)	1:11.35 (0:11.61)	0:59.74 (0:11.99)	0:47.75 (0:11.94)	0:35.81 (0:11.63)	0:24.18 (0:12.03)	0:35.81

Rank	TAB	Horse/Jockey	Barrier	Top Speed [km/h]	Fastest Section	Overall	1400m	1200m	1000m	800m	600m	400m	Last 600m	Distance Travelled [m]
11	5	IN AGREEMENT Tiffani Brooker	10	65.4 1400m	0:11.22 1400m	1:44.51 [11] (0:18.17)	1:26.34 [4] (0:11.22)	1:15.12 [2] (0:11.59)	1:03.53 [2] (0:12.08)	0:51.45 [2] (0:11.98)	0:39.47 [3] (0:12.25)	0:27.22 [9] (0:13.12)	0:39.47	+8
12	3	THE CARPENTER Kenji Yoshida	9	64.1 Overall	0:11.43 1400m	1:47.35 [12] (0:18.12)	1:29.23 [1] (0:11.43)	1:17.80 [4] (0:12.01)	1:05.79 [5] (0:12.11)	0:53.68 [7] (0:12.16)	0:41.52 [11] (0:12.44)	0:29.08 [12] (0:13.22)	0:41.52	+7

Track Rating: Soft 5, Weather: Fine, Rail Position: True Entire Course

Section							200m			Last 600m
Field Times							0:12.15 (0:12.15)			0:35.81
Rank	TAB	Horse/Jockey	Barrier	Top Speed [km/h]	Fastest Section	Margin			Distance Travelled [m]	
1	8	CIRCLING Paul Hammersley	4	65.0 Overall	0:11.38 1400m	0:11.86 [3] (0:11.86)	1:40.61		0:35.29	
2	4	A BIG CHANCE Chris Meehan	1	63.9 800m	0:11.29 1400m	0:11.71 [4] (0:11.71)	0.5L		0:35.12 +3	
3	10	AIOLOS Adin Thompson	7	64.1 800m	0:11.34 1400m	0:11.94 [6] (0:11.94)	0.7L		0:35.39 +8	
4	7	TWICE ON SUNDAY Yvette Lewis	2	65.0 Overall	0:11.27 1400m	0:12.22 [1] (0:12.22)	0.8L		0:35.63 +1	
5	2	CALM SEEKER Jason Taylor	3	65.1 Overall	0:11.36 1400m	0:12.44 [2] (0:12.44)	1.6L		0:35.98 +6	
6	9	SPURIOUS Robbie Fradd	11	64.1 1400m	0:11.40 1400m	0:12.41 [5] (0:12.41)	2.9L		0:36.09 +8	
7	1	PERFECT PAGE Ryan Wiggins	12	64.2 1200m	0:11.41 1400m	0:12.06 [8] (0:12.06)	3L		0:35.38 +1	
8	12	RONLEE GAL Taylor Marshall	6	63.6 1200m	0:11.39 1200m	0:12.06 [9] (0:12.06)	4.5L		0:35.57 +1	
9	6	FISH ON Georgina Cartwright	5	64.6 1200m	0:11.25 1200m	0:12.11 [10] (0:12.11)	5L		0:35.93 +8	
10	11	BLUE CORNER Micheal Hellyer	8	65.5 1400m	0:11.13 1400m	0:13.24 [7] (0:13.24)	8.5L		0:37.33 +1	

Track Rating: Soft 5, Weather: Fine, Rail Position: True Entire Course

Section				200m				Last 600m		
Field Times				0:12.15 (0:12.15)				0:35.81		
Rank	TAB	Horse/Jockey	Barrier	Top Speed [km/h]	Fastest Section	Margin			Distance Travelled [m]	
11	5	IN AGREEMENT	10	65.4	0:11.22	0:14.10 [11]	22.3L		0:39.47	+8
		Tiffani Brooker		1400m	1400m	(0:14.10)				
12	3	THE CARPENTER	9	64.1	0:11.43	0:15.86 [12]	38.8L		0:41.52	+7
		Kenji Yoshida		Overall	1400m	(0:15.86)				



Horse/Jockey Name	Circling
Final Rank	1
Fastest Section Time (Section)	0:11.38 (1400m)
Top Speed [km/h] (Section)	65.0 (Overall)
Race State	Finished



Ipswich QLD Professional

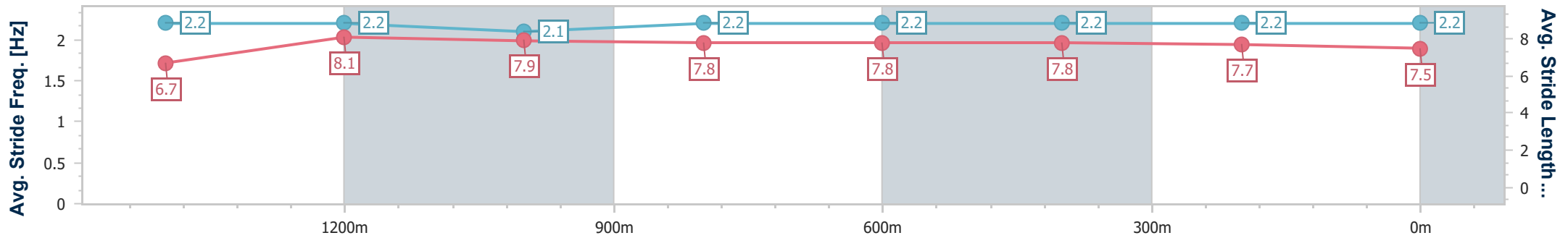
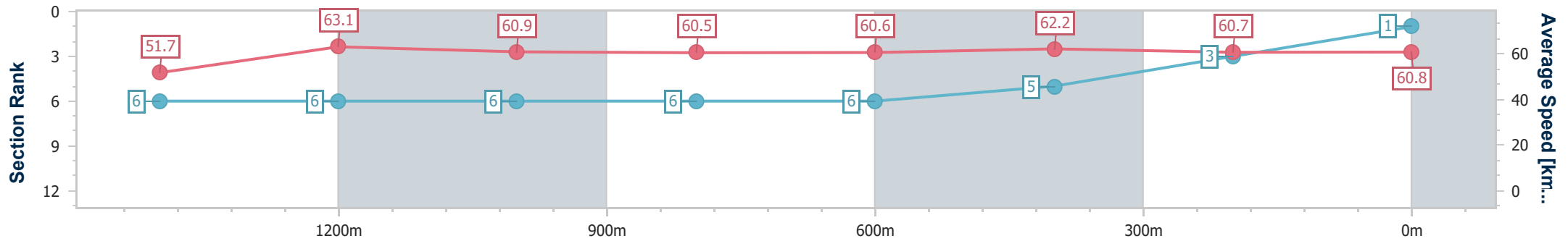
Race 6: QBIC BENCHMARK 65 Handicap - 1666m

26 November 2022 - 16:09

Track Rating: Soft 5, Weather: Fine, Rail Position: True Entire Course



Section	Overall	1400m	1200m	1000m	800m	600m	400m	200m						
Section Times	1:40.61 [1] (0:18.51)	1:22.10 [6] (0:11.38)	1:10.72 [6] (0:11.73)	0:58.99 [6] (0:11.86)	0:47.13 [6] (0:11.84)	0:35.29 [6] (0:11.57)	0:23.72 [5] (0:11.86)	0:11.86 [3] (0:11.86)						
Average Speed [km/h]	51.7	63.1	60.9	60.5	60.6	62.2	60.7	60.8						
Top Speed [km/h]	65.0	63.5	63.3	61.6	61.4	62.8	61.5	62.1						
Avg. Dist. to Rail [m]	3.7	0.8	1.6	1.7	0.7	0.2	0.8	2.4						
Avg. Stride Freq. [Hz]	2.2	2.2	2.1	2.2	2.2	2.2	2.2	2.2						
Avg. Stride Length [m]	6.7	8.1	7.9	7.8	7.8	7.8	7.7	7.5						



- [] Ranking at each section and finish
- .-.- No data available at this section
- NA No data available



Horse/Jockey Name	A Big Chance
Final Rank	2
Fastest Section Time (Section)	0:11.29 (1400m)
Top Speed [km/h] (Section)	63.9 (800m)
Race State	Finished



Ipswich QLD Professional

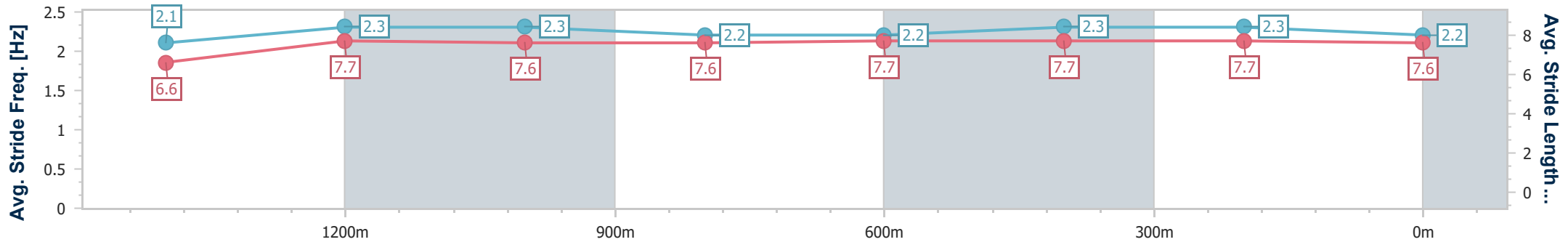
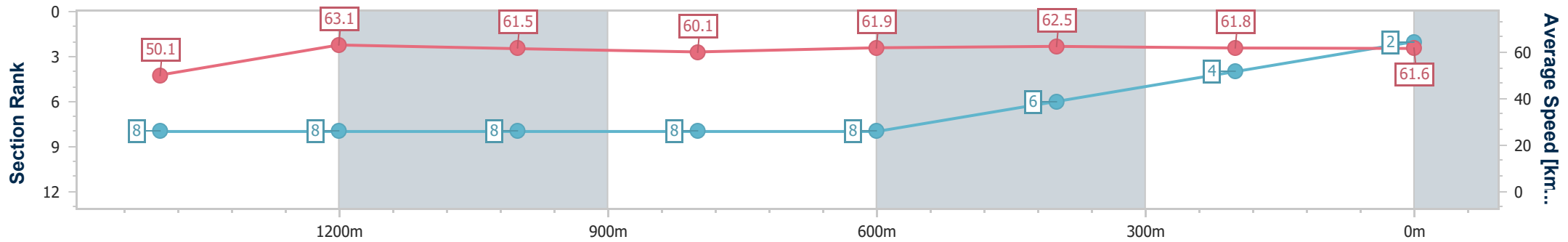
Race 6: QBIC BENCHMARK 65 Handicap - 1666m

26 November 2022 - 16:09

Track Rating: Soft 5, Weather: Fine, Rail Position: True Entire Course



Section	Overall	1400m	1200m	1000m	800m	600m	400m	200m
Section Times	1:40.71 [2] (0:19.14)	1:21.57 [8] (0:11.29)	1:10.28 [8] (0:11.60)	0:58.68 [8] (0:11.94)	0:46.74 [8] (0:11.62)	0:35.12 [8] (0:11.60)	0:23.52 [6] (0:11.81)	0:11.71 [4] (0:11.71)
Average Speed [km/h]	50.1	63.1	61.5	60.1	61.9	62.5	61.8	61.6
Top Speed [km/h]	63.2	63.9	63.4	60.7	63.9	63.8	63.7	63.8
Avg. Dist. to Rail [m]	1.8	2.2	2.1	1.2	0.6	1.9	4.8	8.7
Avg. Stride Freq. [Hz]	2.1	2.3	2.3	2.2	2.2	2.3	2.3	2.2
Avg. Stride Length [m]	6.6	7.7	7.6	7.6	7.7	7.7	7.7	7.6



- [] Ranking at each section and finish
- .-.- No data available at this section
- NA No data available



Horse/Jockey Name	Aiolos
Final Rank	3
Fastest Section Time (Section)	0:11.34 (1400m)
Top Speed [km/h] (Section)	64.1 (800m)
Race State	Finished



Ipswich QLD Professional

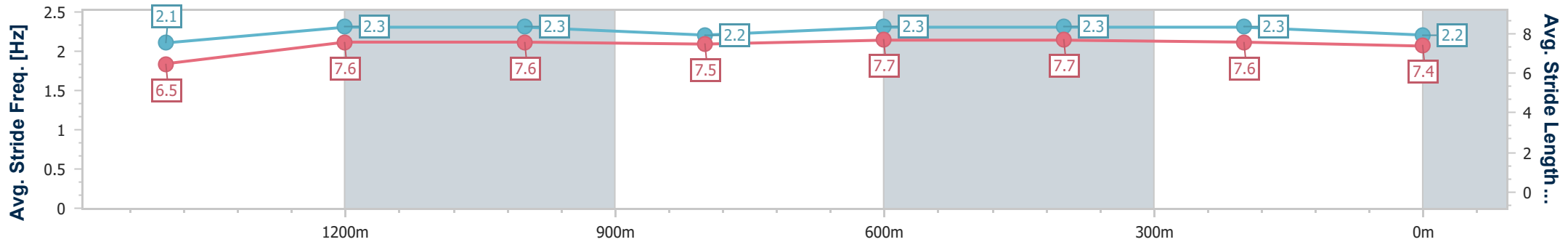
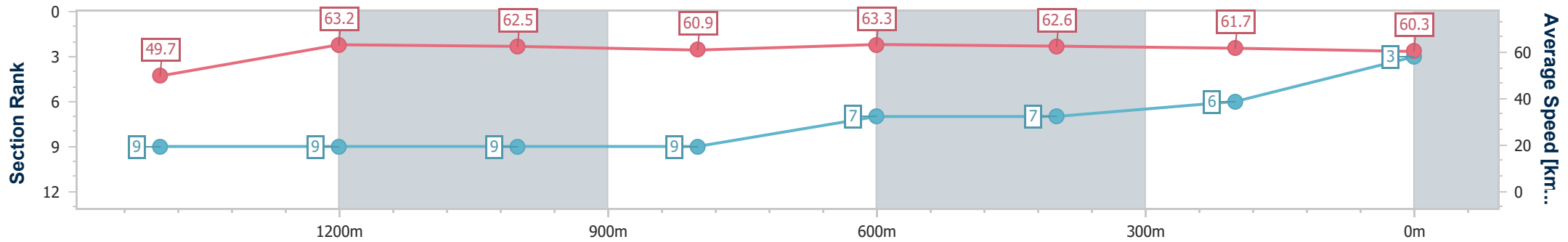
Race 6: QBIC BENCHMARK 65 Handicap - 1666m

26 November 2022 - 16:09

Track Rating: Soft 5, Weather: Fine, Rail Position: True Entire Course



Section	Overall	1400m	1200m	1000m	800m	600m	400m	200m
Section Times	1:40.75 [3] (0:19.30)	1:21.45 [9] (0:11.34)	1:10.11 [9] (0:11.49)	0:58.62 [9] (0:11.82)	0:46.80 [9] (0:11.41)	0:35.39 [7] (0:11.63)	0:23.76 [7] (0:11.82)	0:11.94 [6] (0:11.94)
Average Speed [km/h]	49.7	63.2	62.5	60.9	63.3	62.6	61.7	60.3
Top Speed [km/h]	64.0	63.9	63.8	63.4	64.1	63.4	62.2	62.1
Avg. Dist. to Rail [m]	5.8	0.7	0.7	0.4	0.9	2.8	4.5	9.0
Avg. Stride Freq. [Hz]	2.1	2.3	2.3	2.2	2.3	2.3	2.3	2.2
Avg. Stride Length [m]	6.5	7.6	7.6	7.5	7.7	7.7	7.6	7.4



- [] Ranking at each section and finish
- .-.- No data available at this section
- NA No data available



Horse/Jockey Name	Twice On Sunday
Final Rank	4
Fastest Section Time (Section)	0:11.27 (1400m)
Top Speed [km/h] (Section)	65.0 (Overall)
Race State	Finished



Ipswich QLD Professional

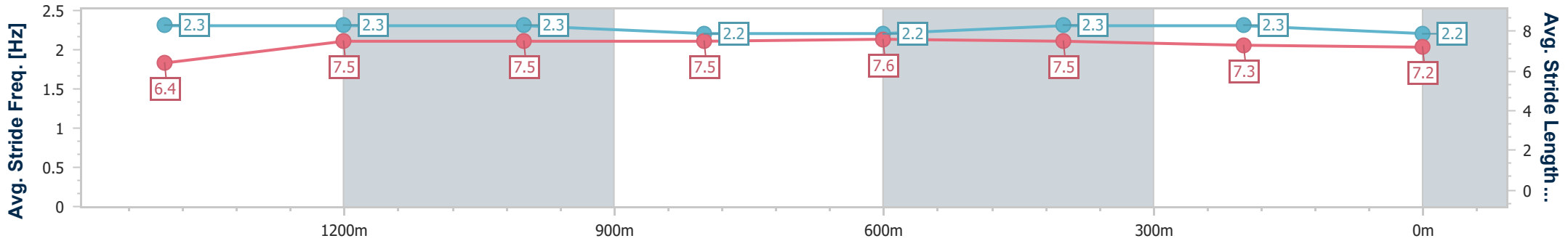
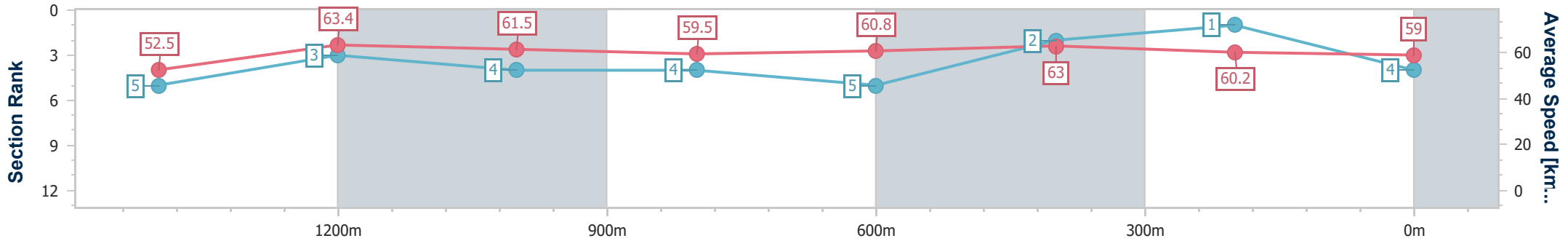
Race 6: QBIC BENCHMARK 65 Handicap - 1666m

26 November 2022 - 16:09

Track Rating: Soft 5, Weather: Fine, Rail Position: True Entire Course



Section	Overall	1400m	1200m	1000m	800m	600m	400m	200m
Section Times	1:40.75 [4] (0:18.25)	1:22.50 [5] (0:11.27)	1:11.23 [3] (0:11.66)	0:59.57 [4] (0:12.10)	0:47.47 [4] (0:11.84)	0:35.63 [5] (0:11.45)	0:24.18 [2] (0:11.96)	0:12.22 [1] (0:12.22)
Average Speed [km/h]	52.5	63.4	61.5	59.5	60.8	63.0	60.2	59.0
Top Speed [km/h]	65.0	63.9	63.4	60.3	63.3	64.6	61.9	61.7
Avg. Dist. to Rail [m]	2.3	1.8	1.0	0.3	0.2	0.8	1.0	4.8
Avg. Stride Freq. [Hz]	2.3	2.3	2.3	2.2	2.2	2.3	2.3	2.2
Avg. Stride Length [m]	6.4	7.5	7.5	7.5	7.6	7.5	7.3	7.2



- [] Ranking at each section and finish
- .-.- No data available at this section
- NA No data available



Horse/Jockey Name	Calm Seeker
Final Rank	5
Fastest Section Time (Section)	0:11.36 (1400m)
Top Speed [km/h] (Section)	65.1 (Overall)
Race State	Finished



Ipswich QLD Professional

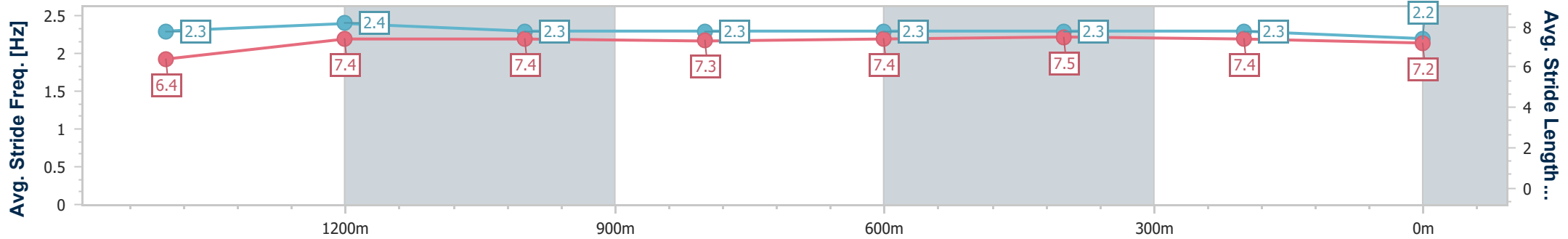
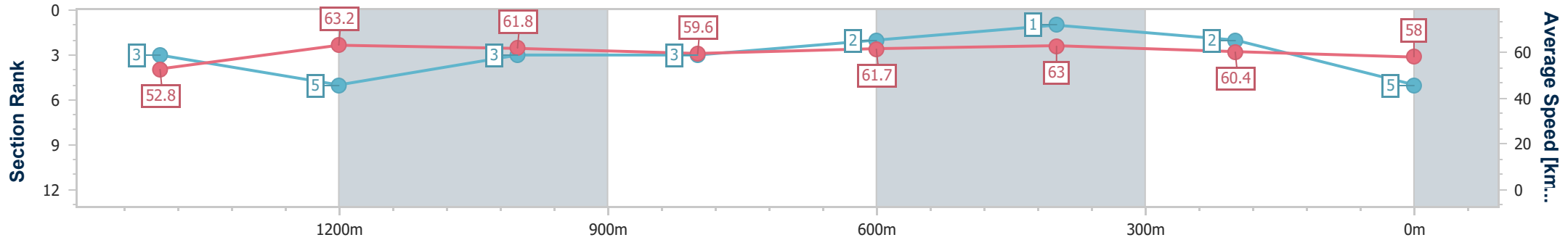
Race 6: QBIC BENCHMARK 65 Handicap - 1666m

26 November 2022 - 16:09

Track Rating: Soft 5, Weather: Fine, Rail Position: True Entire Course



Section	Overall	1400m	1200m	1000m	800m	600m	400m	200m						
Section Times	1:40.90 [5] (0:18.17)	1:22.73 [3] (0:11.36)	1:11.37 [5] (0:11.60)	0:59.77 [3] (0:12.07)	0:47.70 [3] (0:11.72)	0:35.98 [2] (0:11.51)	0:24.47 [1] (0:12.03)	0:12.44 [2] (0:12.44)						
Average Speed [km/h]	52.8	63.2	61.8	59.6	61.7	63.0	60.4	58.0						
Top Speed [km/h]	65.1	64.2	63.8	60.4	63.6	63.9	62.1	59.5						
Avg. Dist. to Rail [m]	2.8	0.6	1.0	0.3	1.1	2.3	2.8	6.3						
Avg. Stride Freq. [Hz]	2.3	2.4	2.3	2.3	2.3	2.3	2.3	2.2						
Avg. Stride Length [m]	6.4	7.4	7.4	7.3	7.4	7.5	7.4	7.2						



- [] Ranking at each section and finish
- .-.- No data available at this section
- NA No data available



Horse/Jockey Name	Spurious
Final Rank	6
Fastest Section Time (Section)	0:11.40 (1400m)
Top Speed [km/h] (Section)	64.1 (1400m)
Race State	Finished



Ipswich QLD Professional

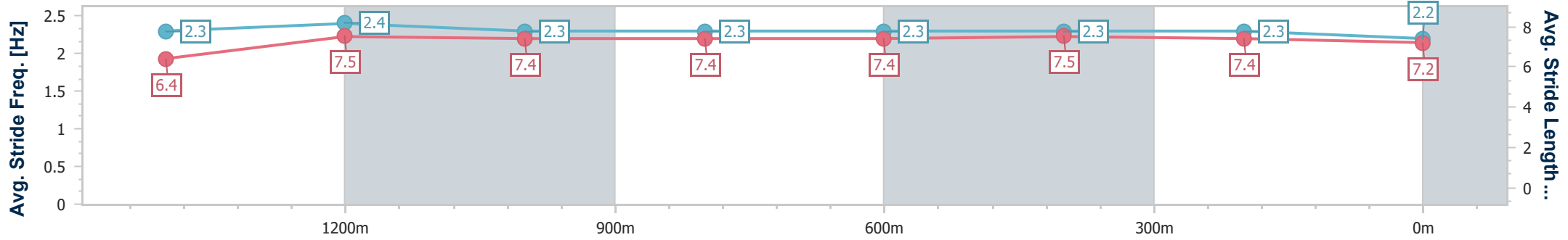
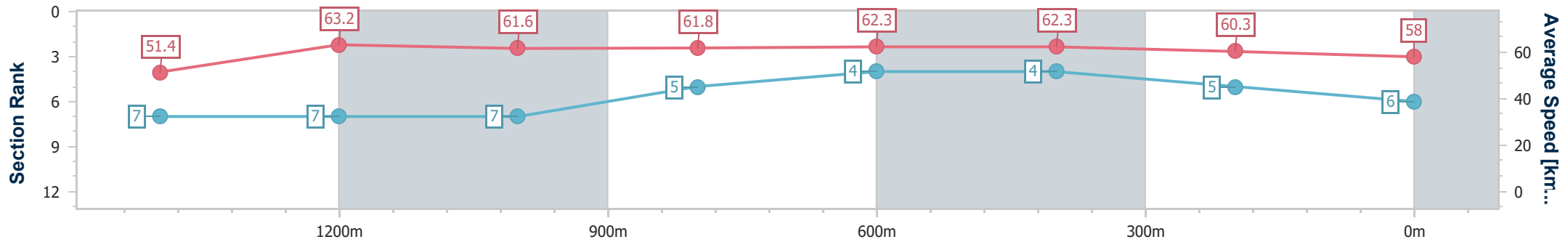
Race 6: QBIC BENCHMARK 65 Handicap - 1666m

26 November 2022 - 16:09

Track Rating: Soft 5, Weather: Fine, Rail Position: True Entire Course



Section	Overall	1400m	1200m	1000m	800m	600m	400m	200m
Section Times	1:41.14 [6] (0:18.67)	1:22.47 [7] (0:11.40)	1:11.07 [7] (0:11.68)	0:59.39 [7] (0:11.66)	0:47.73 [5] (0:11.64)	0:36.09 [4] (0:11.64)	0:24.45 [4] (0:12.04)	0:12.41 [5] (0:12.41)
Average Speed [km/h]	51.4	63.2	61.6	61.8	62.3	62.3	60.3	58.0
Top Speed [km/h]	62.6	64.1	63.6	62.8	63.1	63.4	61.7	60.3
Avg. Dist. to Rail [m]	7.6	0.3	0.2	0.5	1.5	2.5	2.9	5.6
Avg. Stride Freq. [Hz]	2.3	2.4	2.3	2.3	2.3	2.3	2.3	2.2
Avg. Stride Length [m]	6.4	7.5	7.4	7.4	7.4	7.5	7.4	7.2



- [] Ranking at each section and finish
- .-.- No data available at this section
- NA No data available



Horse/Jockey Name	Perfect Page
Final Rank	7
Fastest Section Time (Section)	0:11.41 (1400m)
Top Speed [km/h] (Section)	64.2 (1200m)
Race State	Finished



Ipswich QLD Professional

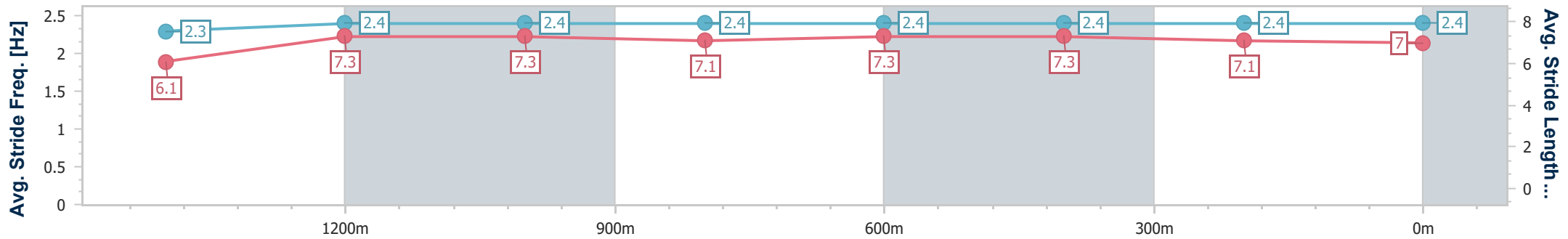
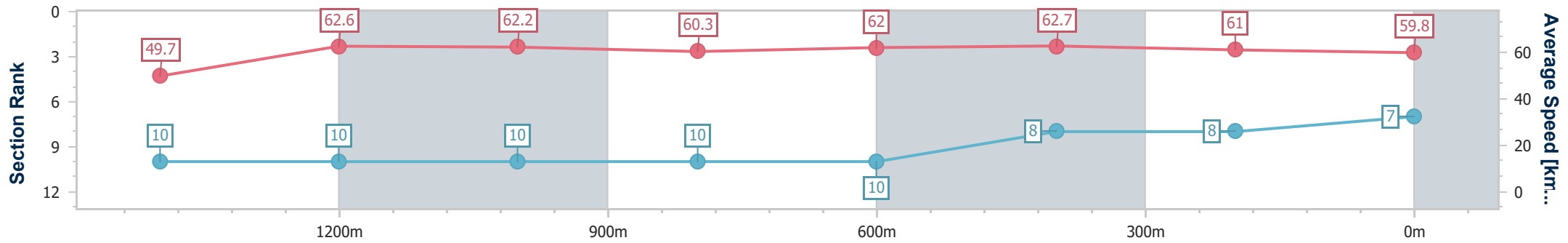
Race 6: QBIC BENCHMARK 65 Handicap - 1666m

26 November 2022 - 16:09

Track Rating: Soft 5, Weather: Fine, Rail Position: True Entire Course



Section	Overall	1400m	1200m	1000m	800m	600m	400m	200m
Section Times	1:41.14 [7] (0:19.33)	1:21.81 [10] (0:11.41)	1:10.40 [10] (0:11.46)	0:58.94 [10] (0:11.94)	0:47.00 [10] (0:11.62)	0:35.38 [10] (0:11.49)	0:23.89 [8] (0:11.83)	0:12.06 [8] (0:12.06)
Average Speed [km/h]	49.7	62.6	62.2	60.3	62.0	62.7	61.0	59.8
Top Speed [km/h]	61.1	63.5	64.2	61.7	63.5	63.9	63.0	61.5
Avg. Dist. to Rail [m]	7.9	2.1	1.8	0.4	0.1	0.3	2.0	5.2
Avg. Stride Freq. [Hz]	2.3	2.4	2.4	2.4	2.4	2.4	2.4	2.4
Avg. Stride Length [m]	6.1	7.3	7.3	7.1	7.3	7.3	7.1	7.0



- [] Ranking at each section and finish
- .-.- No data available at this section
- NA No data available



Horse/Jockey Name	Ronlee Gal
Final Rank	8
Fastest Section Time (Section)	0:11.39 (1200m)
Top Speed [km/h] (Section)	63.6 (1200m)
Race State	Finished



Ipswich QLD Professional

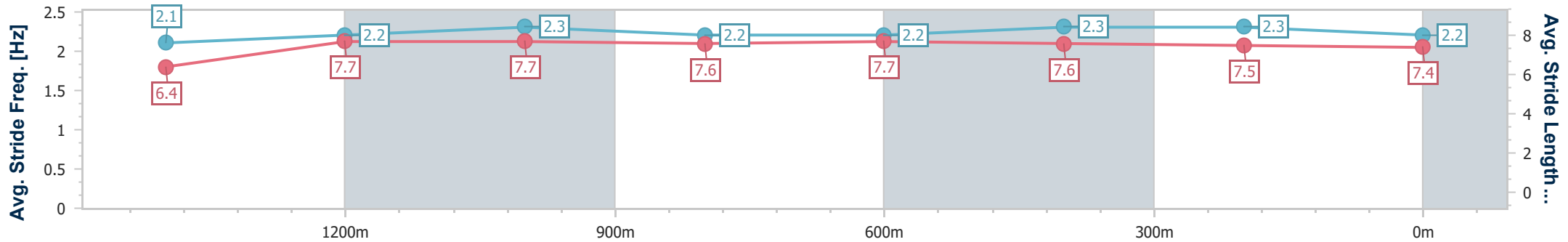
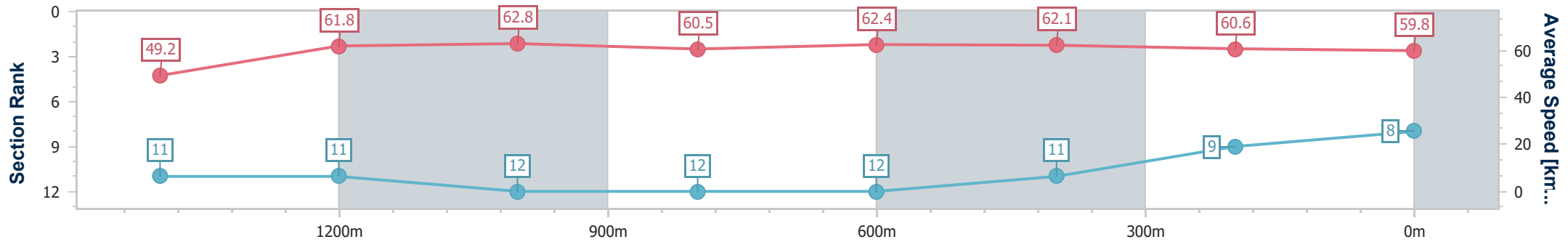
Race 6: QBIC BENCHMARK 65 Handicap - 1666m

26 November 2022 - 16:09

Track Rating: Soft 5, Weather: Fine, Rail Position: True Entire Course



Section	Overall	1400m	1200m	1000m	800m	600m	400m	200m
Section Times	1:41.43 [8] (0:19.47)	1:21.96 [11] (0:11.58)	1:10.38 [11] (0:11.39)	0:58.99 [12] (0:11.87)	0:47.12 [12] (0:11.55)	0:35.57 [12] (0:11.61)	0:23.96 [11] (0:11.90)	0:12.06 [9] (0:12.06)
Average Speed [km/h]	49.2	61.8	62.8	60.5	62.4	62.1	60.6	59.8
Top Speed [km/h]	61.8	62.9	63.6	62.5	62.7	62.9	61.4	61.2
Avg. Dist. to Rail [m]	3.6	1.6	1.5	1.1	0.6	0.4	1.7	6.4
Avg. Stride Freq. [Hz]	2.1	2.2	2.3	2.2	2.2	2.3	2.3	2.2
Avg. Stride Length [m]	6.4	7.7	7.7	7.6	7.7	7.6	7.5	7.4



- [] Ranking at each section and finish
- .-.- No data available at this section
- NA No data available



Horse/Jockey Name	Fish On
Final Rank	9
Fastest Section Time (Section)	0:11.25 (1200m)
Top Speed [km/h] (Section)	64.6 (1200m)
Race State	Finished



Ipswich QLD Professional

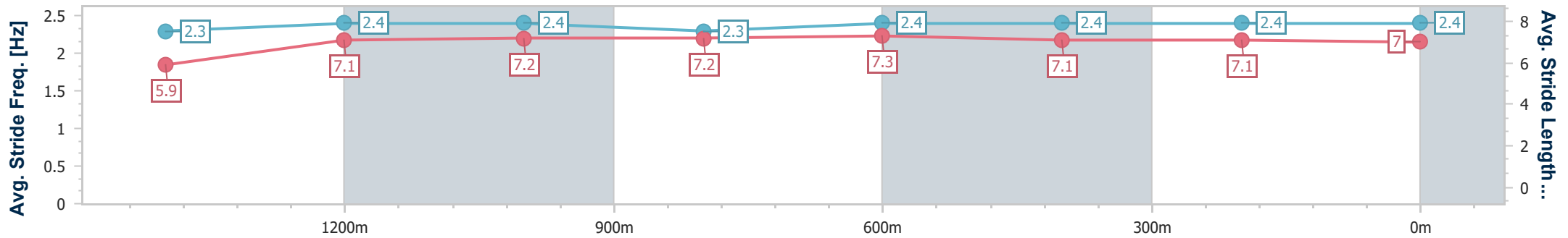
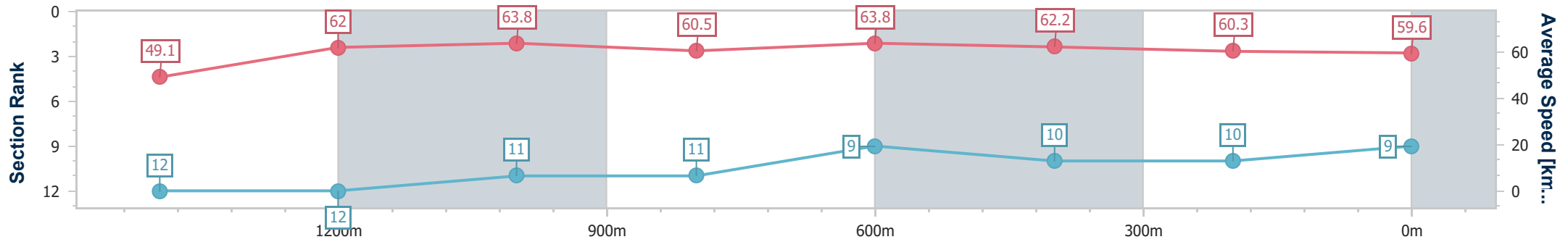
Race 6: QBIC BENCHMARK 65 Handicap - 1666m

26 November 2022 - 16:09

Track Rating: Soft 5, Weather: Fine, Rail Position: True Entire Course



Section	Overall	1400m	1200m	1000m	800m	600m	400m	200m
Section Times	1:41.52 [9] (0:19.54)	1:21.98 [12] (0:11.60)	1:10.38 [12] (0:11.25)	0:59.13 [11] (0:11.88)	0:47.25 [11] (0:11.32)	0:35.93 [9] (0:11.71)	0:24.22 [10] (0:12.11)	0:12.11 [10] (0:12.11)
Average Speed [km/h]	49.1	62.0	63.8	60.5	63.8	62.2	60.3	59.6
Top Speed [km/h]	60.7	64.4	64.6	63.0	64.3	63.8	61.0	61.0
Avg. Dist. to Rail [m]	4.8	0.3	0.8	0.4	1.0	2.8	4.6	8.5
Avg. Stride Freq. [Hz]	2.3	2.4	2.4	2.3	2.4	2.4	2.4	2.4
Avg. Stride Length [m]	5.9	7.1	7.2	7.2	7.3	7.1	7.1	7.0



- [] Ranking at each section and finish
- .-.- No data available at this section
- NA No data available



Horse/Jockey Name	Blue Corner
Final Rank	10
Fastest Section Time (Section)	0:11.13 (1400m)
Top Speed [km/h] (Section)	65.5 (1400m)
Race State	Finished



Ipswich QLD Professional

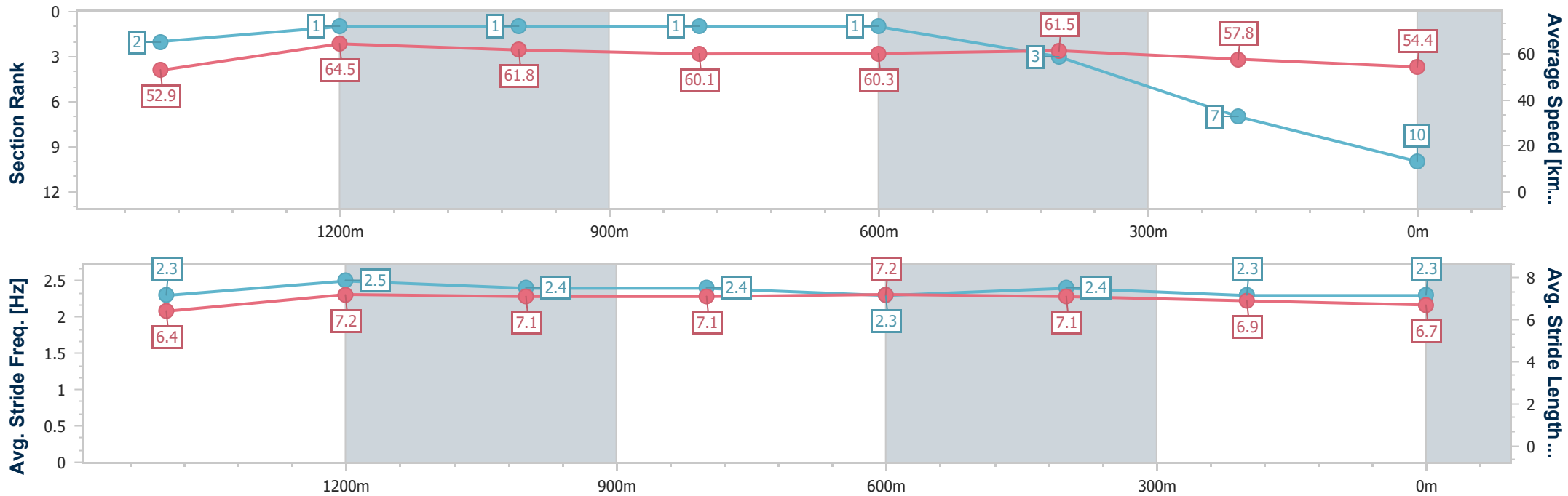
Race 6: QBIC BENCHMARK 65 Handicap - 1666m

26 November 2022 - 16:09

Track Rating: Soft 5, Weather: Fine, Rail Position: True Entire Course



Section	Overall	1400m	1200m	1000m	800m	600m	400m	200m
Section Times	1:42.13 [10] (0:18.13)	1:24.00 [2] (0:11.13)	1:12.87 [1] (0:11.61)	1:01.26 [1] (0:11.99)	0:49.27 [1] (0:11.94)	0:37.33 [1] (0:11.70)	0:25.63 [3] (0:12.39)	0:13.24 [7] (0:13.24)
Average Speed [km/h]	52.9	64.5	61.8	60.1	60.3	61.5	57.8	54.4
Top Speed [km/h]	64.9	65.5	64.3	61.0	61.8	62.9	60.3	56.9
Avg. Dist. to Rail [m]	5.1	0.8	0.5	0.3	0.2	0.3	0.8	0.2
Avg. Stride Freq. [Hz]	2.3	2.5	2.4	2.4	2.3	2.4	2.3	2.3
Avg. Stride Length [m]	6.4	7.2	7.1	7.1	7.2	7.1	6.9	6.7



- [] Ranking at each section and finish
- .-.- No data available at this section
- NA No data available



Horse/Jockey Name	In Agreement
Final Rank	11
Fastest Section Time (Section)	0:11.22 (1400m)
Top Speed [km/h] (Section)	65.4 (1400m)
Race State	Finished



Ipswich QLD Professional

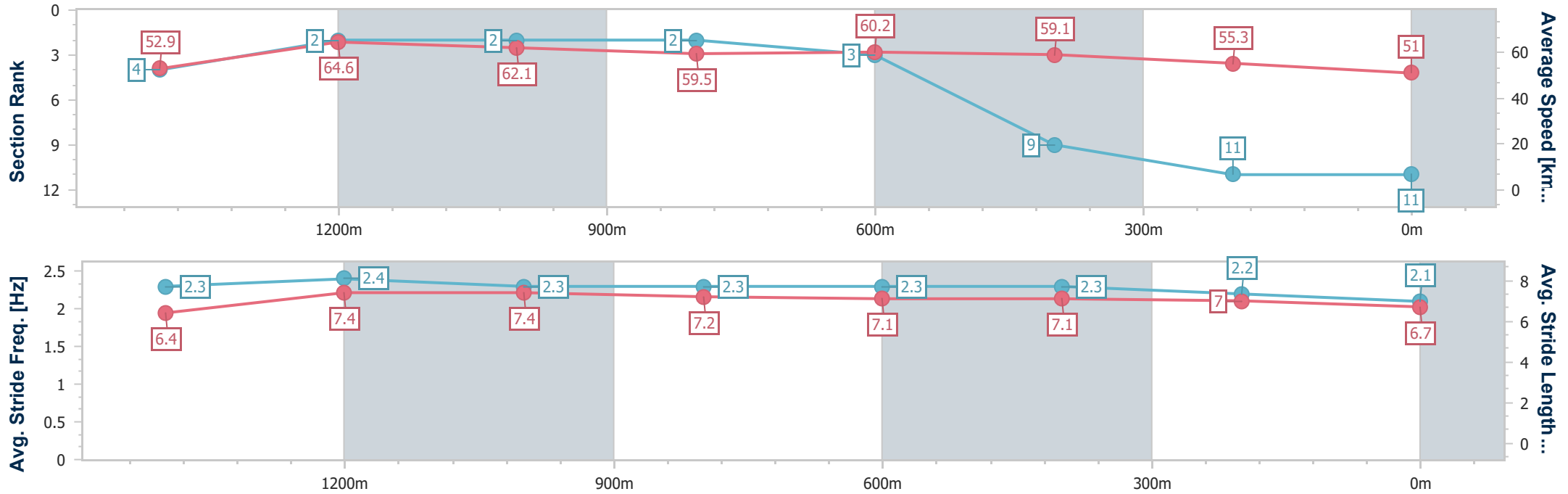
Race 6: QBIC BENCHMARK 65 Handicap - 1666m

26 November 2022 - 16:09

Track Rating: Soft 5, Weather: Fine, Rail Position: True Entire Course



Section	Overall	1400m	1200m	1000m	800m	600m	400m	200m					
Section Times	1:44.51 [11] (0:18.17)	1:26.34 [4] (0:11.22)	1:15.12 [2] (0:11.59)	1:03.53 [2] (0:12.08)	0:51.45 [2] (0:11.98)	0:39.47 [3] (0:12.25)	0:27.22 [9] (0:13.12)	0:14.10 [11] (0:14.10)					
Average Speed [km/h]	52.9	64.6	62.1	59.5	60.2	59.1	55.3	51.0					
Top Speed [km/h]	65.4	65.4	63.9	61.1	60.8	60.8	57.7	52.8					
Avg. Dist. to Rail [m]	9.7	2.0	0.3	0.7	0.4	1.7	2.6	3.3					
Avg. Stride Freq. [Hz]	2.3	2.4	2.3	2.3	2.3	2.3	2.2	2.1					
Avg. Stride Length [m]	6.4	7.4	7.4	7.2	7.1	7.1	7.0	6.7					



- [] Ranking at each section and finish
- .-.- No data available at this section
- NA No data available



Horse/Jockey Name	The Carpenter
Final Rank	12
Fastest Section Time (Section)	0:11.43 (1400m)
Top Speed [km/h] (Section)	64.1 (Overall)
Race State	Finished



Ipswich QLD Professional

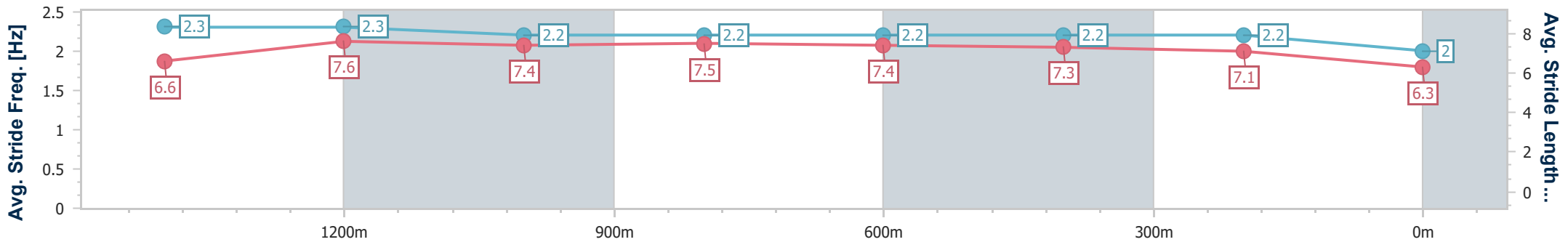
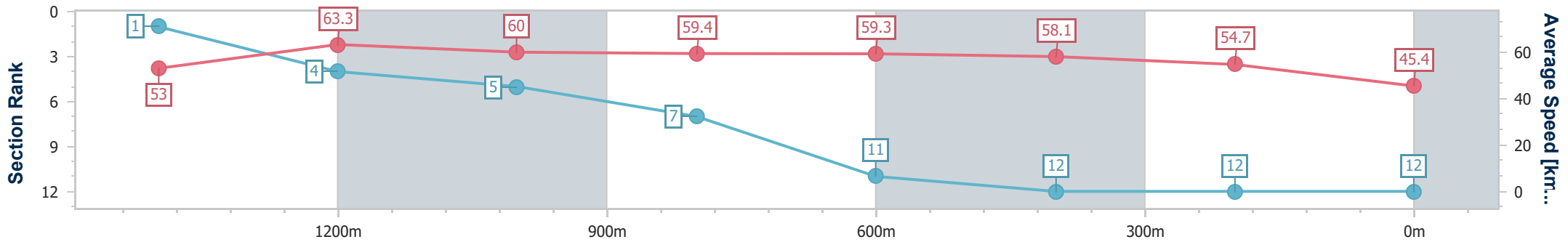
Race 6: QBIC BENCHMARK 65 Handicap - 1666m

26 November 2022 - 16:09

Track Rating: Soft 5, Weather: Fine, Rail Position: True Entire Course



Section	Overall	1400m	1200m	1000m	800m	600m	400m	200m
Section Times	1:47.35 [12] (0:18.12)	1:29.23 [1] (0:11.43)	1:17.80 [4] (0:12.01)	1:05.79 [5] (0:12.11)	0:53.68 [7] (0:12.16)	0:41.52 [11] (0:12.44)	0:29.08 [12] (0:13.22)	0:15.86 [12] (0:15.86)
Average Speed [km/h]	53.0	63.3	60.0	59.4	59.3	58.1	54.7	45.4
Top Speed [km/h]	64.1	63.9	62.3	60.4	60.4	59.2	58.5	50.7
Avg. Dist. to Rail [m]	7.3	1.1	0.4	0.3	0.3	1.3	2.3	5.0
Avg. Stride Freq. [Hz]	2.3	2.3	2.2	2.2	2.2	2.2	2.2	2.0
Avg. Stride Length [m]	6.6	7.6	7.4	7.5	7.4	7.3	7.1	6.3



- [] Ranking at each section and finish
- .-.- No data available at this section
- NA No data available