

Ipswich QLD Professional

Race 5: BLK AUTO BENCHMARK 58 Handicap - 1200m

26 November 2022 - 15:29

Track Rating: Soft 5, Weather: Fine, Rail Position: True Entire Course

Section													Last 600m					
Field Times		Overall	1000m	800m	600m	400m	200m						0:34.18					
		1:09.70 (0:13.57)	0:56.13 (0:10.90)	0:45.23 (0:11.05)	0:34.18 (0:11.06)	0:23.12 (0:11.32)	0:11.80 (0:11.80)											
Rank	TAB	Horse/Jockey	Barrier	Top Speed [km/h]	Fastest Section												Margin	Distance Travelled [m]
1	2	SILVER GALAXY	7	68.8	0:10.90	1:09.70 [1]	0:56.13 [1]	0:45.23 [1]	0:34.18 [1]	0:23.12 [1]	0:11.80 [1]	1:09.70	0:34.18					
		Ryan Wiggins		Overall	1000m	(0:13.57)	(0:10.90)	(0:11.05)	(0:11.06)	(0:11.32)	(0:11.80)							
2	6	FORMULA EXCEL	10	68.0	0:10.78	1:10.07 [2]	0:56.27 [3]	0:45.49 [2]	0:34.42 [2]	0:23.24 [2]	0:11.80 [2]	2L	0:34.42	+3				
		Luke Dittman		1000m	1000m	(0:13.80)	(0:10.78)	(0:11.07)	(0:11.18)	(0:11.44)	(0:11.80)							
3	7	MELODEON	3	68.2	0:10.75	1:10.19 [3]	0:56.29 [4]	0:45.54 [3]	0:34.41 [3]	0:23.22 [3]	0:11.81 [3]	2.5L	0:34.41	+1				
		Jag Guthmann-Chester		1000m	1000m	(0:13.90)	(0:10.75)	(0:11.13)	(0:11.19)	(0:11.41)	(0:11.81)							
4	11	CLAUDIUS	6	68.0	0:11.04	1:10.57 [4]	0:56.05 [11]	0:44.71 [11]	0:33.40 [11]	0:22.36 [11]	0:11.32 [7]	4.8L	0:33.40	+4				
		Tiffani Brooker		400m	600m	(0:14.52)	(0:11.34)	(0:11.31)	(0:11.04)	(0:11.04)	(0:11.32)							
5	3	HOT PROFIT	1	66.7	0:10.88	1:10.58 [5]	0:56.41 [6]	0:45.53 [6]	0:34.44 [6]	0:23.32 [5]	0:11.93 [4]	4.9L	0:34.44	-4				
		Paul Hammersley		1000m	1000m	(0:14.17)	(0:10.88)	(0:11.09)	(0:11.12)	(0:11.39)	(0:11.93)							
6	14	RUSSIAN ROMEO	14	67.6	0:10.75	1:10.81 [6]	0:56.61 [8]	0:45.86 [5]	0:34.77 [5]	0:23.56 [6]	0:12.00 [6]	6.2L	0:34.77	+6				
		Adin Thompson		1000m	1000m	(0:14.20)	(0:10.75)	(0:11.09)	(0:11.21)	(0:11.56)	(0:12.00)							
7	4	METAL ROCK	9	67.3	0:11.02	1:10.83 [7]	0:57.13 [2]	0:46.11 [4]	0:35.00 [4]	0:23.69 [4]	0:12.04 [5]	6.3L	0:35.00	+5				
		Taylor Marshall		Overall	1000m	(0:13.70)	(0:11.02)	(0:11.11)	(0:11.31)	(0:11.65)	(0:12.04)							
8	9	FIGHTING MAD	8	66.4	0:11.16	1:10.90 [8]	0:56.50 [10]	0:45.28 [10]	0:33.98 [10]	0:22.82 [9]	0:11.58 [9]	6.6L	0:33.98	+1				
		Georgina Cartwright		600m	600m	(0:14.40)	(0:11.22)	(0:11.30)	(0:11.16)	(0:11.24)	(0:11.58)							
9	1	MASTER RED	5	65.1	0:11.23	1:11.10 [9]	0:56.92 [7]	0:45.68 [8]	0:34.33 [8]	0:23.10 [8]	0:11.79 [8]	7.6L	0:34.33	+2				
		Robbie Fradd		600m	600m	(0:14.18)	(0:11.24)	(0:11.35)	(0:11.23)	(0:11.31)	(0:11.79)							
10	5	AGENT OF MAYHEM	11	65.9	0:11.05	1:11.39 [10]	0:56.56 [12]	0:45.28 [12]	0:33.93 [12]	0:22.88 [12]	0:11.60 [12]	9.1L	0:33.93	+2				
		Micheal Hellyer		600m	600m	(0:14.83)	(0:11.28)	(0:11.35)	(0:11.05)	(0:11.28)	(0:11.60)							

Scratched: Door Into Summer (#8), Madam Ava (#10)

Ipswich QLD Professional

Race 5: BLK AUTO BENCHMARK 58 Handicap - 1200m

26 November 2022 - 15:29

Track Rating: Soft 5, Weather: Fine, Rail Position: True Entire Course

Section	Overall	1000m	800m	600m	400m	200m	Last 600m
Field Times	1:09.70 (0:13.57)	0:56.13 (0:10.90)	0:45.23 (0:11.05)	0:34.18 (0:11.06)	0:23.12 (0:11.32)	0:11.80 (0:11.80)	0:34.18

Rank	TAB	Horse/Jockey	Barrier	Top Speed [km/h]	Fastest Section	Overall	1000m	800m	600m	400m	200m	Margin	Distance Travelled [m]	
11	13	MISS JUVENILE	4	65.7	0:11.17	1:11.58 [11]	0:57.50 [5]	0:46.33 [7]	0:35.08 [7]	0:23.60 [7]	0:12.07 [10]	10.1L	0:35.08	+3
		Jackson Murphy		1000m	1000m	(0:14.08)	(0:11.17)	(0:11.25)	(0:11.48)	(0:11.53)	(0:12.07)			
12	12	IT MUST BE LOVE	2	65.3	0:11.18	1:12.05 [12]	0:57.72 [9]	0:46.54 [9]	0:35.20 [9]	0:23.89 [10]	0:12.30 [11]	12.9L	0:35.20	-1
		Jason Taylor		1000m	1000m	(0:14.33)	(0:11.18)	(0:11.34)	(0:11.31)	(0:11.59)	(0:12.30)			

Scratched: Door Into Summer (#8), Madam Ava (#10)



Horse/Jockey Name	Silver Galaxy
Final Rank	1
Fastest Section Time (Section)	0:10.90 (1000m)
Top Speed [km/h] (Section)	68.8 (Overall)
Race State	Finished



Ipswich QLD Professional

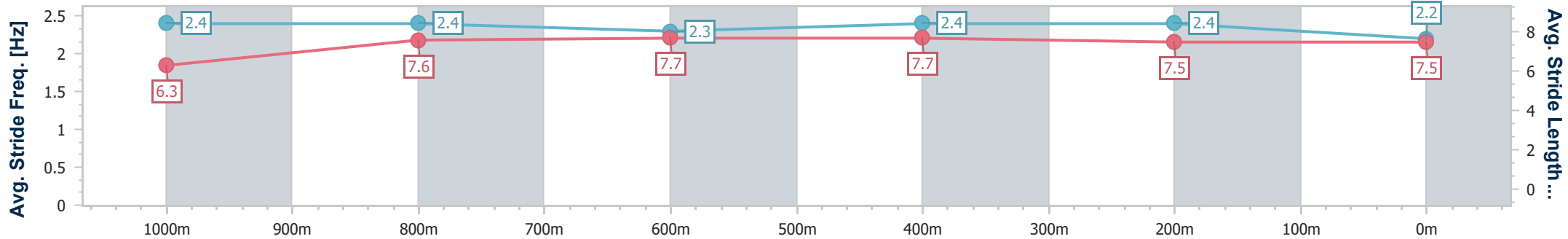
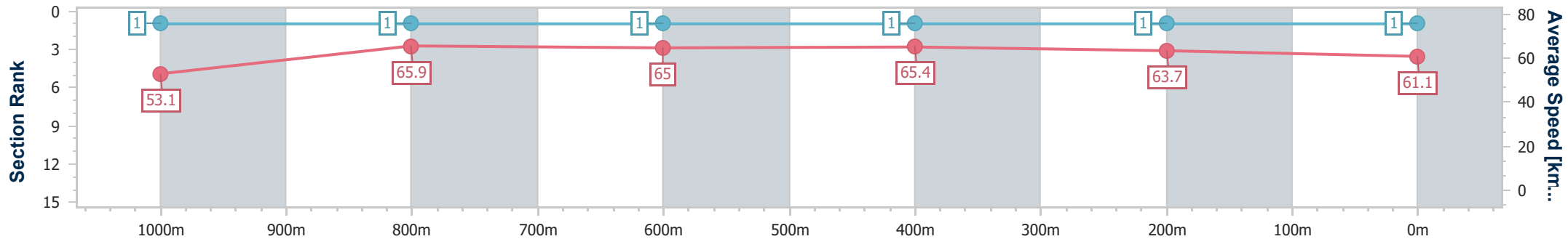
Race 5: BLK AUTO BENCHMARK 58 Handicap - 1200m

26 November 2022 - 15:29

Track Rating: Soft 5, Weather: Fine, Rail Position: True Entire Course



Section	Overall	1000m	800m	600m	400m	200m
Section Times	1:09.70 [1] (0:13.57)	0:56.13 [1] (0:10.90)	0:45.23 [1] (0:11.05)	0:34.18 [1] (0:11.06)	0:23.12 [1] (0:11.32)	0:11.80 [1] (0:11.80)
Average Speed [km/h]	53.1	65.9	65.0	65.4	63.7	61.1
Top Speed [km/h]	68.8	67.1	66.3	66.0	66.4	63.3
Avg. Dist. to Rail [m]	6.2	0.9	0.4	0.8	1.4	2.4
Avg. Stride Freq. [Hz]	2.4	2.4	2.3	2.4	2.4	2.2
Avg. Stride Length [m]	6.3	7.6	7.7	7.7	7.5	7.5



- [] Ranking at each section and finish
- .-.- No data available at this section
- NA No data available



Horse/Jockey Name	Formula Excel
Final Rank	2
Fastest Section Time (Section)	0:10.78 (1000m)
Top Speed [km/h] (Section)	68.0 (1000m)
Race State	Finished



Ipswich QLD Professional

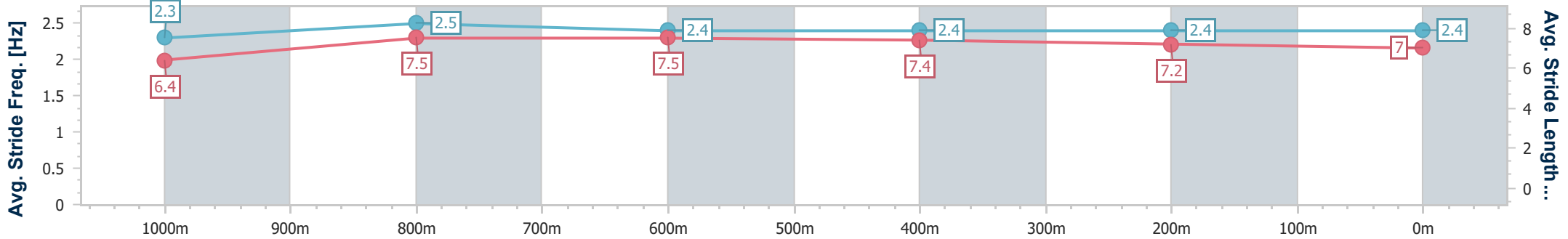
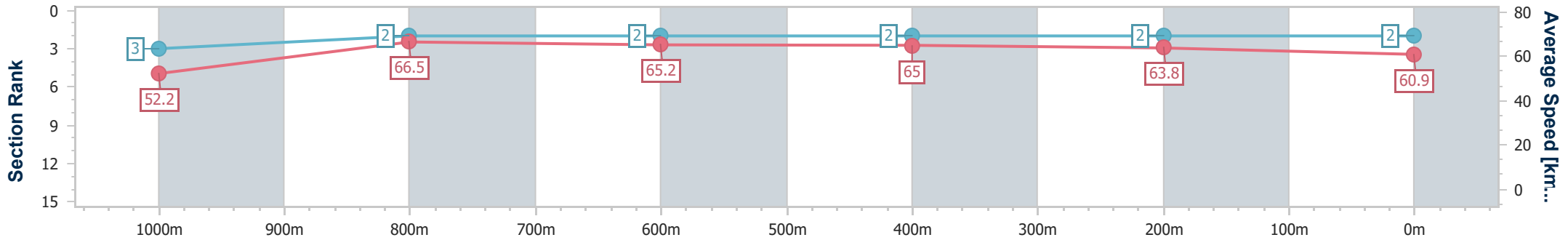
Race 5: BLK AUTO BENCHMARK 58 Handicap - 1200m

26 November 2022 - 15:29

Track Rating: Soft 5, Weather: Fine, Rail Position: True Entire Course



Section	Overall	1000m	800m	600m	400m	200m
Section Times	1:10.07 [2] (0:13.80)	0:56.27 [3] (0:10.78)	0:45.49 [2] (0:11.07)	0:34.42 [2] (0:11.18)	0:23.24 [2] (0:11.44)	0:11.80 [2] (0:11.80)
Average Speed [km/h]	52.2	66.5	65.2	65.0	63.8	60.9
Top Speed [km/h]	67.1	68.0	67.5	66.5	66.2	64.7
Avg. Dist. to Rail [m]	5.5	1.6	0.9	2.4	3.9	3.9
Avg. Stride Freq. [Hz]	2.3	2.5	2.4	2.4	2.4	2.4
Avg. Stride Length [m]	6.4	7.5	7.5	7.4	7.2	7.0



- [] Ranking at each section and finish
- .-.- No data available at this section
- NA No data available



Horse/Jockey Name	Melodeon
Final Rank	3
Fastest Section Time (Section)	0:10.75 (1000m)
Top Speed [km/h] (Section)	68.2 (1000m)
Race State	Finished



Ipswich QLD Professional

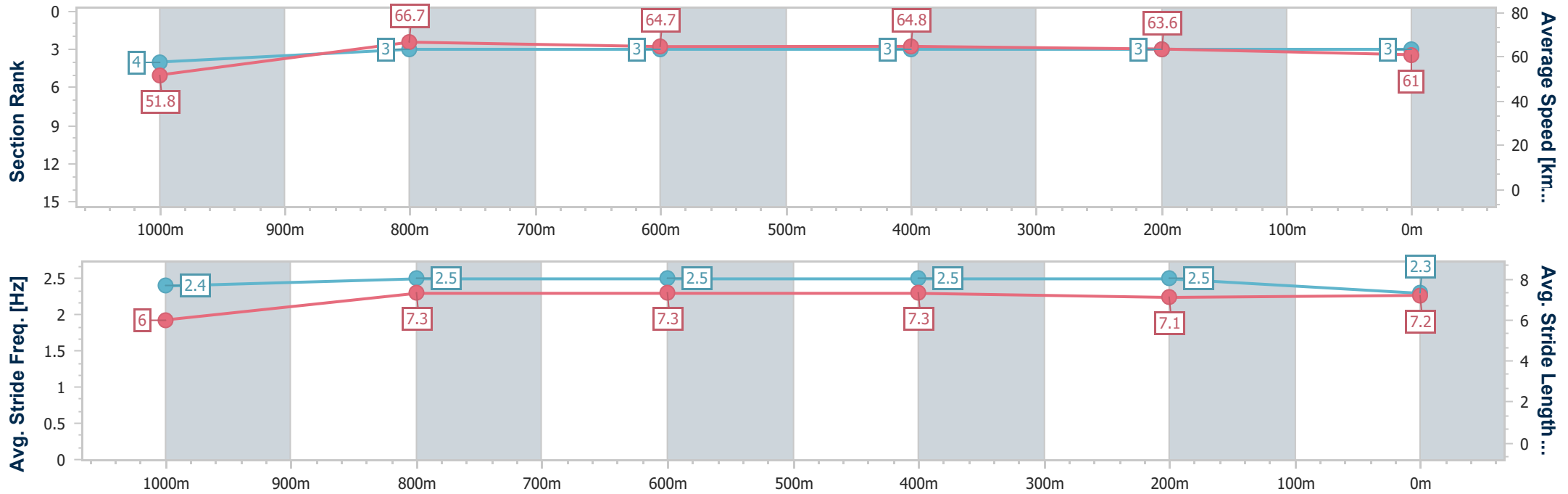
Race 5: BLK AUTO BENCHMARK 58 Handicap - 1200m

26 November 2022 - 15:29

Track Rating: Soft 5, Weather: Fine, Rail Position: True Entire Course



Section	Overall	1000m	800m	600m	400m	200m
Section Times	1:10.19 [3] (0:13.90)	0:56.29 [4] (0:10.75)	0:45.54 [3] (0:11.13)	0:34.41 [3] (0:11.19)	0:23.22 [3] (0:11.41)	0:11.81 [3] (0:11.81)
Average Speed [km/h]	51.8	66.7	64.7	64.8	63.6	61.0
Top Speed [km/h]	67.3	68.2	66.4	65.8	65.4	62.3
Avg. Dist. to Rail [m]	2.8	1.8	0.7	1.7	2.7	3.3
Avg. Stride Freq. [Hz]	2.4	2.5	2.5	2.5	2.5	2.3
Avg. Stride Length [m]	6.0	7.3	7.3	7.3	7.1	7.2



- [] Ranking at each section and finish
- .-.- No data available at this section
- NA No data available



Horse/Jockey Name	Claudius
Final Rank	4
Fastest Section Time (Section)	0:11.04 (600m)
Top Speed [km/h] (Section)	68.0 (400m)
Race State	Finished



Ipswich QLD Professional

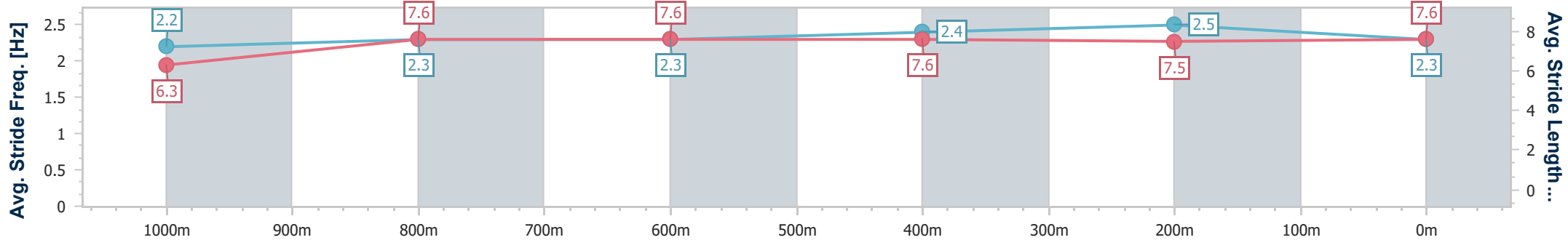
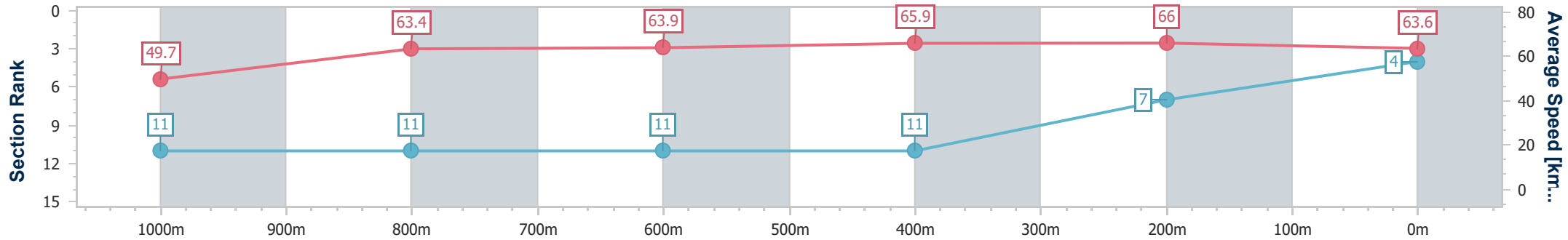
Race 5: BLK AUTO BENCHMARK 58 Handicap - 1200m

26 November 2022 - 15:29

Track Rating: Soft 5, Weather: Fine, Rail Position: True Entire Course



Section	Overall	1000m	800m	600m	400m	200m
Section Times	1:10.57 [4] (0:14.52)	0:56.05 [11] (0:11.34)	0:44.71 [11] (0:11.31)	0:33.40 [11] (0:11.04)	0:22.36 [11] (0:11.04)	0:11.32 [7] (0:11.32)
Average Speed [km/h]	49.7	63.4	63.9	65.9	66.0	63.6
Top Speed [km/h]	63.3	64.9	65.0	66.9	68.0	66.1
Avg. Dist. to Rail [m]	5.2	0.5	0.7	2.4	4.1	6.7
Avg. Stride Freq. [Hz]	2.2	2.3	2.3	2.4	2.5	2.3
Avg. Stride Length [m]	6.3	7.6	7.6	7.6	7.5	7.6



- [] Ranking at each section and finish
- .-.- No data available at this section
- NA No data available



Horse/Jockey Name	Hot Profit
Final Rank	5
Fastest Section Time (Section)	0:10.88 (1000m)
Top Speed [km/h] (Section)	66.7 (1000m)
Race State	Finished



Ipswich QLD Professional

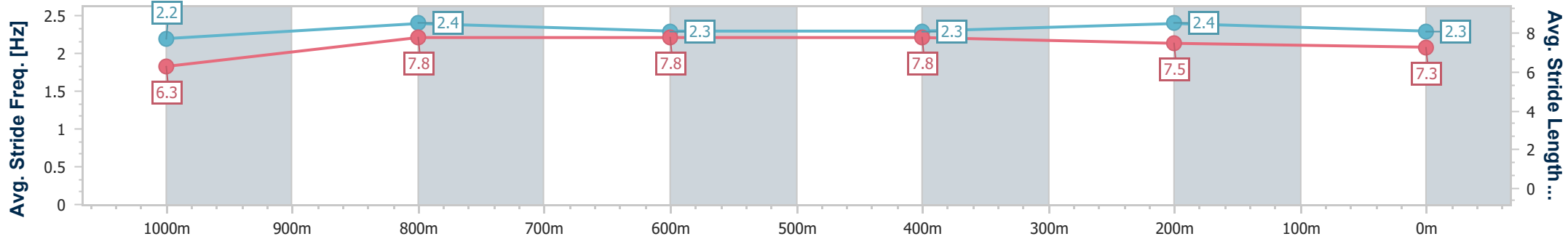
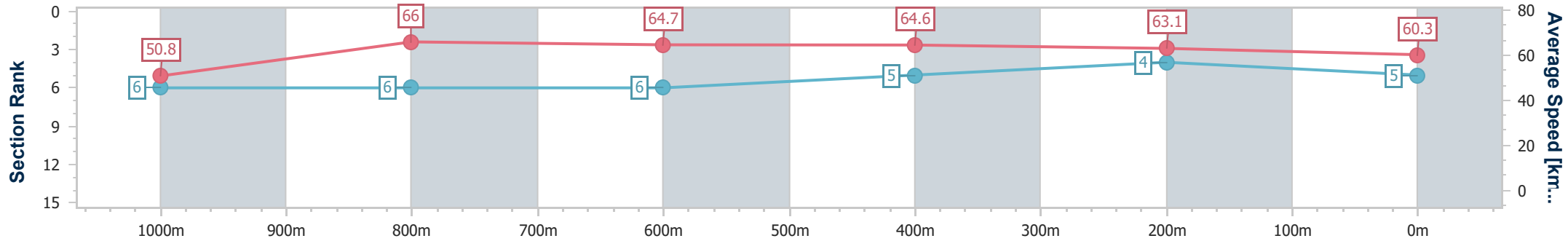
Race 5: BLK AUTO BENCHMARK 58 Handicap - 1200m

26 November 2022 - 15:29

Track Rating: Soft 5, Weather: Fine, Rail Position: True Entire Course



Section	Overall	1000m	800m	600m	400m	200m
Section Times	1:10.58 [5] (0:14.17)	0:56.41 [6] (0:10.88)	0:45.53 [6] (0:11.09)	0:34.44 [6] (0:11.12)	0:23.32 [5] (0:11.39)	0:11.93 [4] (0:11.93)
Average Speed [km/h]	50.8	66.0	64.7	64.6	63.1	60.3
Top Speed [km/h]	66.2	66.7	65.5	65.2	64.2	61.6
Avg. Dist. to Rail [m]	1.4	1.3	0.8	0.6	0.7	1.0
Avg. Stride Freq. [Hz]	2.2	2.4	2.3	2.3	2.4	2.3
Avg. Stride Length [m]	6.3	7.8	7.8	7.8	7.5	7.3



- [] Ranking at each section and finish
- .-.- No data available at this section
- NA No data available



Horse/Jockey Name	Russian Romeo
Final Rank	6
Fastest Section Time (Section)	0:10.75 (1000m)
Top Speed [km/h] (Section)	67.6 (1000m)
Race State	Finished



Ipswich QLD Professional

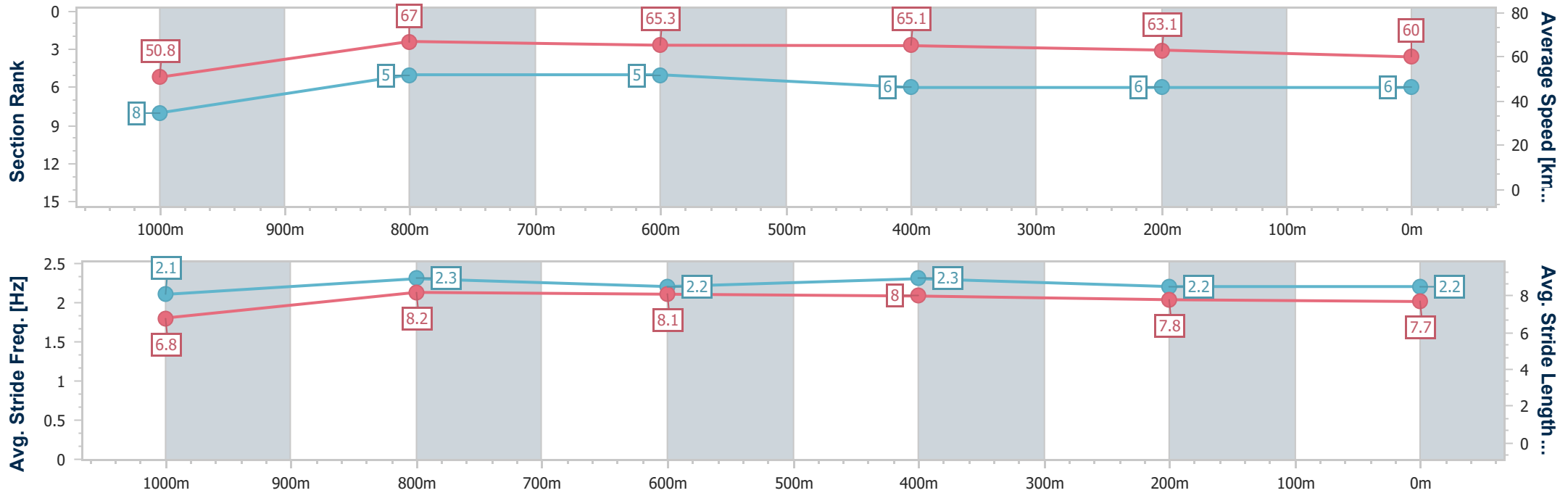
Race 5: BLK AUTO BENCHMARK 58 Handicap - 1200m

26 November 2022 - 15:29

Track Rating: Soft 5, Weather: Fine, Rail Position: True Entire Course



Section	Overall	1000m	800m	600m	400m	200m
Section Times	1:10.81 [6] (0:14.20)	0:56.61 [8] (0:10.75)	0:45.86 [5] (0:11.09)	0:34.77 [5] (0:11.21)	0:23.56 [6] (0:11.56)	0:12.00 [6] (0:12.00)
Average Speed [km/h]	50.8	67.0	65.3	65.1	63.1	60.0
Top Speed [km/h]	67.0	67.6	65.8	66.0	63.9	62.2
Avg. Dist. to Rail [m]	10.1	0.7	1.4	3.3	3.5	3.7
Avg. Stride Freq. [Hz]	2.1	2.3	2.2	2.3	2.2	2.2
Avg. Stride Length [m]	6.8	8.2	8.1	8.0	7.8	7.7



- [] Ranking at each section and finish
- .-.- No data available at this section
- NA No data available



Horse/Jockey Name	Metal Rock
Final Rank	7
Fastest Section Time (Section)	0:11.02 (1000m)
Top Speed [km/h] (Section)	67.3 (Overall)
Race State	Finished



Ipswich QLD Professional

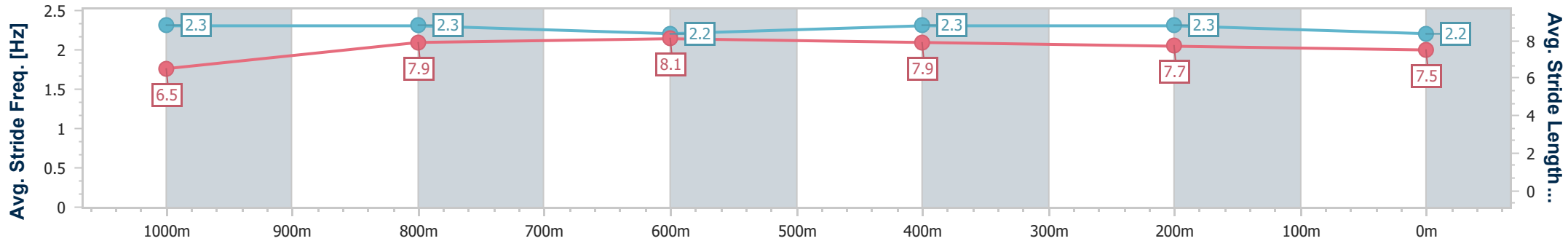
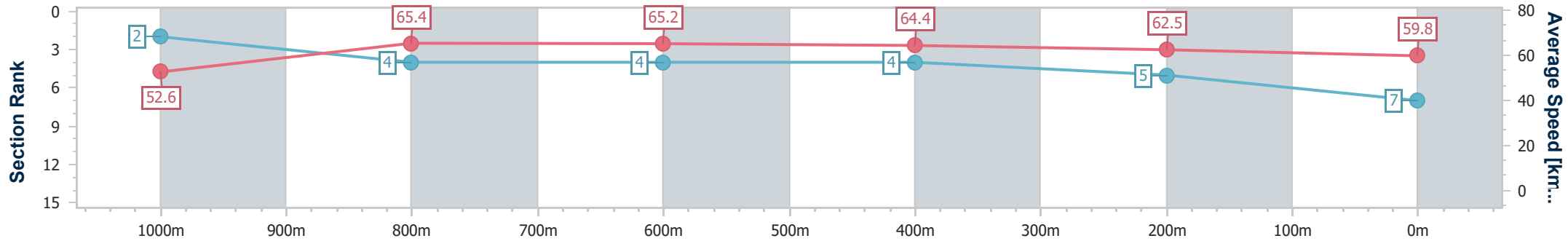
Race 5: BLK AUTO BENCHMARK 58 Handicap - 1200m

26 November 2022 - 15:29

Track Rating: Soft 5, Weather: Fine, Rail Position: True Entire Course



Section	Overall	1000m	800m	600m	400m	200m
Section Times	1:10.83 [7] (0:13.70)	0:57.13 [2] (0:11.02)	0:46.11 [4] (0:11.11)	0:35.00 [4] (0:11.31)	0:23.69 [4] (0:11.65)	0:12.04 [5] (0:12.04)
Average Speed [km/h]	52.6	65.4	65.2	64.4	62.5	59.8
Top Speed [km/h]	67.3	67.2	65.8	65.6	63.4	61.4
Avg. Dist. to Rail [m]	8.2	0.5	1.4	3.1	3.5	4.2
Avg. Stride Freq. [Hz]	2.3	2.3	2.2	2.3	2.3	2.2
Avg. Stride Length [m]	6.5	7.9	8.1	7.9	7.7	7.5



- [] Ranking at each section and finish
- .-.- No data available at this section
- NA No data available



Horse/Jockey Name	Fighting Mad
Final Rank	8
Fastest Section Time (Section)	0:11.16 (600m)
Top Speed [km/h] (Section)	66.4 (600m)
Race State	Finished



Ipswich QLD Professional

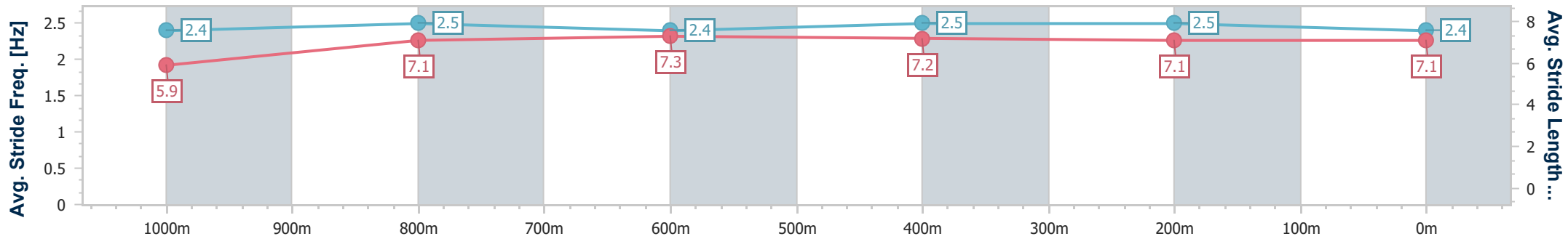
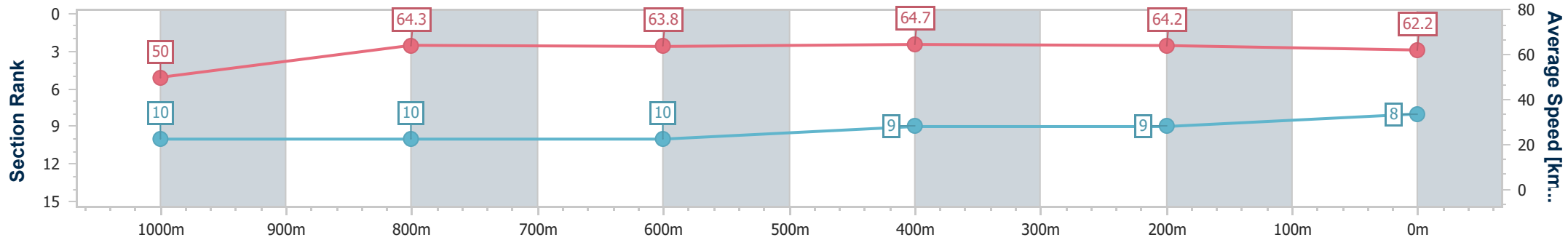
Race 5: BLK AUTO BENCHMARK 58 Handicap - 1200m

26 November 2022 - 15:29

Track Rating: Soft 5, Weather: Fine, Rail Position: True Entire Course



Section	Overall	1000m	800m	600m	400m	200m
Section Times	1:10.90 [8] (0:14.40)	0:56.50 [10] (0:11.22)	0:45.28 [10] (0:11.30)	0:33.98 [10] (0:11.16)	0:22.82 [9] (0:11.24)	0:11.58 [9] (0:11.58)
Average Speed [km/h]	50.0	64.3	63.8	64.7	64.2	62.2
Top Speed [km/h]	63.5	65.1	65.0	66.4	64.9	63.9
Avg. Dist. to Rail [m]	7.3	0.6	0.7	0.7	1.3	3.5
Avg. Stride Freq. [Hz]	2.4	2.5	2.4	2.5	2.5	2.4
Avg. Stride Length [m]	5.9	7.1	7.3	7.2	7.1	7.1



- [] Ranking at each section and finish
- .-.- No data available at this section
- NA No data available



Horse/Jockey Name	Master Red
Final Rank	9
Fastest Section Time (Section)	0:11.23 (600m)
Top Speed [km/h] (Section)	65.1 (600m)
Race State	Finished



Ipswich QLD Professional

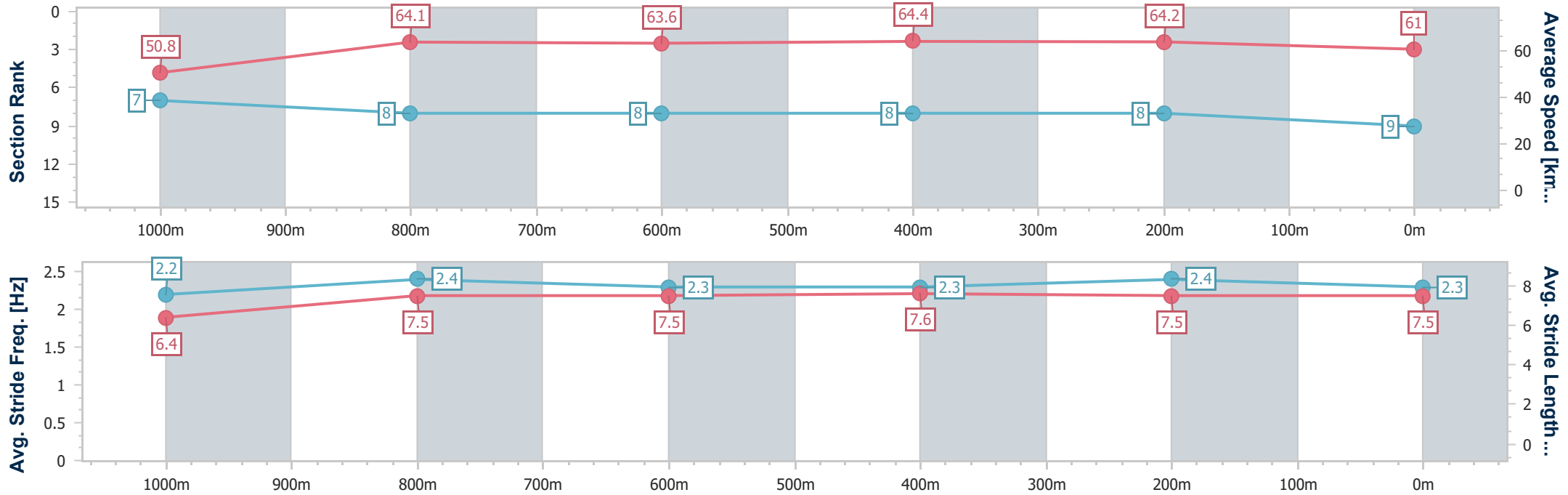
Race 5: BLK AUTO BENCHMARK 58 Handicap - 1200m

26 November 2022 - 15:29

Track Rating: Soft 5, Weather: Fine, Rail Position: True Entire Course



Section	Overall	1000m	800m	600m	400m	200m
Section Times	1:11.10 [9] (0:14.18)	0:56.92 [7] (0:11.24)	0:45.68 [8] (0:11.35)	0:34.33 [8] (0:11.23)	0:23.10 [8] (0:11.31)	0:11.79 [8] (0:11.79)
Average Speed [km/h]	50.8	64.1	63.6	64.4	64.2	61.0
Top Speed [km/h]	65.1	65.0	64.7	65.1	65.0	64.9
Avg. Dist. to Rail [m]	5.5	0.5	0.5	1.4	3.0	5.9
Avg. Stride Freq. [Hz]	2.2	2.4	2.3	2.3	2.4	2.3
Avg. Stride Length [m]	6.4	7.5	7.5	7.6	7.5	7.5



- [] Ranking at each section and finish
- .-.- No data available at this section
- NA No data available



Horse/Jockey Name	Agent Of Mayhem
Final Rank	10
Fastest Section Time (Section)	0:11.05 (600m)
Top Speed [km/h] (Section)	65.9 (600m)
Race State	Finished



Ipswich QLD Professional

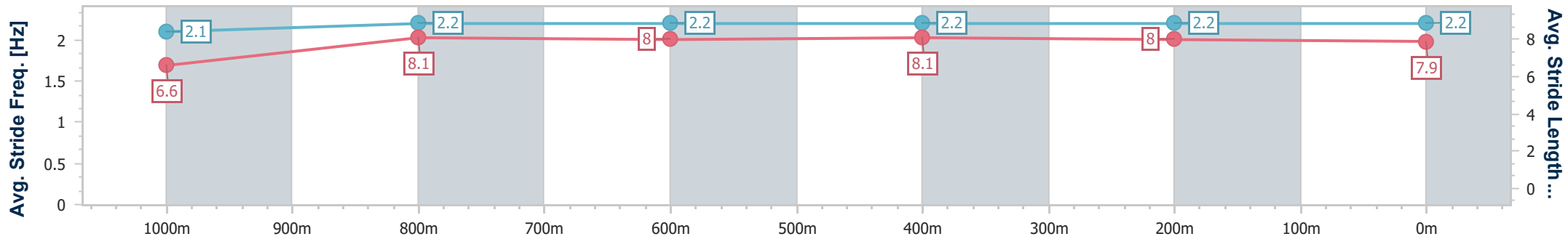
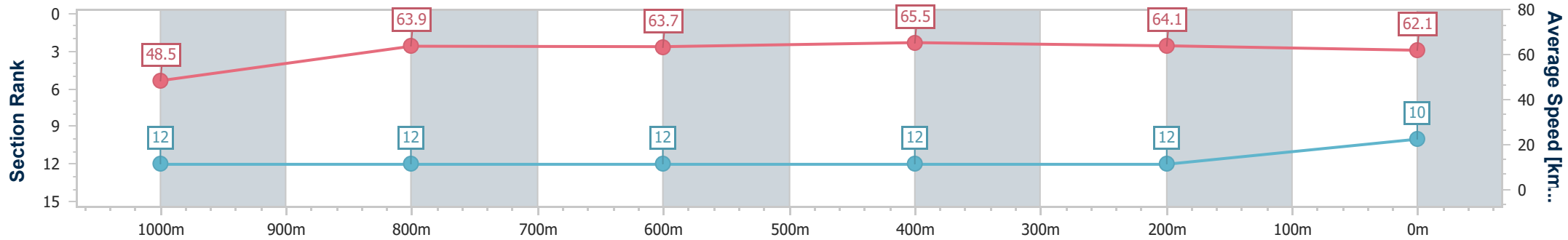
Race 5: BLK AUTO BENCHMARK 58 Handicap - 1200m

26 November 2022 - 15:29

Track Rating: Soft 5, Weather: Fine, Rail Position: True Entire Course



Section	Overall	1000m	800m	600m	400m	200m
Section Times	1:11.39 [10] (0:14.83)	0:56.56 [12] (0:11.28)	0:45.28 [12] (0:11.35)	0:33.93 [12] (0:11.05)	0:22.88 [12] (0:11.28)	0:11.60 [12] (0:11.60)
Average Speed [km/h]	48.5	63.9	63.7	65.5	64.1	62.1
Top Speed [km/h]	64.2	64.6	64.9	65.9	65.4	64.1
Avg. Dist. to Rail [m]	6.5	0.4	0.8	1.2	2.3	4.7
Avg. Stride Freq. [Hz]	2.1	2.2	2.2	2.2	2.2	2.2
Avg. Stride Length [m]	6.6	8.1	8.0	8.1	8.0	7.9



- [] Ranking at each section and finish
- .-.- No data available at this section
- NA No data available



Horse/Jockey Name	Miss Juvenile
Final Rank	11
Fastest Section Time (Section)	0:11.17 (1000m)
Top Speed [km/h] (Section)	65.7 (1000m)
Race State	Finished



Ipswich QLD Professional

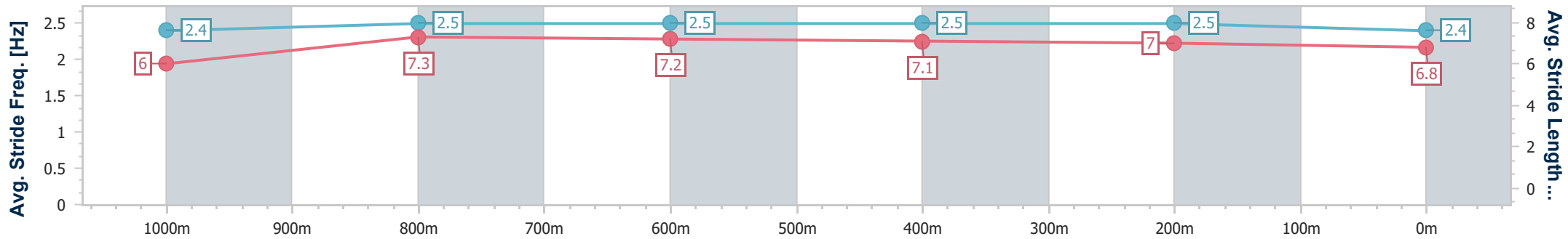
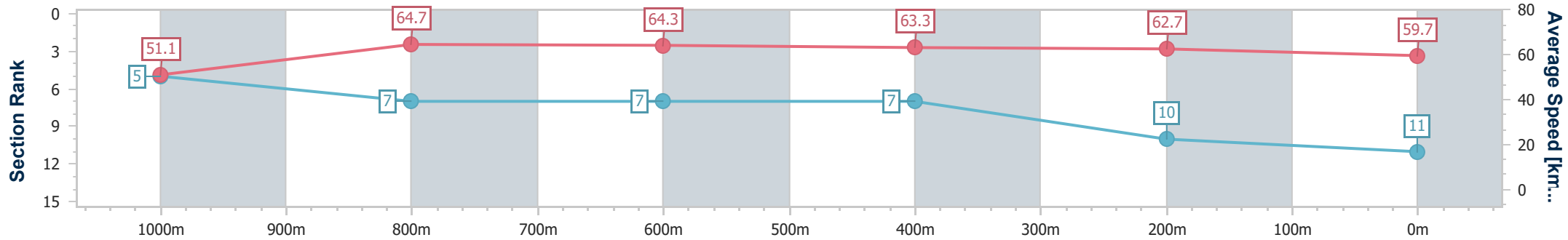
Race 5: BLK AUTO BENCHMARK 58 Handicap - 1200m

26 November 2022 - 15:29

Track Rating: Soft 5, Weather: Fine, Rail Position: True Entire Course



Section	Overall	1000m	800m	600m	400m	200m
Section Times	1:11.58 [11] (0:14.08)	0:57.50 [5] (0:11.17)	0:46.33 [7] (0:11.25)	0:35.08 [7] (0:11.48)	0:23.60 [7] (0:11.53)	0:12.07 [10] (0:12.07)
Average Speed [km/h]	51.1	64.7	64.3	63.3	62.7	59.7
Top Speed [km/h]	65.1	65.7	65.3	64.4	64.4	61.0
Avg. Dist. to Rail [m]	5.1	1.4	1.2	2.2	1.8	4.8
Avg. Stride Freq. [Hz]	2.4	2.5	2.5	2.5	2.5	2.4
Avg. Stride Length [m]	6.0	7.3	7.2	7.1	7.0	6.8



- [] Ranking at each section and finish
- .-.- No data available at this section
- NA No data available



Horse/Jockey Name	It Must Be Love
Final Rank	12
Fastest Section Time (Section)	0:11.18 (1000m)
Top Speed [km/h] (Section)	65.3 (1000m)
Race State	Finished



Ipswich QLD Professional

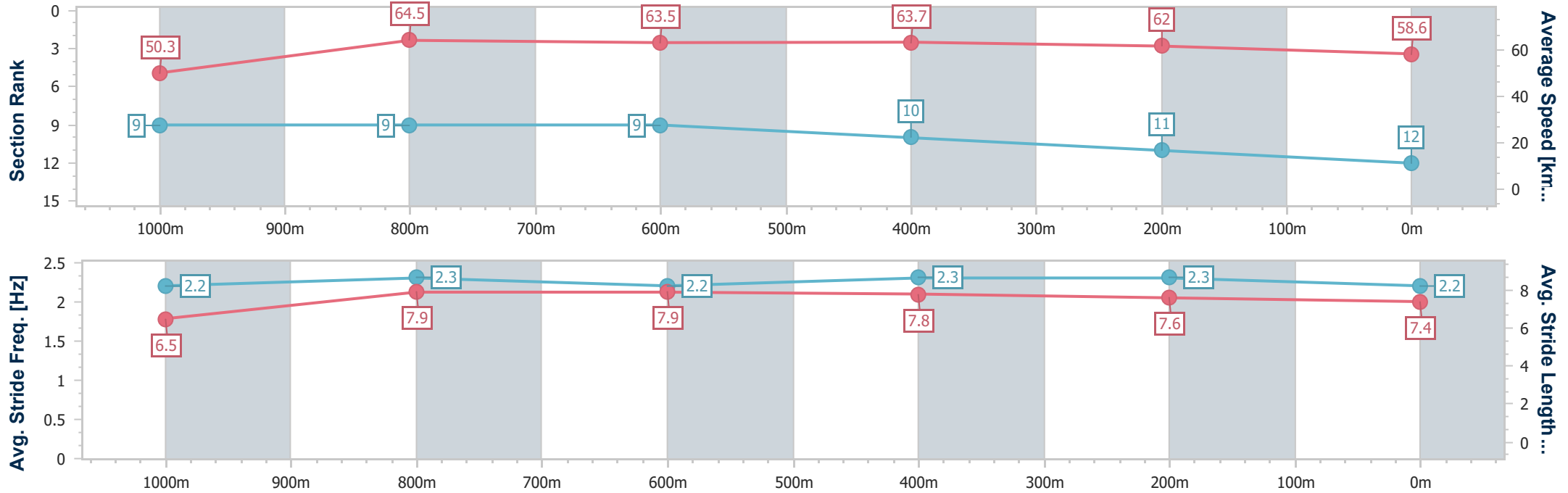
Race 5: BLK AUTO BENCHMARK 58 Handicap - 1200m

26 November 2022 - 15:29

Track Rating: Soft 5, Weather: Fine, Rail Position: True Entire Course



Section	Overall	1000m	800m	600m	400m	200m
Section Times	1:12.05 [12] (0:14.33)	0:57.72 [9] (0:11.18)	0:46.54 [9] (0:11.34)	0:35.20 [9] (0:11.31)	0:23.89 [10] (0:11.59)	0:12.30 [11] (0:12.30)
Average Speed [km/h]	50.3	64.5	63.5	63.7	62.0	58.6
Top Speed [km/h]	64.2	65.3	63.9	64.2	62.9	61.9
Avg. Dist. to Rail [m]	3.8	0.4	0.2	0.4	0.8	3.6
Avg. Stride Freq. [Hz]	2.2	2.3	2.2	2.3	2.3	2.2
Avg. Stride Length [m]	6.5	7.9	7.9	7.8	7.6	7.4



- [] Ranking at each section and finish
- .-.- No data available at this section
- NA No data available