



# Aquis Park Gold Coast QLD Professional

## Race 3: SIMON SAYS LANDSCAPING BENCHMARK 80 Handicap - 1700m

26 November 2022 - 13:13



Track Rating: Good 3, Weather: Fine, Rail Position: True Entire Course

| Section | Field Times                        | Overall              | 1600m                | 1400m                | 1200m                     | 1000m                     | 800m                      | 600m                      | Last 600m                 |                           |                           |           |                        |
|---------|------------------------------------|----------------------|----------------------|----------------------|---------------------------|---------------------------|---------------------------|---------------------------|---------------------------|---------------------------|---------------------------|-----------|------------------------|
|         |                                    | 1:43.37<br>(0:08.68) | 1:34.69<br>(0:12.43) | 1:22.26<br>(0:12.14) | 1:10.12<br>(0:12.12)      | 0:58.00<br>(0:12.23)      | 0:45.77<br>(0:11.87)      | 0:33.90<br>(0:11.37)      | 0:33.90                   |                           |                           |           |                        |
| Rank    | TAB Horse/Jockey                   | Barrier              | Top Speed [km/h]     | Fastest Section      | Overall                   | 1600m                     | 1400m                     | 1200m                     | 1000m                     | 800m                      | 600m                      | Last 600m | Distance Travelled [m] |
| 1       | 9 AKIHIRO<br>Tegan Harrison        | 2                    | 66.0<br>400m         | 0:08.76<br>Overall   | 1:43.37 [1]<br>(0:08.76)  | 1:34.61 [2]<br>(0:12.35)  | 1:22.26 [1]<br>(0:12.21)  | 1:10.05 [2]<br>(0:12.05)  | 0:58.00 [2]<br>(0:12.23)  | 0:45.77 [1]<br>(0:11.87)  | 0:33.90 [1]<br>(0:11.37)  | 0:33.90   |                        |
| 2       | 4 IRISH PLAYBOY<br>Boris Thornton  | 9                    | 66.5<br>400m         | 0:08.85<br>Overall   | 1:43.38 [2]<br>(0:08.85)  | 1:34.53 [3]<br>(0:12.40)  | 1:22.13 [3]<br>(0:12.12)  | 1:10.01 [3]<br>(0:12.27)  | 0:57.74 [3]<br>(0:12.26)  | 0:45.48 [4]<br>(0:11.81)  | 0:33.67 [4]<br>(0:11.32)  | 0:33.67   | +7                     |
| 3       | 5 COMMAND KING<br>Larry Cassidy    | 5                    | 66.0<br>400m         | 0:08.95<br>Overall   | 1:43.52 [3]<br>(0:08.95)  | 1:34.57 [5]<br>(0:12.42)  | 1:22.15 [5]<br>(0:12.23)  | 1:09.92 [4]<br>(0:12.09)  | 0:57.83 [4]<br>(0:12.16)  | 0:45.67 [3]<br>(0:11.86)  | 0:33.81 [3]<br>(0:11.31)  | 0:33.81   | -1                     |
| 4       | 6 INDIAN DREAMER<br>Martin Harley  | 12                   | 68.6<br>600m         | 0:08.87<br>Overall   | 1:43.59 [4]<br>(0:08.87)  | 1:34.72 [4]<br>(0:12.78)  | 1:21.94 [8]<br>(0:12.43)  | 1:09.51 [9]<br>(0:12.41)  | 0:57.10 [10]<br>(0:12.25) | 0:44.85 [10]<br>(0:11.88) | 0:32.97 [9]<br>(0:10.92)  | 0:32.97   | +9                     |
| 5       | 10 RAGING POLE<br>Angela Jones     | 3                    | 67.6<br>400m         | 0:09.13<br>Overall   | 1:43.62 [5]<br>(0:09.13)  | 1:34.49 [9]<br>(0:12.57)  | 1:21.92 [9]<br>(0:12.30)  | 1:09.62 [8]<br>(0:12.11)  | 0:57.51 [7]<br>(0:12.09)  | 0:45.42 [6]<br>(0:11.75)  | 0:33.67 [5]<br>(0:11.28)  | 0:33.67   | -4                     |
| 6       | 1 TREVELYAN<br>Melea Castle        | 10                   | 65.3<br>400m         | 0:09.00<br>Overall   | 1:43.63 [6]<br>(0:09.00)  | 1:34.63 [7]<br>(0:12.16)  | 1:22.47 [2]<br>(0:12.09)  | 1:10.38 [1]<br>(0:12.12)  | 0:58.26 [1]<br>(0:12.34)  | 0:45.92 [2]<br>(0:11.88)  | 0:34.04 [2]<br>(0:11.34)  | 0:34.04   | +8                     |
| 7       | 7 MONTABOT<br>James Orman          | 13                   | 66.6<br>600m         | 0:09.31<br>Overall   | 1:43.70 [7]<br>(0:09.31)  | 1:34.39 [10]<br>(0:12.46) | 1:21.93 [10]<br>(0:12.44) | 1:09.49 [10]<br>(0:12.08) | 0:57.41 [9]<br>(0:12.17)  | 0:45.24 [8]<br>(0:11.81)  | 0:33.43 [8]<br>(0:11.11)  | 0:33.43   | +1                     |
| 8       | 3 DRIVE A DEEL<br>Jaden Lloyd      | 6                    | 66.6<br>600m         | 0:08.68<br>Overall   | 1:43.70 [8]<br>(0:08.68)  | 1:35.02 [1]<br>(0:12.58)  | 1:22.44 [4]<br>(0:12.30)  | 1:10.14 [5]<br>(0:12.23)  | 0:57.91 [5]<br>(0:12.29)  | 0:45.62 [5]<br>(0:11.82)  | 0:33.80 [6]<br>(0:11.28)  | 0:33.80   | +8                     |
| 9       | 12 LOVEPLANET<br>Jim Byrne         | 7                    | 67.2<br>600m         | 0:09.08<br>Overall   | 1:44.03 [9]<br>(0:09.08)  | 1:34.95 [8]<br>(0:12.36)  | 1:22.59 [6]<br>(0:12.32)  | 1:10.27 [6]<br>(0:12.29)  | 0:57.98 [6]<br>(0:12.36)  | 0:45.62 [7]<br>(0:11.89)  | 0:33.73 [7]<br>(0:11.11)  | 0:33.73   | +9                     |
| 10      | 2 SLOW HANDS<br>Kyle Wilson-Taylor | 4                    | 66.5<br>600m         | 0:08.99<br>Overall   | 1:44.82 [10]<br>(0:08.99) | 1:35.83 [6]<br>(0:12.52)  | 1:23.31 [7]<br>(0:12.44)  | 1:10.87 [7]<br>(0:12.36)  | 0:58.51 [8]<br>(0:12.38)  | 0:46.13 [9]<br>(0:11.94)  | 0:34.19 [10]<br>(0:11.23) | 0:34.19   | +7                     |

Scratched: Zoffany's Lad (#8), Red Light Roxanne (#11), Geostorm (#13)



# Aquis Park Gold Coast QLD Professional

## Race 3: SIMON SAYS LANDSCAPING BENCHMARK 80 Handicap - 1700m

26 November 2022 - 13:13



Track Rating: Good 3, Weather: Fine, Rail Position: True Entire Course

| Section     |     |   |         | 400m                 | 200m                 |                           |                           | Last 600m |         |                        |
|-------------|-----|---|---------|----------------------|----------------------|---------------------------|---------------------------|-----------|---------|------------------------|
| Field Times |     |   |         | 0:22.53<br>(0:11.08) | 0:11.45<br>(0:11.45) |                           |                           | 0:33.90   |         |                        |
| Rank        | TAB | Horse/Jockey                            | Barrier | Top Speed [km/h]     | Fastest Section      | Margin                    |                           |           |         | Distance Travelled [m] |
| 1           | 9   | <b>AKIHIRO</b><br>Tegan Harrison        | 2       | 66.0<br>400m         | 0:08.76<br>Overall   | 0:22.53 [1]<br>(0:11.08)  | 0:11.45 [1]<br>(0:11.45)  | 1:43.37   | 0:33.90 |                        |
| 2           | 4   | <b>IRISH PLAYBOY</b><br>Boris Thornton  | 9       | 66.5<br>400m         | 0:08.85<br>Overall   | 0:22.35 [4]<br>(0:11.00)  | 0:11.35 [3]<br>(0:11.35)  | 0.1L      | 0:33.67 | +7                     |
| 3           | 5   | <b>COMMAND KING</b><br>Larry Cassidy    | 5       | 66.0<br>400m         | 0:08.95<br>Overall   | 0:22.50 [3]<br>(0:11.14)  | 0:11.36 [4]<br>(0:11.36)  | 0.9L      | 0:33.81 | -1                     |
| 4           | 6   | <b>INDIAN DREAMER</b><br>Martin Harley  | 12      | 68.6<br>600m         | 0:08.87<br>Overall   | 0:22.05 [9]<br>(0:10.81)  | 0:11.24 [6]<br>(0:11.24)  | 1.2L      | 0:32.97 | +9                     |
| 5           | 10  | <b>RAGING POLE</b><br>Angela Jones      | 3       | 67.6<br>400m         | 0:09.13<br>Overall   | 0:22.39 [5]<br>(0:11.00)  | 0:11.39 [5]<br>(0:11.39)  | 1.4L      | 0:33.67 | -4                     |
| 6           | 1   | <b>TREVELYAN</b><br>Melea Castle        | 10      | 65.3<br>400m         | 0:09.00<br>Overall   | 0:22.70 [2]<br>(0:11.14)  | 0:11.56 [2]<br>(0:11.56)  | 1.5L      | 0:34.04 | +8                     |
| 7           | 7   | <b>MONTABOT</b><br>James Orman          | 13      | 66.6<br>600m         | 0:09.31<br>Overall   | 0:22.32 [8]<br>(0:11.10)  | 0:11.22 [9]<br>(0:11.22)  | 1.8L      | 0:33.43 | +1                     |
| 8           | 3   | <b>DRIVE A DEEL</b><br>Jaden Lloyd      | 6       | 66.6<br>600m         | 0:08.68<br>Overall   | 0:22.52 [6]<br>(0:11.12)  | 0:11.40 [7]<br>(0:11.40)  | 1.9L      | 0:33.80 | +8                     |
| 9           | 12  | <b>LOVEPLANET</b><br>Jim Byrne          | 7       | 67.2<br>600m         | 0:09.08<br>Overall   | 0:22.62 [7]<br>(0:11.07)  | 0:11.55 [8]<br>(0:11.55)  | 3.7L      | 0:33.73 | +9                     |
| 10          | 2   | <b>SLOW HANDS</b><br>Kyle Wilson-Taylor | 4       | 66.5<br>600m         | 0:08.99<br>Overall   | 0:22.96 [10]<br>(0:11.33) | 0:11.63 [10]<br>(0:11.63) | 8.2L      | 0:34.19 | +7                     |

Scratched: Zoffany's Lad (#8), Red Light Roxanne (#11), Geostorm (#13)

Report Created: Sat 26 November 2022 13:58 GMT (Note: Timing is based on position data)

Page 2/12

[ ] Ranking at each section and finish  
 -:-:- No data available at this section  
 NA No data available

SCN Saddle cloth number  
 DNF Did not finish  
 DNT Did not track

data processed by TRIPLESDATA



|                                |                   |
|--------------------------------|-------------------|
| Horse/Jockey Name              | Akihiro           |
| Final Rank                     | 1                 |
| Fastest Section Time (Section) | 0:08.76 (Overall) |
| Top Speed [km/h] (Section)     | 66.0 (400m)       |
| Race State                     | Finished          |



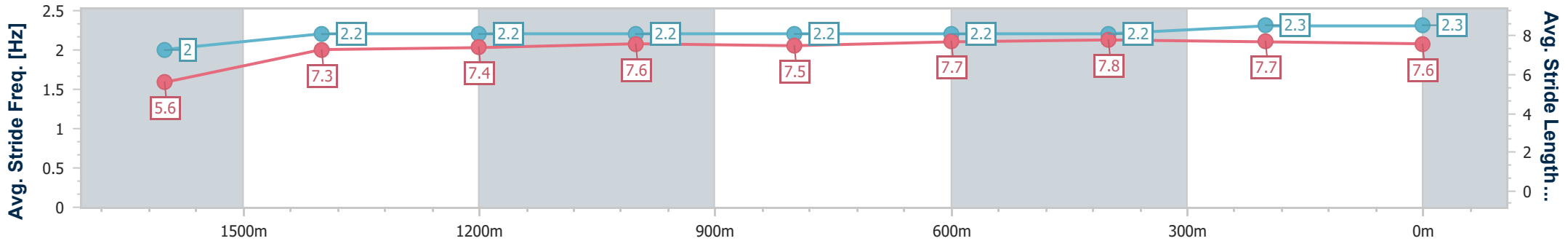
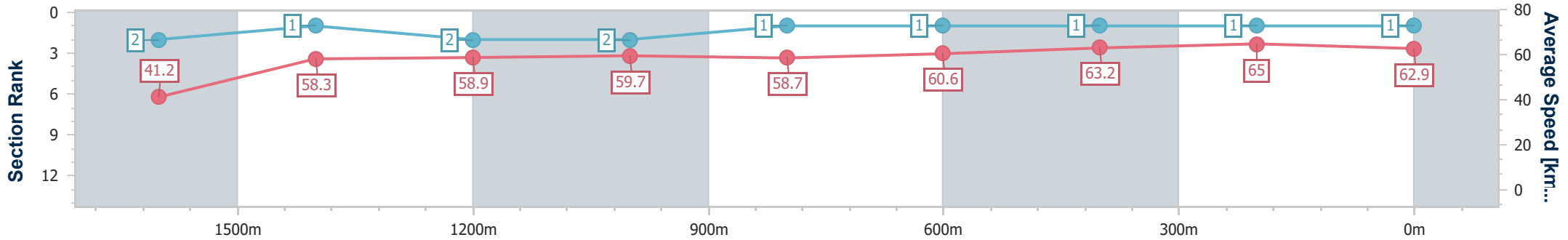
**Aquis Park Gold Coast QLD Professional**  
**Race 3: SIMON SAYS LANDSCAPING BENCHMARK 80**  
**Handicap - 1700m**



26 November 2022 - 13:13

Track Rating: Good 3, Weather: Fine, Rail Position: True Entire Course

| Section                | Overall                  | 1600m                    | 1400m                    | 1200m                    | 1000m                    | 800m                     | 600m                     | 400m                     | 200m                     |  |  |  |
|------------------------|--------------------------|--------------------------|--------------------------|--------------------------|--------------------------|--------------------------|--------------------------|--------------------------|--------------------------|--|--|--|
| Section Times          | 1:43.37 [1]<br>(0:08.76) | 1:34.61 [2]<br>(0:12.35) | 1:22.26 [1]<br>(0:12.21) | 1:10.05 [2]<br>(0:12.05) | 0:58.00 [2]<br>(0:12.23) | 0:45.77 [1]<br>(0:11.87) | 0:33.90 [1]<br>(0:11.37) | 0:22.53 [1]<br>(0:11.08) | 0:11.45 [1]<br>(0:11.45) |  |  |  |
| Average Speed [km/h]   | 41.2                     | 58.3                     | 58.9                     | 59.7                     | 58.7                     | 60.6                     | 63.2                     | 65.0                     | 62.9                     |  |  |  |
| Top Speed [km/h]       | 59.1                     | 59.7                     | 60.1                     | 60.6                     | 59.4                     | 62.4                     | 64.2                     | 66.0                     | 65.3                     |  |  |  |
| Avg. Dist. to Rail [m] | 1.5                      | 0.3                      | 0.3                      | 0.2                      | 0.6                      | 0.4                      | 0.2                      | 0.6                      | 2.4                      |  |  |  |
| Avg. Stride Freq. [Hz] | 2.0                      | 2.2                      | 2.2                      | 2.2                      | 2.2                      | 2.2                      | 2.2                      | 2.3                      | 2.3                      |  |  |  |
| Avg. Stride Length [m] | 5.6                      | 7.3                      | 7.4                      | 7.6                      | 7.5                      | 7.7                      | 7.8                      | 7.7                      | 7.6                      |  |  |  |



- [ ] Ranking at each section and finish
- .-.- No data available at this section
- NA No data available



|                                |                   |
|--------------------------------|-------------------|
| Horse/Jockey Name              | Irish Playboy     |
| Final Rank                     | 2                 |
| Fastest Section Time (Section) | 0:08.85 (Overall) |
| Top Speed [km/h] (Section)     | 66.5 (400m)       |
| Race State                     | Finished          |



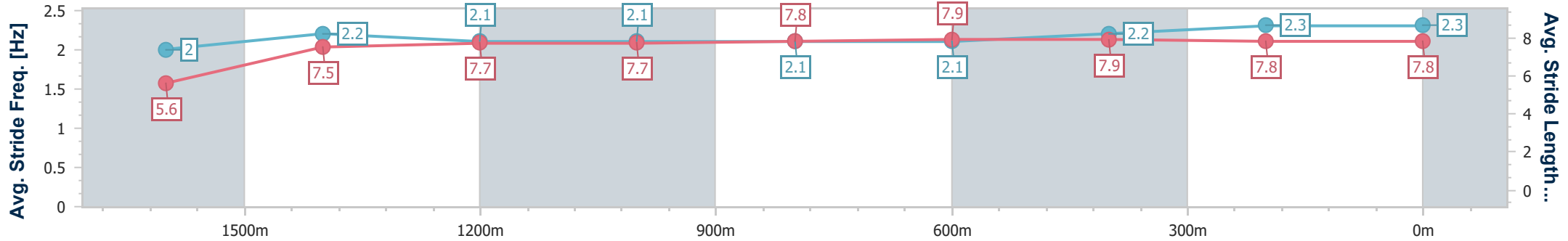
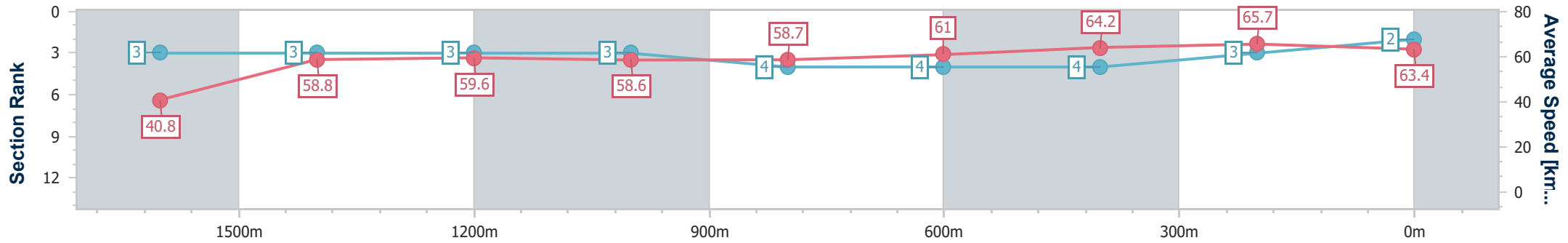
Aquis Park Gold Coast QLD Professional  
Race 3: SIMON SAYS LANDSCAPING BENCHMARK 80  
Handicap - 1700m



26 November 2022 - 13:13

Track Rating: Good 3, Weather: Fine, Rail Position: True Entire Course

| Section                | Overall                  | 1600m                    | 1400m                    | 1200m                    | 1000m                    | 800m                     | 600m                     | 400m                     | 200m                     |  |  |  |  |
|------------------------|--------------------------|--------------------------|--------------------------|--------------------------|--------------------------|--------------------------|--------------------------|--------------------------|--------------------------|--|--|--|--|
| Section Times          | 1:43.38 [2]<br>(0:08.85) | 1:34.53 [3]<br>(0:12.40) | 1:22.13 [3]<br>(0:12.12) | 1:10.01 [3]<br>(0:12.27) | 0:57.74 [3]<br>(0:12.26) | 0:45.48 [4]<br>(0:11.81) | 0:33.67 [4]<br>(0:11.32) | 0:22.35 [4]<br>(0:11.00) | 0:11.35 [3]<br>(0:11.35) |  |  |  |  |
| Average Speed [km/h]   | 40.8                     | 58.8                     | 59.6                     | 58.6                     | 58.7                     | 61.0                     | 64.2                     | 65.7                     | 63.4                     |  |  |  |  |
| Top Speed [km/h]       | 58.7                     | 59.5                     | 60.8                     | 60.2                     | 59.9                     | 62.8                     | 65.7                     | 66.5                     | 65.6                     |  |  |  |  |
| Avg. Dist. to Rail [m] | 7.9                      | 2.8                      | 1.3                      | 1.1                      | 0.3                      | 0.4                      | 2.1                      | 3.8                      | 4.4                      |  |  |  |  |
| Avg. Stride Freq. [Hz] | 2.0                      | 2.2                      | 2.1                      | 2.1                      | 2.1                      | 2.1                      | 2.2                      | 2.3                      | 2.3                      |  |  |  |  |
| Avg. Stride Length [m] | 5.6                      | 7.5                      | 7.7                      | 7.7                      | 7.8                      | 7.9                      | 7.9                      | 7.8                      | 7.8                      |  |  |  |  |



- [ ] Ranking at each section and finish
- .-.- No data available at this section
- NA No data available



|                                |                   |
|--------------------------------|-------------------|
| Horse/Jockey Name              | Command King      |
| Final Rank                     | 3                 |
| Fastest Section Time (Section) | 0:08.95 (Overall) |
| Top Speed [km/h] (Section)     | 66.0 (400m)       |
| Race State                     | Finished          |



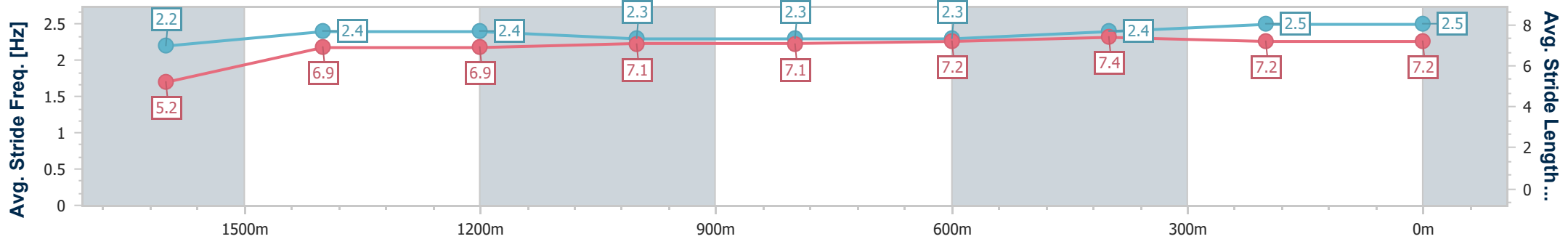
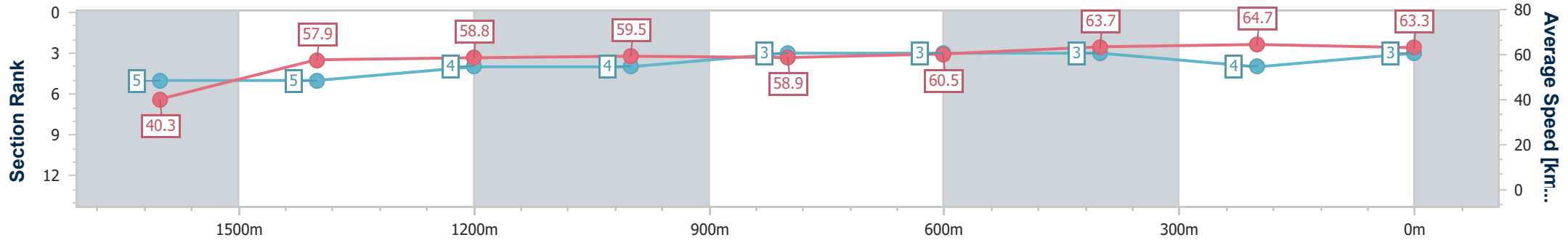
Aquis Park Gold Coast QLD Professional  
Race 3: SIMON SAYS LANDSCAPING BENCHMARK 80  
Handicap - 1700m



26 November 2022 - 13:13

Track Rating: Good 3, Weather: Fine, Rail Position: True Entire Course

| Section                | Overall                  | 1600m                    | 1400m                    | 1200m                    | 1000m                    | 800m                     | 600m                     | 400m                     | 200m                     |  |  |  |
|------------------------|--------------------------|--------------------------|--------------------------|--------------------------|--------------------------|--------------------------|--------------------------|--------------------------|--------------------------|--|--|--|
| Section Times          | 1:43.52 [3]<br>(0:08.95) | 1:34.57 [5]<br>(0:12.42) | 1:22.15 [5]<br>(0:12.23) | 1:09.92 [4]<br>(0:12.09) | 0:57.83 [4]<br>(0:12.16) | 0:45.67 [3]<br>(0:11.86) | 0:33.81 [3]<br>(0:11.31) | 0:22.50 [3]<br>(0:11.14) | 0:11.36 [4]<br>(0:11.36) |  |  |  |
| Average Speed [km/h]   | 40.3                     | 57.9                     | 58.8                     | 59.5                     | 58.9                     | 60.5                     | 63.7                     | 64.7                     | 63.3                     |  |  |  |
| Top Speed [km/h]       | 58.7                     | 58.8                     | 61.1                     | 61.1                     | 60.4                     | 62.6                     | 65.5                     | 66.0                     | 65.3                     |  |  |  |
| Avg. Dist. to Rail [m] | 4.8                      | 0.7                      | 0.2                      | 0.2                      | 0.9                      | 0.8                      | 0.4                      | 0.8                      | 2.0                      |  |  |  |
| Avg. Stride Freq. [Hz] | 2.2                      | 2.4                      | 2.4                      | 2.3                      | 2.3                      | 2.3                      | 2.4                      | 2.5                      | 2.5                      |  |  |  |
| Avg. Stride Length [m] | 5.2                      | 6.9                      | 6.9                      | 7.1                      | 7.1                      | 7.2                      | 7.4                      | 7.2                      | 7.2                      |  |  |  |



- [ ] Ranking at each section and finish
- .-.- No data available at this section
- NA No data available



|                                |                   |
|--------------------------------|-------------------|
| Horse/Jockey Name              | Indian Dreamer    |
| Final Rank                     | 4                 |
| Fastest Section Time (Section) | 0:08.87 (Overall) |
| Top Speed [km/h] (Section)     | 68.6 (600m)       |
| Race State                     | Finished          |



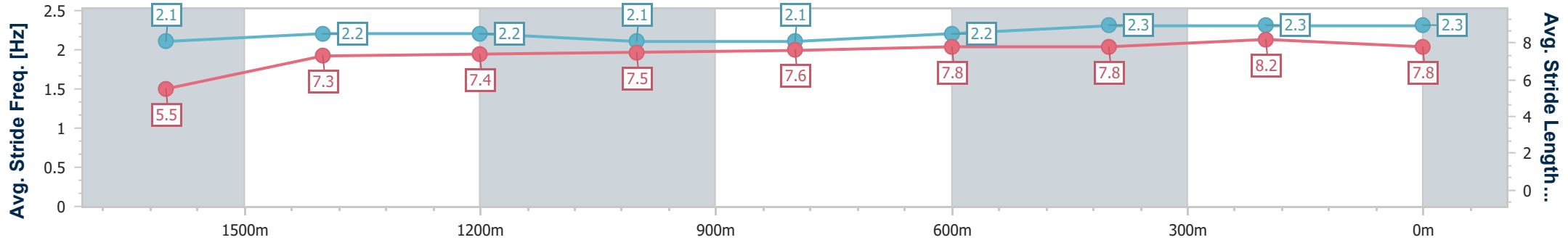
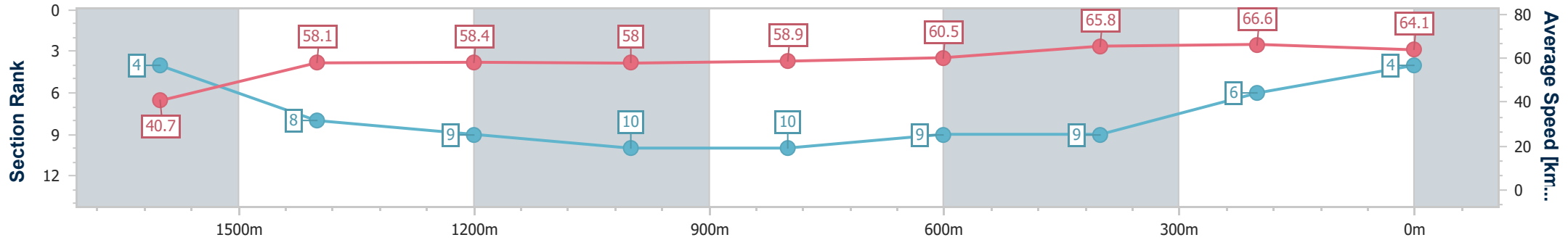
Aquis Park Gold Coast QLD Professional  
Race 3: SIMON SAYS LANDSCAPING BENCHMARK 80  
Handicap - 1700m



26 November 2022 - 13:13

Track Rating: Good 3, Weather: Fine, Rail Position: True Entire Course

| Section                | Overall                  | 1600m                    | 1400m                    | 1200m                    | 1000m                     | 800m                      | 600m                     | 400m                     | 200m                     |  |  |  |
|------------------------|--------------------------|--------------------------|--------------------------|--------------------------|---------------------------|---------------------------|--------------------------|--------------------------|--------------------------|--|--|--|
| Section Times          | 1:43.59 [4]<br>(0:08.87) | 1:34.72 [4]<br>(0:12.78) | 1:21.94 [8]<br>(0:12.43) | 1:09.51 [9]<br>(0:12.41) | 0:57.10 [10]<br>(0:12.25) | 0:44.85 [10]<br>(0:11.88) | 0:32.97 [9]<br>(0:10.92) | 0:22.05 [9]<br>(0:10.81) | 0:11.24 [6]<br>(0:11.24) |  |  |  |
| Average Speed [km/h]   | 40.7                     | 58.1                     | 58.4                     | 58.0                     | 58.9                      | 60.5                      | 65.8                     | 66.6                     | 64.1                     |  |  |  |
| Top Speed [km/h]       | 57.3                     | 59.5                     | 59.4                     | 59.5                     | 60.8                      | 62.0                      | 68.6                     | 67.5                     | 66.6                     |  |  |  |
| Avg. Dist. to Rail [m] | 10.5                     | 6.2                      | 3.1                      | 2.3                      | 0.4                       | 0.2                       | 0.5                      | 1.1                      | 3.1                      |  |  |  |
| Avg. Stride Freq. [Hz] | 2.1                      | 2.2                      | 2.2                      | 2.1                      | 2.1                       | 2.2                       | 2.3                      | 2.3                      | 2.3                      |  |  |  |
| Avg. Stride Length [m] | 5.5                      | 7.3                      | 7.4                      | 7.5                      | 7.6                       | 7.8                       | 7.8                      | 8.2                      | 7.8                      |  |  |  |



- [ ] Ranking at each section and finish
- .-.- No data available at this section
- NA No data available



|                                |                   |
|--------------------------------|-------------------|
| Horse/Jockey Name              | Raging Pole       |
| Final Rank                     | 5                 |
| Fastest Section Time (Section) | 0:09.13 (Overall) |
| Top Speed [km/h] (Section)     | 67.6 (400m)       |
| Race State                     | Finished          |



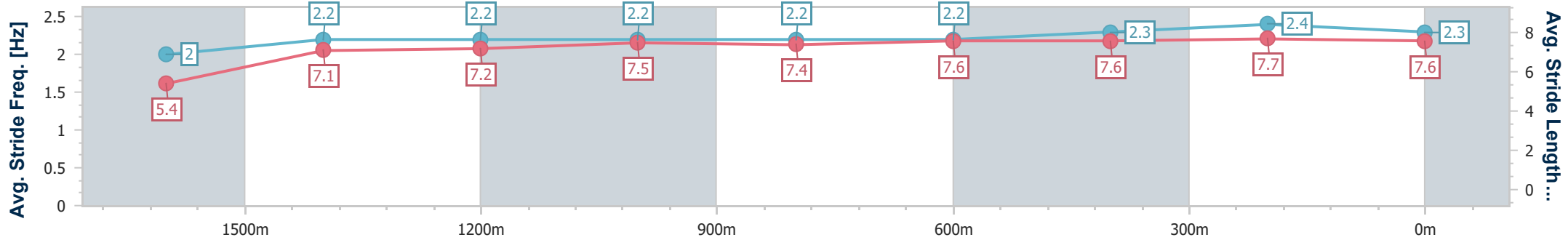
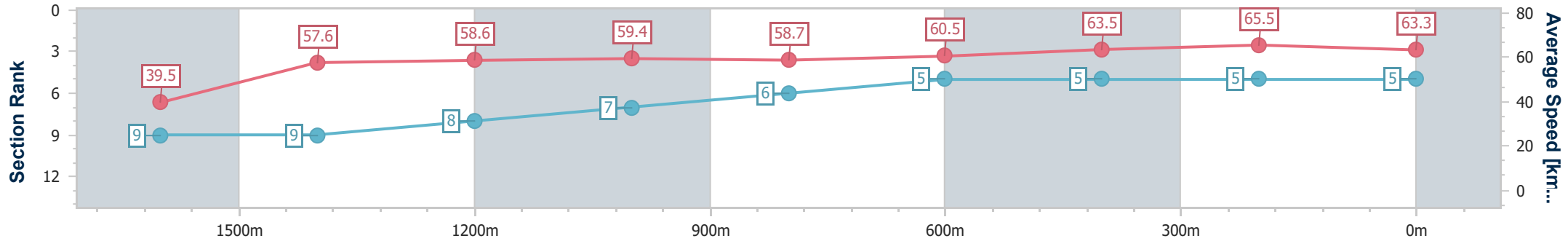
**Aquis Park Gold Coast QLD Professional**  
**Race 3: SIMON SAYS LANDSCAPING BENCHMARK 80**  
**Handicap - 1700m**



26 November 2022 - 13:13

Track Rating: Good 3, Weather: Fine, Rail Position: True Entire Course

| Section                | Overall                  | 1600m                    | 1400m                    | 1200m                    | 1000m                    | 800m                     | 600m                     | 400m                     | 200m                     |  |  |  |
|------------------------|--------------------------|--------------------------|--------------------------|--------------------------|--------------------------|--------------------------|--------------------------|--------------------------|--------------------------|--|--|--|
| Section Times          | 1:43.62 [5]<br>(0:09.13) | 1:34.49 [9]<br>(0:12.57) | 1:21.92 [9]<br>(0:12.30) | 1:09.62 [8]<br>(0:12.11) | 0:57.51 [7]<br>(0:12.09) | 0:45.42 [6]<br>(0:11.75) | 0:33.67 [5]<br>(0:11.28) | 0:22.39 [5]<br>(0:11.00) | 0:11.39 [5]<br>(0:11.39) |  |  |  |
| Average Speed [km/h]   | 39.5                     | 57.6                     | 58.6                     | 59.4                     | 58.7                     | 60.5                     | 63.5                     | 65.5                     | 63.3                     |  |  |  |
| Top Speed [km/h]       | 58.1                     | 59.4                     | 61.3                     | 61.5                     | 59.6                     | 61.7                     | 65.7                     | 67.6                     | 65.2                     |  |  |  |
| Avg. Dist. to Rail [m] | 3.0                      | 1.0                      | 0.3                      | 0.7                      | 2.8                      | 3.1                      | 0.8                      | 1.9                      | 5.1                      |  |  |  |
| Avg. Stride Freq. [Hz] | 2.0                      | 2.2                      | 2.2                      | 2.2                      | 2.2                      | 2.2                      | 2.3                      | 2.4                      | 2.3                      |  |  |  |
| Avg. Stride Length [m] | 5.4                      | 7.1                      | 7.2                      | 7.5                      | 7.4                      | 7.6                      | 7.6                      | 7.7                      | 7.6                      |  |  |  |



- [ ] Ranking at each section and finish
- .-.- No data available at this section
- NA No data available



|                                |                   |
|--------------------------------|-------------------|
| Horse/Jockey Name              | Trevelyan         |
| Final Rank                     | 6                 |
| Fastest Section Time (Section) | 0:09.00 (Overall) |
| Top Speed [km/h] (Section)     | 65.3 (400m)       |
| Race State                     | Finished          |



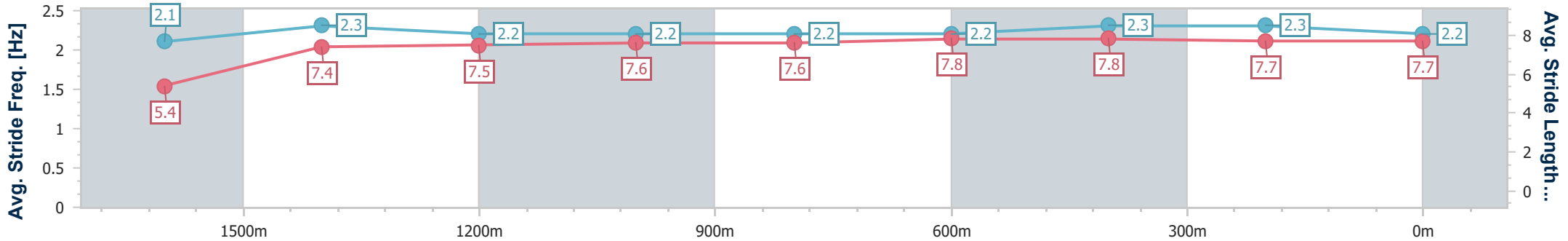
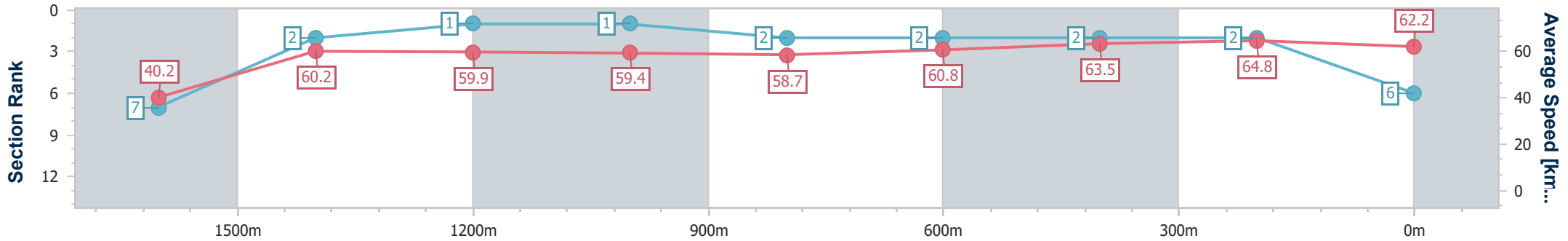
Aquis Park Gold Coast QLD Professional  
 Race 3: SIMON SAYS LANDSCAPING BENCHMARK 80  
 Handicap - 1700m



26 November 2022 - 13:13

Track Rating: Good 3, Weather: Fine, Rail Position: True Entire Course

| Section                | Overall                  | 1600m                    | 1400m                    | 1200m                    | 1000m                    | 800m                     | 600m                     | 400m                     | 200m                     |  |  |  |
|------------------------|--------------------------|--------------------------|--------------------------|--------------------------|--------------------------|--------------------------|--------------------------|--------------------------|--------------------------|--|--|--|
| Section Times          | 1:43.63 [6]<br>(0:09.00) | 1:34.63 [7]<br>(0:12.16) | 1:22.47 [2]<br>(0:12.09) | 1:10.38 [1]<br>(0:12.12) | 0:58.26 [1]<br>(0:12.34) | 0:45.92 [2]<br>(0:11.88) | 0:34.04 [2]<br>(0:11.34) | 0:22.70 [2]<br>(0:11.14) | 0:11.56 [2]<br>(0:11.56) |  |  |  |
| Average Speed [km/h]   | 40.2                     | 60.2                     | 59.9                     | 59.4                     | 58.7                     | 60.8                     | 63.5                     | 64.8                     | 62.2                     |  |  |  |
| Top Speed [km/h]       | 58.8                     | 61.3                     | 61.1                     | 61.8                     | 59.4                     | 62.2                     | 64.9                     | 65.3                     | 64.7                     |  |  |  |
| Avg. Dist. to Rail [m] | 8.7                      | 3.6                      | 1.4                      | 1.5                      | 1.2                      | 0.7                      | 0.3                      | 1.4                      | 3.8                      |  |  |  |
| Avg. Stride Freq. [Hz] | 2.1                      | 2.3                      | 2.2                      | 2.2                      | 2.2                      | 2.2                      | 2.3                      | 2.3                      | 2.2                      |  |  |  |
| Avg. Stride Length [m] | 5.4                      | 7.4                      | 7.5                      | 7.6                      | 7.6                      | 7.8                      | 7.8                      | 7.7                      | 7.7                      |  |  |  |



- [ ] Ranking at each section and finish
- .-.- No data available at this section
- NA No data available





|                                |                   |
|--------------------------------|-------------------|
| Horse/Jockey Name              | Montabot          |
| Final Rank                     | 7                 |
| Fastest Section Time (Section) | 0:09.31 (Overall) |
| Top Speed [km/h] (Section)     | 66.6 (600m)       |
| Race State                     | Finished          |



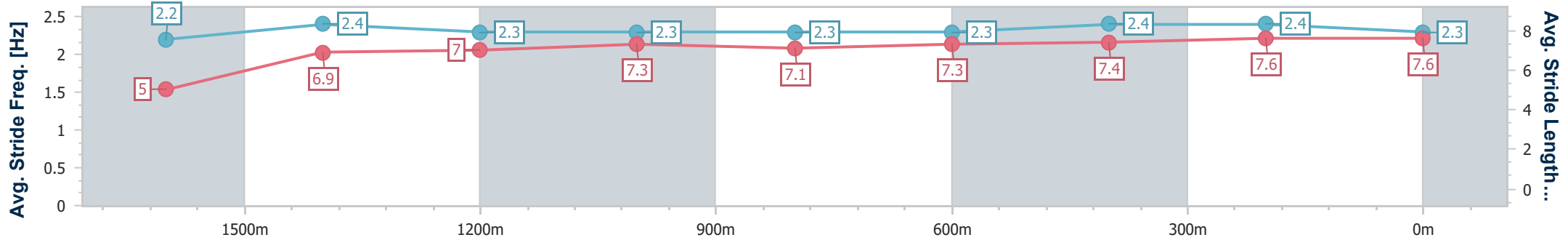
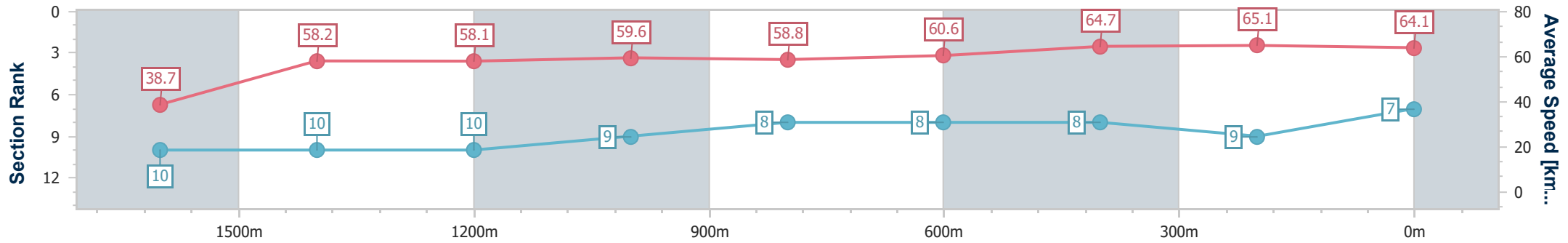
**Aquis Park Gold Coast QLD Professional**  
**Race 3: SIMON SAYS LANDSCAPING BENCHMARK 80**  
**Handicap - 1700m**



26 November 2022 - 13:13

Track Rating: Good 3, Weather: Fine, Rail Position: True Entire Course

| Section                | Overall                  | 1600m                     | 1400m                     | 1200m                     | 1000m                    | 800m                     | 600m                     | 400m                     | 200m                     |  |  |  |
|------------------------|--------------------------|---------------------------|---------------------------|---------------------------|--------------------------|--------------------------|--------------------------|--------------------------|--------------------------|--|--|--|
| Section Times          | 1:43.70 [7]<br>(0:09.31) | 1:34.39 [10]<br>(0:12.46) | 1:21.93 [10]<br>(0:12.44) | 1:09.49 [10]<br>(0:12.08) | 0:57.41 [9]<br>(0:12.17) | 0:45.24 [8]<br>(0:11.81) | 0:33.43 [8]<br>(0:11.11) | 0:22.32 [8]<br>(0:11.10) | 0:11.22 [9]<br>(0:11.22) |  |  |  |
| Average Speed [km/h]   | 38.7                     | 58.2                      | 58.1                      | 59.6                      | 58.8                     | 60.6                     | 64.7                     | 65.1                     | 64.1                     |  |  |  |
| Top Speed [km/h]       | 55.5                     | 61.7                      | 60.4                      | 61.9                      | 60.6                     | 61.7                     | 66.6                     | 66.4                     | 65.5                     |  |  |  |
| Avg. Dist. to Rail [m] | 10.1                     | 1.7                       | 0.9                       | 0.4                       | 1.3                      | 1.3                      | 0.7                      | 2.4                      | 5.7                      |  |  |  |
| Avg. Stride Freq. [Hz] | 2.2                      | 2.4                       | 2.3                       | 2.3                       | 2.3                      | 2.3                      | 2.4                      | 2.4                      | 2.3                      |  |  |  |
| Avg. Stride Length [m] | 5.0                      | 6.9                       | 7.0                       | 7.3                       | 7.1                      | 7.3                      | 7.4                      | 7.6                      | 7.6                      |  |  |  |



- [ ] Ranking at each section and finish
- .-.- No data available at this section
- NA No data available



|                                |                   |
|--------------------------------|-------------------|
| Horse/Jockey Name              | Drive A Deel      |
| Final Rank                     | 8                 |
| Fastest Section Time (Section) | 0:08.68 (Overall) |
| Top Speed [km/h] (Section)     | 66.6 (600m)       |
| Race State                     | Finished          |



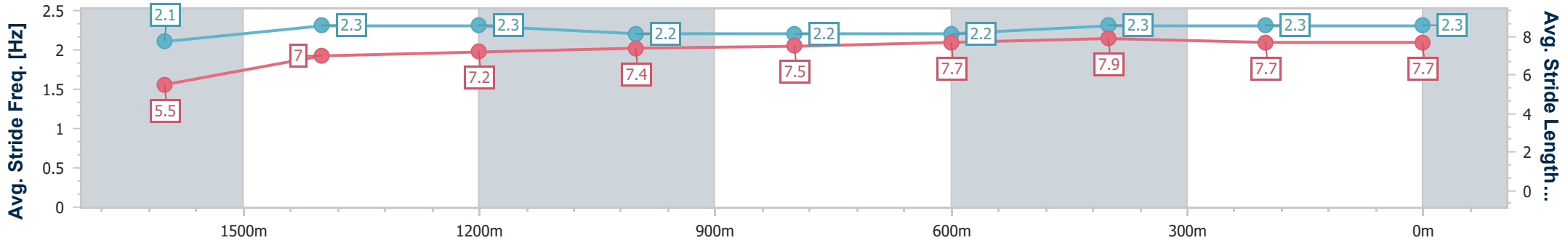
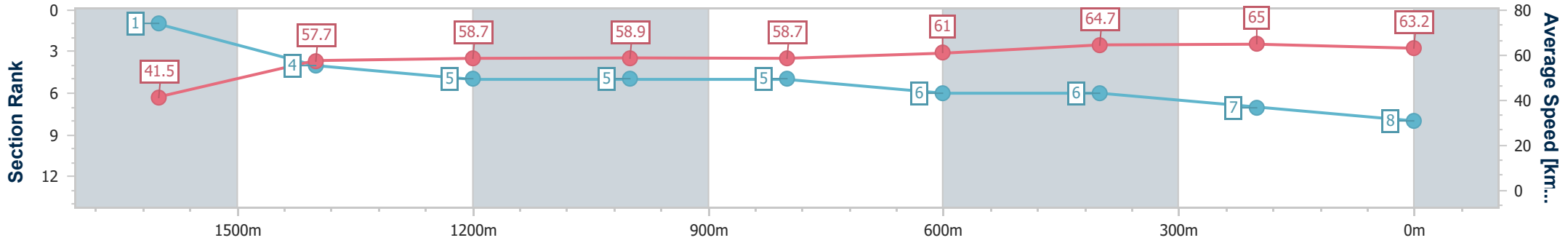
Aquis Park Gold Coast QLD Professional  
Race 3: SIMON SAYS LANDSCAPING BENCHMARK 80  
Handicap - 1700m



26 November 2022 - 13:13

Track Rating: Good 3, Weather: Fine, Rail Position: True Entire Course

| Section                | Overall                  | 1600m                    | 1400m                    | 1200m                    | 1000m                    | 800m                     | 600m                     | 400m                     | 200m                     |  |  |  |
|------------------------|--------------------------|--------------------------|--------------------------|--------------------------|--------------------------|--------------------------|--------------------------|--------------------------|--------------------------|--|--|--|
| Section Times          | 1:43.70 [8]<br>(0:08.68) | 1:35.02 [1]<br>(0:12.58) | 1:22.44 [4]<br>(0:12.30) | 1:10.14 [5]<br>(0:12.23) | 0:57.91 [5]<br>(0:12.29) | 0:45.62 [5]<br>(0:11.82) | 0:33.80 [6]<br>(0:11.28) | 0:22.52 [6]<br>(0:11.12) | 0:11.40 [7]<br>(0:11.40) |  |  |  |
| Average Speed [km/h]   | 41.5                     | 57.7                     | 58.7                     | 58.9                     | 58.7                     | 61.0                     | 64.7                     | 65.0                     | 63.2                     |  |  |  |
| Top Speed [km/h]       | 58.3                     | 59.3                     | 60.5                     | 60.2                     | 60.3                     | 63.4                     | 66.6                     | 66.0                     | 65.2                     |  |  |  |
| Avg. Dist. to Rail [m] | 6.1                      | 1.8                      | 1.9                      | 1.8                      | 0.4                      | 0.6                      | 2.3                      | 4.6                      | 6.1                      |  |  |  |
| Avg. Stride Freq. [Hz] | 2.1                      | 2.3                      | 2.3                      | 2.2                      | 2.2                      | 2.2                      | 2.3                      | 2.3                      | 2.3                      |  |  |  |
| Avg. Stride Length [m] | 5.5                      | 7.0                      | 7.2                      | 7.4                      | 7.5                      | 7.7                      | 7.9                      | 7.7                      | 7.7                      |  |  |  |



- [ ] Ranking at each section and finish
- .-.- No data available at this section
- NA No data available



|                                |                   |
|--------------------------------|-------------------|
| Horse/Jockey Name              | Loveplanet        |
| Final Rank                     | 9                 |
| Fastest Section Time (Section) | 0:09.08 (Overall) |
| Top Speed [km/h] (Section)     | 67.2 (600m)       |
| Race State                     | Finished          |



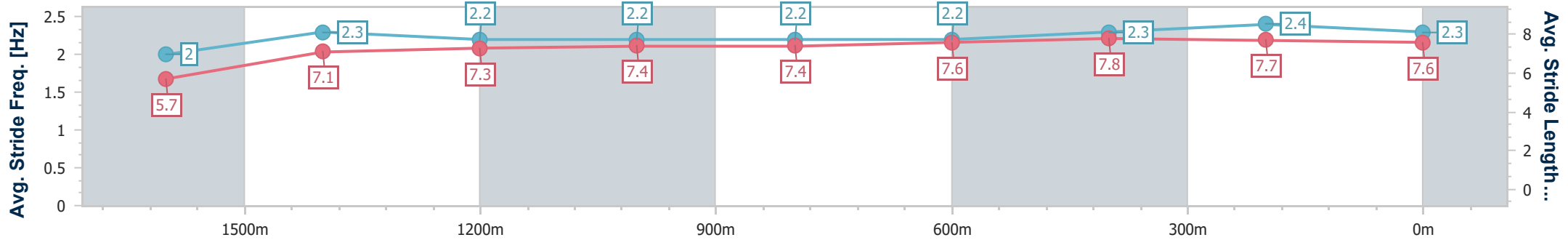
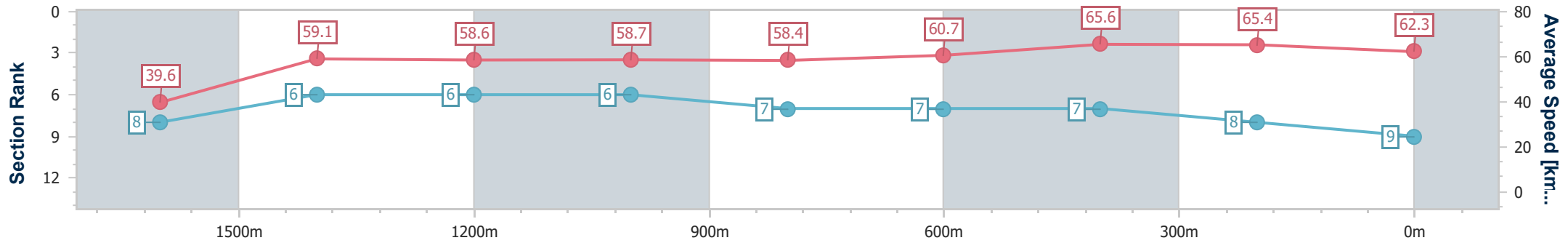
Aquis Park Gold Coast QLD Professional  
Race 3: SIMON SAYS LANDSCAPING BENCHMARK 80  
Handicap - 1700m



26 November 2022 - 13:13

Track Rating: Good 3, Weather: Fine, Rail Position: True Entire Course

| Section                | Overall                  | 1600m                    | 1400m                    | 1200m                    | 1000m                    | 800m                     | 600m                     | 400m                     | 200m                     |  |  |  |
|------------------------|--------------------------|--------------------------|--------------------------|--------------------------|--------------------------|--------------------------|--------------------------|--------------------------|--------------------------|--|--|--|
| Section Times          | 1:44.03 [9]<br>(0:09.08) | 1:34.95 [8]<br>(0:12.36) | 1:22.59 [6]<br>(0:12.32) | 1:10.27 [6]<br>(0:12.29) | 0:57.98 [6]<br>(0:12.36) | 0:45.62 [7]<br>(0:11.89) | 0:33.73 [7]<br>(0:11.11) | 0:22.62 [7]<br>(0:11.07) | 0:11.55 [8]<br>(0:11.55) |  |  |  |
| Average Speed [km/h]   | 39.6                     | 59.1                     | 58.6                     | 58.7                     | 58.4                     | 60.7                     | 65.6                     | 65.4                     | 62.3                     |  |  |  |
| Top Speed [km/h]       | 56.5                     | 60.8                     | 61.4                     | 61.4                     | 60.6                     | 62.7                     | 67.2                     | 65.9                     | 64.4                     |  |  |  |
| Avg. Dist. to Rail [m] | 6.7                      | 2.7                      | 1.7                      | 1.5                      | 0.6                      | 0.7                      | 2.2                      | 5.4                      | 8.0                      |  |  |  |
| Avg. Stride Freq. [Hz] | 2.0                      | 2.3                      | 2.2                      | 2.2                      | 2.2                      | 2.2                      | 2.3                      | 2.4                      | 2.3                      |  |  |  |
| Avg. Stride Length [m] | 5.7                      | 7.1                      | 7.3                      | 7.4                      | 7.4                      | 7.6                      | 7.8                      | 7.7                      | 7.6                      |  |  |  |



- [ ] Ranking at each section and finish
- .-.- No data available at this section
- NA No data available



|                                |                   |
|--------------------------------|-------------------|
| Horse/Jockey Name              | Slow Hands        |
| Final Rank                     | 10                |
| Fastest Section Time (Section) | 0:08.99 (Overall) |
| Top Speed [km/h] (Section)     | 66.5 (600m)       |
| Race State                     | Finished          |



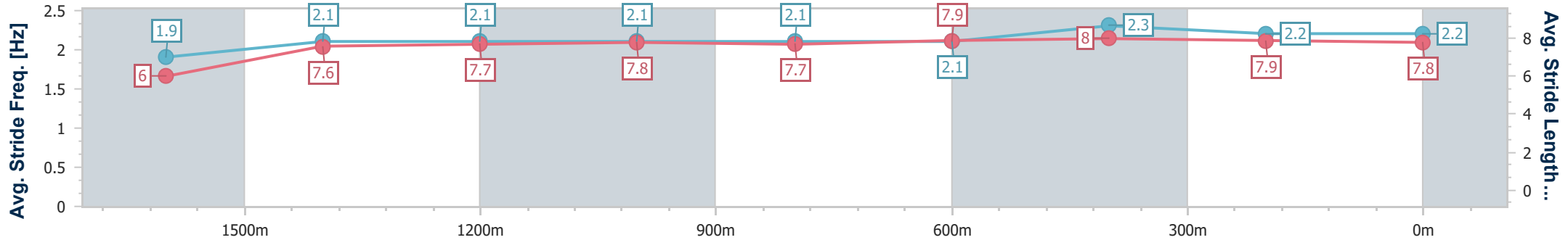
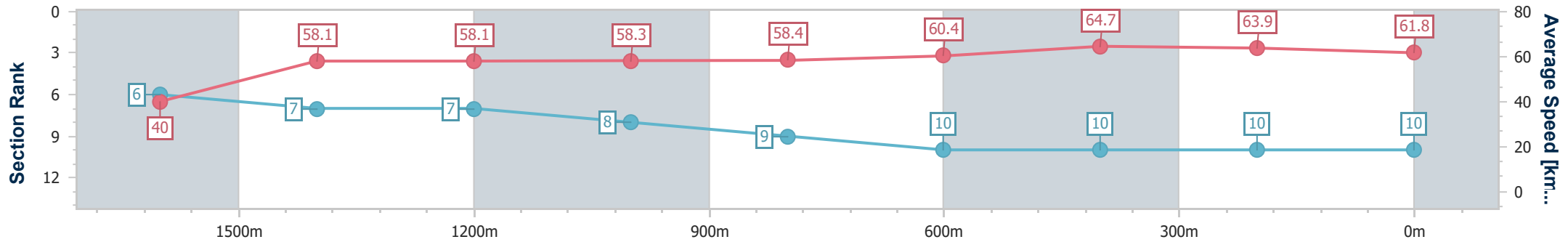
Aquis Park Gold Coast QLD Professional  
 Race 3: SIMON SAYS LANDSCAPING BENCHMARK 80  
 Handicap - 1700m



26 November 2022 - 13:13

Track Rating: Good 3, Weather: Fine, Rail Position: True Entire Course

| Section                | Overall                   | 1600m                    | 1400m                    | 1200m                    | 1000m                    | 800m                     | 600m                      | 400m                      | 200m                      |  |  |  |
|------------------------|---------------------------|--------------------------|--------------------------|--------------------------|--------------------------|--------------------------|---------------------------|---------------------------|---------------------------|--|--|--|
| Section Times          | 1:44.82 [10]<br>(0:08.99) | 1:35.83 [6]<br>(0:12.52) | 1:23.31 [7]<br>(0:12.44) | 1:10.87 [7]<br>(0:12.36) | 0:58.51 [8]<br>(0:12.38) | 0:46.13 [9]<br>(0:11.94) | 0:34.19 [10]<br>(0:11.23) | 0:22.96 [10]<br>(0:11.33) | 0:11.63 [10]<br>(0:11.63) |  |  |  |
| Average Speed [km/h]   | 40.0                      | 58.1                     | 58.1                     | 58.3                     | 58.4                     | 60.4                     | 64.7                      | 63.9                      | 61.8                      |  |  |  |
| Top Speed [km/h]       | 55.3                      | 59.8                     | 60.3                     | 60.3                     | 60.1                     | 62.2                     | 66.5                      | 64.4                      | 64.0                      |  |  |  |
| Avg. Dist. to Rail [m] | 4.0                       | 2.1                      | 1.5                      | 1.7                      | 0.6                      | 0.6                      | 1.8                       | 4.9                       | 6.9                       |  |  |  |
| Avg. Stride Freq. [Hz] | 1.9                       | 2.1                      | 2.1                      | 2.1                      | 2.1                      | 2.1                      | 2.3                       | 2.2                       | 2.2                       |  |  |  |
| Avg. Stride Length [m] | 6.0                       | 7.6                      | 7.7                      | 7.8                      | 7.7                      | 7.9                      | 8.0                       | 7.9                       | 7.8                       |  |  |  |



- [ ] Ranking at each section and finish
- .-.- No data available at this section
- NA No data available