



# Toowoomba QLD Professional

## Race 5: REMEMBERING CAITLIN Class 2 Plate - 1850m

19 November 2022 - 19:05



Track Rating: Good 3, Weather: Fine, Rail Position: +5m Entire Course

Section													Field Times	
		Overall	1600m	1400m	1200m	1000m	800m	600m	Last 600m					
		1:54.75 (0:17.85)	1:36.90 (0:10.81)	1:26.09 (0:11.21)	1:14.88 (0:12.04)	1:02.84 (0:12.70)	0:50.14 (0:12.46)	0:37.68 (0:12.72)	0:37.68					
Rank	TAB	Horse/Jockey	Barrier	Top Speed [km/h]	Fastest Section								Distance Travelled [m]	
1	7	MADAME MO Jake Molloy	4	67.9 1600m	0:10.91 1600m	1:54.75 [1] (0:18.65)	1:36.10 [4] (0:10.91)	1:25.19 [5] (0:11.37)	1:13.82 [5] (0:11.80)	1:02.02 [5] (0:12.71)	0:49.31 [5] (0:12.54)	0:36.77 [6] (0:12.47)	0:36.77	
2	6	FLYING JOY Nathan Evans	2	68.4 1600m	0:10.69 1600m	1:54.76 [2] (0:18.93)	1:35.83 [6] (0:10.69)	1:25.14 [6] (0:11.50)	1:13.64 [6] (0:11.95)	1:01.69 [6] (0:12.43)	0:49.26 [6] (0:12.37)	0:36.89 [5] (0:12.23)	0:36.89	-6
3	4	GUTS 'N' GLORY Matthew Powell	1	66.9 1600m	0:10.81 1600m	1:55.17 [3] (0:18.32)	1:36.85 [3] (0:10.81)	1:26.04 [3] (0:11.53)	1:14.51 [4] (0:11.97)	1:02.54 [4] (0:12.53)	0:50.01 [4] (0:12.54)	0:37.47 [3] (0:12.44)	0:37.47	-3
4	8	ANGEL GRACE Stephanie Lacy	3	68.1 1600m	0:10.90 1600m	1:55.26 [4] (0:19.07)	1:36.19 [7] (0:10.90)	1:25.29 [7] (0:11.46)	1:13.83 [7] (0:11.99)	1:01.84 [7] (0:12.38)	0:49.46 [7] (0:12.37)	0:37.09 [7] (0:12.39)	0:37.09	+1
5	2	CUTABRI Yvette Lewis	5	69.8 Overall	0:10.81 1600m	1:55.28 [5] (0:17.85)	1:37.43 [1] (0:10.81)	1:26.62 [1] (0:11.21)	1:15.41 [1] (0:12.04)	1:03.37 [1] (0:12.70)	0:50.67 [1] (0:12.46)	0:38.21 [1] (0:12.72)	0:38.21	+3
6	1	BUDDY'S TALE Minonette Kennedy	6	69.3 1600m	0:10.59 1600m	1:55.78 [6] (0:18.30)	1:37.48 [2] (0:10.59)	1:26.89 [2] (0:11.35)	1:15.54 [2] (0:12.02)	1:03.52 [2] (0:12.67)	0:50.85 [2] (0:12.68)	0:38.17 [2] (0:12.61)	0:38.17	+2
7	3	HE'S VIRAL Montanna Savva	7	69.1 1400m	0:10.72 1600m	1:56.17 [7] (0:18.71)	1:37.46 [5] (0:10.72)	1:26.74 [4] (0:11.20)	1:15.54 [3] (0:11.79)	1:03.75 [3] (0:12.71)	0:51.04 [3] (0:12.56)	0:38.48 [4] (0:12.55)	0:38.48	+12
8	5	RECALL EVENTS Tessa Townsend	8	63.8 1400m	0:11.46 1600m	1:57.37 [8] (0:19.67)	1:37.70 [8] (0:11.46)	1:26.24 [8] (0:11.70)	1:14.54 [8] (0:12.05)	1:02.49 [8] (0:12.14)	0:50.35 [8] (0:12.45)	0:37.90 [8] (0:12.82)	0:37.90	+2

[ ] Ranking at each section and finish  
 -:-:- No data available at this section  
 NA No data available

SCN Saddle cloth number  
 DNF Did not finish  
 DNT Did not track



**Toowoomba QLD Professional**  
**Race 5: REMEMBERING CAITLIN Class 2 Plate - 1850m**  
**19 November 2022 - 19:05**



Track Rating: Good 3, Weather: Fine, Rail Position: +5m Entire Course

Section				400m	200m			Last 600m
Field Times				0:24.96 (0:12.52)	0:12.44 (0:12.44)			0:37.68
Rank	TAB	Horse/Jockey	Barrier	Top Speed [km/h]	Fastest Section			Distance Travelled [m]
1	7	<b>MADAME MO</b> Jake Molloy	4	67.9 1600m	0:10.91 1600m	0:24.30 [6] (0:12.42)	0:11.88 [5] (0:11.88)	0:36.77
2	6	<b>FLYING JOY</b> Nathan Evans	2	68.4 1600m	0:10.69 1600m	0:24.66 [3] (0:12.21)	0:12.45 [1] (0:12.45)	0:36.89 -6
3	4	<b>GUTS 'N' GLORY</b> Matthew Powell	1	66.9 1600m	0:10.81 1600m	0:25.03 [4] (0:12.51)	0:12.52 [3] (0:12.52)	0:37.47 -3
4	8	<b>ANGEL GRACE</b> Stephanie Lacy	3	68.1 1600m	0:10.90 1600m	0:24.70 [7] (0:12.42)	0:12.28 [6] (0:12.28)	0:37.09 +1
5	2	<b>CUTABRI</b> Yvette Lewis	5	69.8 Overall	0:10.81 1600m	0:25.49 [1] (0:12.68)	0:12.81 [2] (0:12.81)	0:38.21 +3
6	1	<b>BUDDY'S TALE</b> Minonette Kennedy	6	69.3 1600m	0:10.59 1600m	0:25.56 [2] (0:12.69)	0:12.87 [4] (0:12.87)	0:38.17 +2
7	3	<b>HE'S VIRAL</b> Montanna Savva	7	69.1 1400m	0:10.72 1600m	0:25.93 [5] (0:12.95)	0:12.98 [7] (0:12.98)	0:38.48 +12
8	5	<b>RECALL EVENTS</b> Tessa Townsend	8	63.8 1400m	0:11.46 1600m	0:25.08 [8] (0:12.63)	0:12.45 [8] (0:12.45)	0:37.90 +2

[ ] Ranking at each section and finish  
 -:-:- No data available at this section  
 NA No data available

SCN Saddle cloth number  
 DNF Did not finish  
 DNT Did not track



Horse/Jockey Name	Madame Mo
Final Rank	1
Fastest Section Time (Section)	0:10.91 (1600m)
Top Speed [km/h] (Section)	67.9 (1600m)
Race State	Finished



Toowoomba QLD Professional

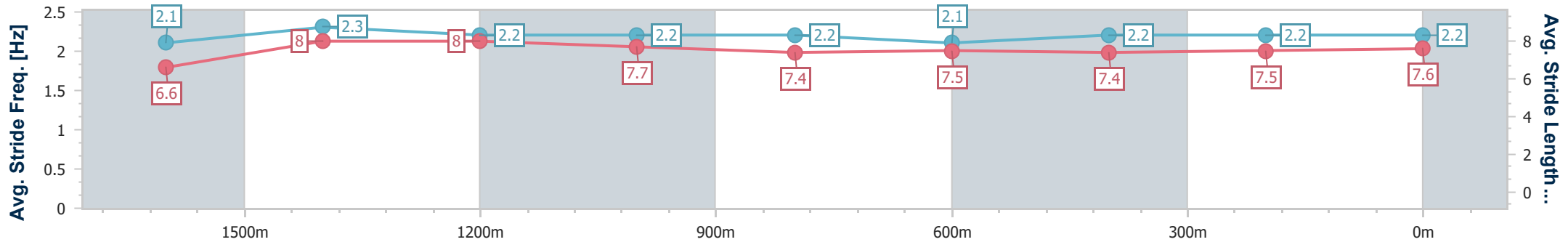
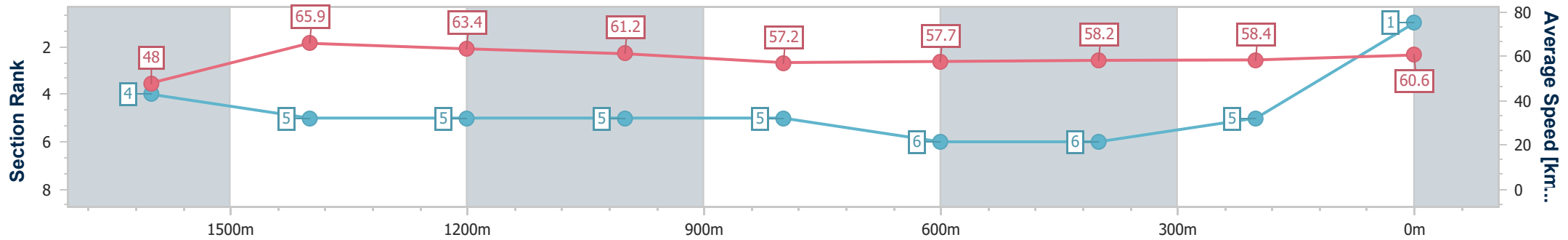
Race 5: REMEMBERING CAITLIN Class 2 Plate - 1850m

19 November 2022 - 19:05

Track Rating: Good 3, Weather: Fine, Rail Position: +5m Entire Course



Section	Overall	1600m	1400m	1200m	1000m	800m	600m	400m	200m
Section Times	1:54.75 [1] (0:18.65)	1:36.10 [4] (0:10.91)	1:25.19 [5] (0:11.37)	1:13.82 [5] (0:11.80)	1:02.02 [5] (0:12.71)	0:49.31 [5] (0:12.54)	0:36.77 [6] (0:12.47)	0:24.30 [6] (0:12.42)	0:11.88 [5] (0:11.88)
Average Speed [km/h]	48.0	65.9	63.4	61.2	57.2	57.7	58.2	58.4	60.6
Top Speed [km/h]	65.9	67.9	67.1	63.1	60.3	59.4	60.9	59.8	61.6
Avg. Dist. to Rail [m]	7.2	1.7	0.8	1.4	2.1	0.3	1.0	1.0	2.9
Avg. Stride Freq. [Hz]	2.1	2.3	2.2	2.2	2.2	2.1	2.2	2.2	2.2
Avg. Stride Length [m]	6.6	8.0	8.0	7.7	7.4	7.5	7.4	7.5	7.6



- [ ] Ranking at each section and finish
- .-.- No data available at this section
- NA No data available



Horse/Jockey Name	Flying Joy
Final Rank	2
Fastest Section Time (Section)	0:10.69 (1600m)
Top Speed [km/h] (Section)	68.4 (1600m)
Race State	Finished



### Toowoomba QLD Professional

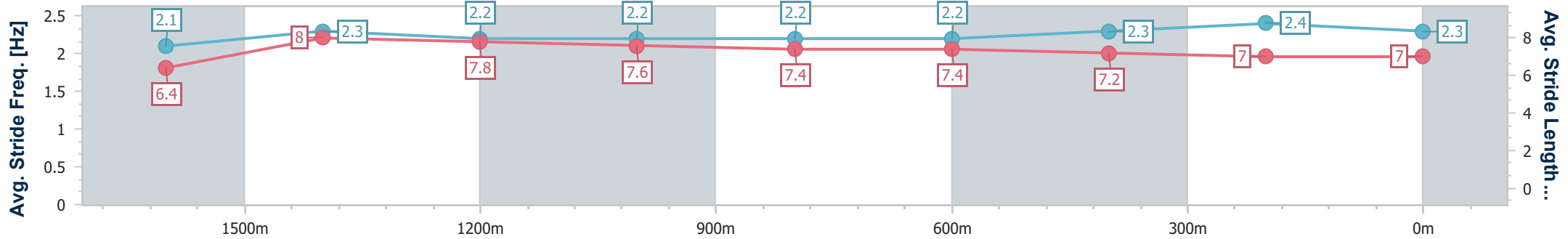
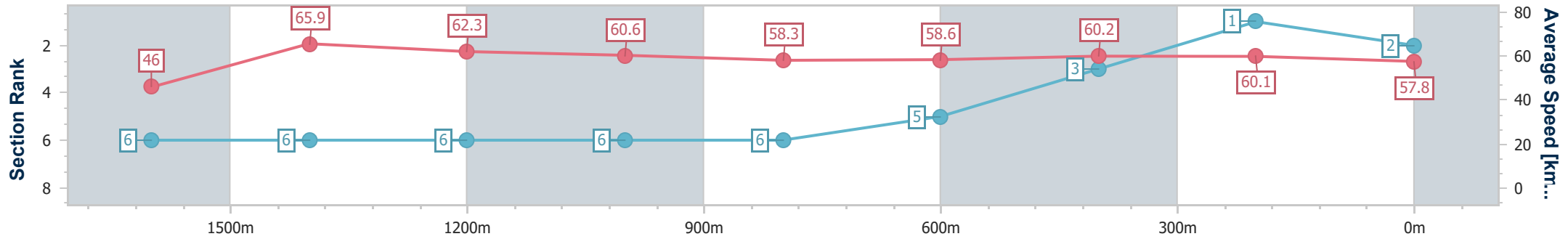
Race 5: REMEMBERING CAITLIN Class 2 Plate - 1850m

19 November 2022 - 19:05

Track Rating: Good 3, Weather: Fine, Rail Position: +5m Entire Course



Section	Overall	1600m	1400m	1200m	1000m	800m	600m	400m	200m
Section Times	1:54.76 [2] (0:18.93)	1:35.83 [6] (0:10.69)	1:25.14 [6] (0:11.50)	1:13.64 [6] (0:11.95)	1:01.69 [6] (0:12.43)	0:49.26 [6] (0:12.37)	0:36.89 [5] (0:12.23)	0:24.66 [3] (0:12.21)	0:12.45 [1] (0:12.45)
Average Speed [km/h]	46.0	65.9	62.3	60.6	58.3	58.6	60.2	60.1	57.8
Top Speed [km/h]	66.4	68.4	66.2	61.6	60.7	61.2	61.5	60.9	59.2
Avg. Dist. to Rail [m]	14.3	6.7	1.7	2.0	1.4	1.3	3.5	3.9	2.2
Avg. Stride Freq. [Hz]	2.1	2.3	2.2	2.2	2.2	2.2	2.3	2.4	2.3
Avg. Stride Length [m]	6.4	8.0	7.8	7.6	7.4	7.4	7.2	7.0	7.0



- [ ] Ranking at each section and finish
- .-.- No data available at this section
- NA No data available



Horse/Jockey Name	Guts 'N' Glory
Final Rank	3
Fastest Section Time (Section)	0:10.81 (1600m)
Top Speed [km/h] (Section)	66.9 (1600m)
Race State	Finished



### Toowoomba QLD Professional

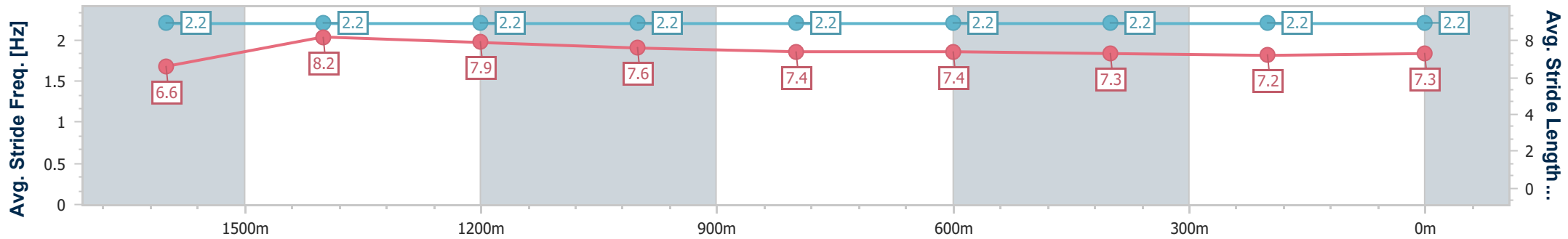
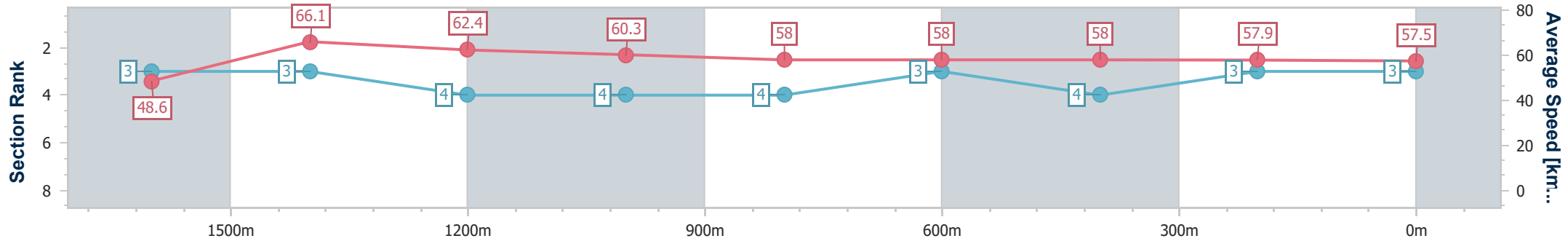
Race 5: REMEMBERING CAITLIN Class 2 Plate - 1850m

19 November 2022 - 19:05

Track Rating: Good 3, Weather: Fine, Rail Position: +5m Entire Course



Section	Overall	1600m	1400m	1200m	1000m	800m	600m	400m	200m				
Section Times	1:55.17 [3] (0:18.32)	1:36.85 [3] (0:10.81)	1:26.04 [3] (0:11.53)	1:14.51 [4] (0:11.97)	1:02.54 [4] (0:12.53)	0:50.01 [4] (0:12.54)	0:37.47 [3] (0:12.44)	0:25.03 [4] (0:12.51)	0:12.52 [3] (0:12.52)				
Average Speed [km/h]	48.6	66.1	62.4	60.3	58.0	58.0	58.0	57.9	57.5				
Top Speed [km/h]	66.3	66.9	65.1	62.1	59.8	59.6	59.2	59.0	59.0				
Avg. Dist. to Rail [m]	8.2	2.7	0.9	1.2	1.8	1.7	0.2	1.0	2.0				
Avg. Stride Freq. [Hz]	2.2	2.2	2.2	2.2	2.2	2.2	2.2	2.2	2.2				
Avg. Stride Length [m]	6.6	8.2	7.9	7.6	7.4	7.4	7.3	7.2	7.3				



- [ ] Ranking at each section and finish
- .-.- No data available at this section
- NA No data available



Horse/Jockey Name	Angel Grace
Final Rank	4
Fastest Section Time (Section)	0:10.90 (1600m)
Top Speed [km/h] (Section)	68.1 (1600m)
Race State	Finished



Toowoomba QLD Professional

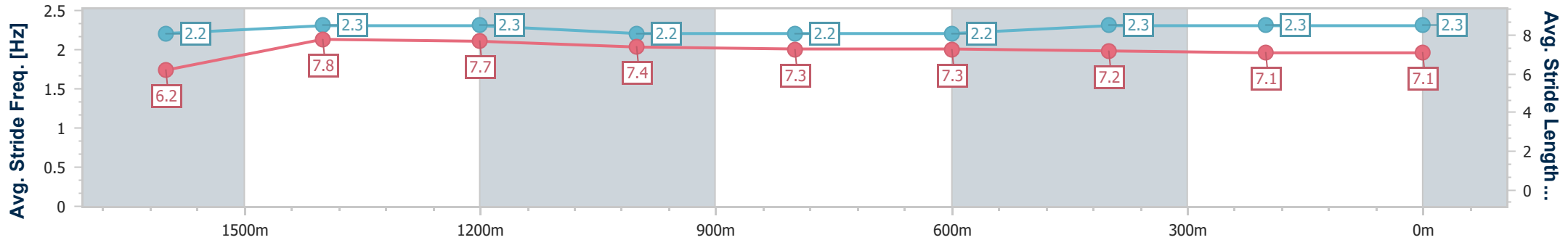
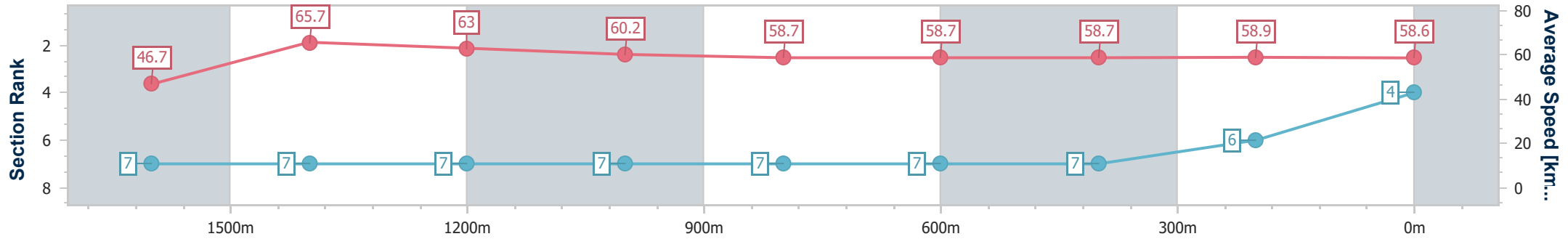
Race 5: REMEMBERING CAITLIN Class 2 Plate - 1850m

19 November 2022 - 19:05

Track Rating: Good 3, Weather: Fine, Rail Position: +5m Entire Course



Section	Overall	1600m	1400m	1200m	1000m	800m	600m	400m	200m				
Section Times	1:55.26 [4] (0:19.07)	1:36.19 [7] (0:10.90)	1:25.29 [7] (0:11.46)	1:13.83 [7] (0:11.99)	1:01.84 [7] (0:12.38)	0:49.46 [7] (0:12.37)	0:37.09 [7] (0:12.39)	0:24.70 [7] (0:12.42)	0:12.28 [6] (0:12.28)				
Average Speed [km/h]	46.7	65.7	63.0	60.2	58.7	58.7	58.7	58.9	58.6				
Top Speed [km/h]	66.0	68.1	66.4	61.1	60.3	60.4	61.6	60.7	59.6				
Avg. Dist. to Rail [m]	8.0	2.6	1.2	3.9	2.5	1.3	1.4	4.1	5.8				
Avg. Stride Freq. [Hz]	2.2	2.3	2.3	2.2	2.2	2.2	2.3	2.3	2.3				
Avg. Stride Length [m]	6.2	7.8	7.7	7.4	7.3	7.3	7.2	7.1	7.1				



- [ ] Ranking at each section and finish
- .-.- No data available at this section
- NA No data available



Horse/Jockey Name	Cutabri
Final Rank	5
Fastest Section Time (Section)	0:10.81 (1600m)
Top Speed [km/h] (Section)	69.8 (Overall)
Race State	Finished



### Toowoomba QLD Professional

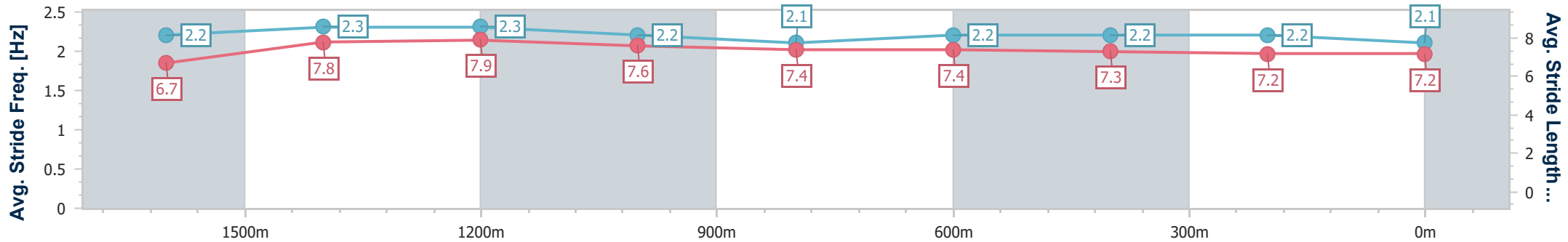
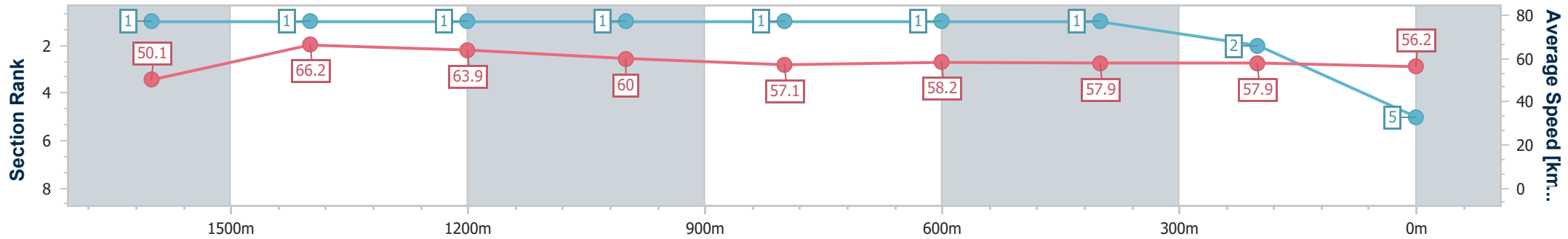
Race 5: REMEMBERING CAITLIN Class 2 Plate - 1850m

19 November 2022 - 19:05

Track Rating: Good 3, Weather: Fine, Rail Position: +5m Entire Course



Section	Overall	1600m	1400m	1200m	1000m	800m	600m	400m	200m
Section Times	1:55.28 [5] (0:17.85)	1:37.43 [1] (0:10.81)	1:26.62 [1] (0:11.21)	1:15.41 [1] (0:12.04)	1:03.37 [1] (0:12.70)	0:50.67 [1] (0:12.46)	0:38.21 [1] (0:12.72)	0:25.49 [1] (0:12.68)	0:12.81 [2] (0:12.81)
Average Speed [km/h]	50.1	66.2	63.9	60.0	57.1	58.2	57.9	57.9	56.2
Top Speed [km/h]	69.8	68.2	66.1	62.0	57.7	59.7	60.3	60.0	57.5
Avg. Dist. to Rail [m]	8.0	2.6	1.6	1.8	1.5	1.5	3.3	3.4	0.4
Avg. Stride Freq. [Hz]	2.2	2.3	2.3	2.2	2.1	2.2	2.2	2.2	2.1
Avg. Stride Length [m]	6.7	7.8	7.9	7.6	7.4	7.4	7.3	7.2	7.2



- [ ] Ranking at each section and finish
- .-.- No data available at this section
- NA No data available



Horse/Jockey Name	Buddy's Tale
Final Rank	6
Fastest Section Time (Section)	0:10.59 (1600m)
Top Speed [km/h] (Section)	69.3 (1600m)
Race State	Finished



Toowoomba QLD Professional

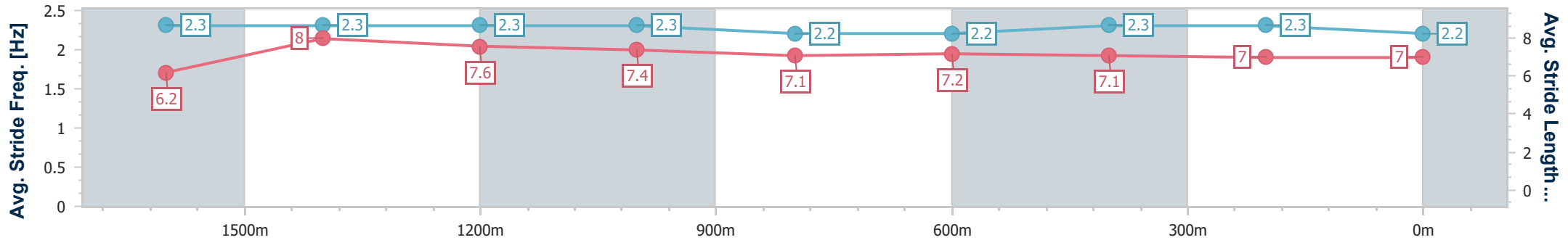
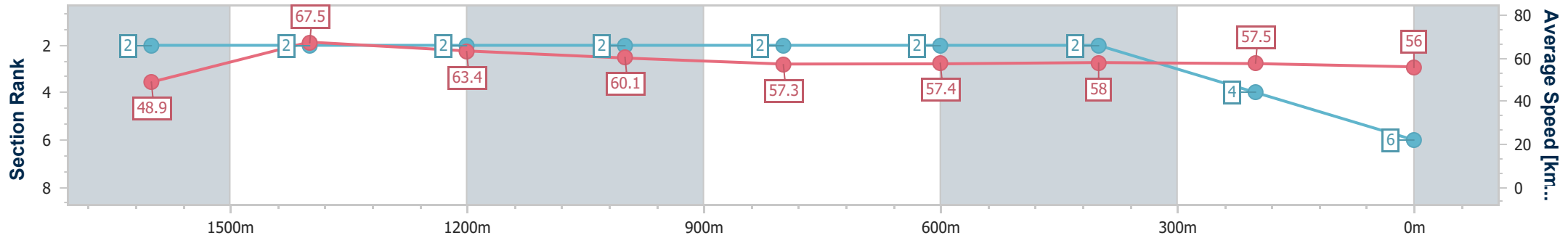
Race 5: REMEMBERING CAITLIN Class 2 Plate - 1850m

19 November 2022 - 19:05

Track Rating: Good 3, Weather: Fine, Rail Position: +5m Entire Course



Section	Overall	1600m	1400m	1200m	1000m	800m	600m	400m	200m				
Section Times	1:55.78 [6] (0:18.30)	1:37.48 [2] (0:10.59)	1:26.89 [2] (0:11.35)	1:15.54 [2] (0:12.02)	1:03.52 [2] (0:12.67)	0:50.85 [2] (0:12.68)	0:38.17 [2] (0:12.61)	0:25.56 [2] (0:12.69)	0:12.87 [4] (0:12.87)				
Average Speed [km/h]	48.9	67.5	63.4	60.1	57.3	57.4	58.0	57.5	56.0				
Top Speed [km/h]	68.0	69.3	66.0	62.6	58.6	58.9	59.3	59.8	57.7				
Avg. Dist. to Rail [m]	7.6	2.8	0.9	2.2	2.0	2.3	2.3	3.3	4.9				
Avg. Stride Freq. [Hz]	2.3	2.3	2.3	2.3	2.2	2.2	2.3	2.3	2.2				
Avg. Stride Length [m]	6.2	8.0	7.6	7.4	7.1	7.2	7.1	7.0	7.0				



- [ ] Ranking at each section and finish
- .-.- No data available at this section
- NA No data available





Horse/Jockey Name	He's Viral
Final Rank	7
Fastest Section Time (Section)	0:10.72 (1600m)
Top Speed [km/h] (Section)	69.1 (1400m)
Race State	Finished



### Toowoomba QLD Professional

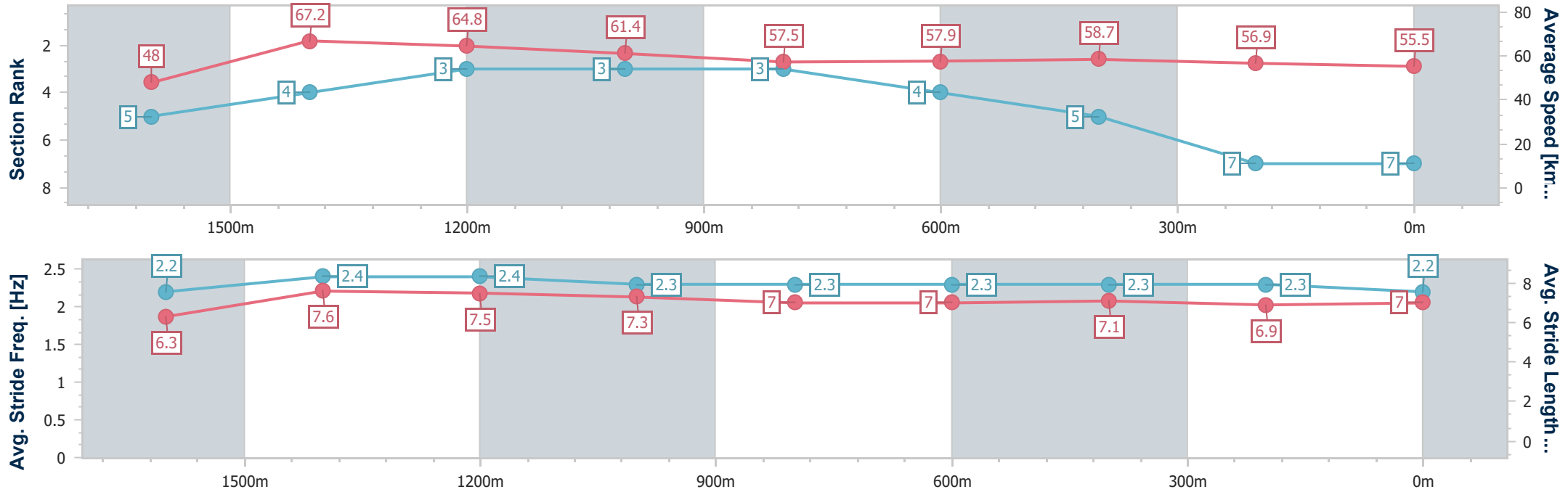
Race 5: REMEMBERING CAITLIN Class 2 Plate - 1850m

19 November 2022 - 19:05

Track Rating: Good 3, Weather: Fine, Rail Position: +5m Entire Course



Section	Overall	1600m	1400m	1200m	1000m	800m	600m	400m	200m
Section Times	1:56.17 [7] (0:18.71)	1:37.46 [5] (0:10.72)	1:26.74 [4] (0:11.20)	1:15.54 [3] (0:11.79)	1:03.75 [3] (0:12.71)	0:51.04 [3] (0:12.56)	0:38.48 [4] (0:12.55)	0:25.93 [5] (0:12.95)	0:12.98 [7] (0:12.98)
Average Speed [km/h]	48.0	67.2	64.8	61.4	57.5	57.9	58.7	56.9	55.5
Top Speed [km/h]	66.2	68.3	69.1	64.2	58.8	60.0	60.1	58.8	57.0
Avg. Dist. to Rail [m]	7.2	0.6	1.5	4.0	3.2	2.5	3.4	5.8	2.7
Avg. Stride Freq. [Hz]	2.2	2.4	2.4	2.3	2.3	2.3	2.3	2.3	2.2
Avg. Stride Length [m]	6.3	7.6	7.5	7.3	7.0	7.0	7.1	6.9	7.0



- [ ] Ranking at each section and finish
- .-.- No data available at this section
- NA No data available



Horse/Jockey Name	Recall Events
Final Rank	8
Fastest Section Time (Section)	0:11.46 (1600m)
Top Speed [km/h] (Section)	63.8 (1400m)
Race State	Finished



### Toowoomba QLD Professional

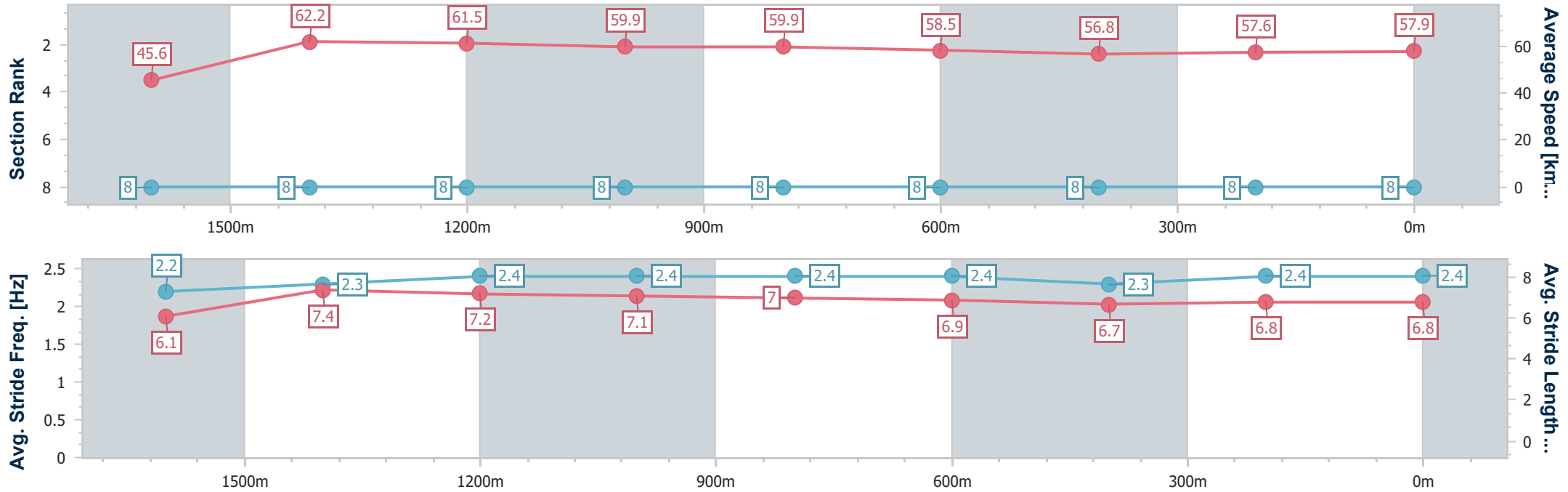
Race 5: REMEMBERING CAITLIN Class 2 Plate - 1850m

19 November 2022 - 19:05

Track Rating: Good 3, Weather: Fine, Rail Position: +5m Entire Course



Section	Overall	1600m	1400m	1200m	1000m	800m	600m	400m	200m
Section Times	1:57.37 [8] (0:19.67)	1:37.70 [8] (0:11.46)	1:26.24 [8] (0:11.70)	1:14.54 [8] (0:12.05)	1:02.49 [8] (0:12.14)	0:50.35 [8] (0:12.45)	0:37.90 [8] (0:12.82)	0:25.08 [8] (0:12.63)	0:12.45 [8] (0:12.45)
Average Speed [km/h]	45.6	62.2	61.5	59.9	59.9	58.5	56.8	57.6	57.9
Top Speed [km/h]	63.5	63.7	63.8	60.9	61.3	60.7	59.4	61.4	61.0
Avg. Dist. to Rail [m]	5.6	3.2	1.4	3.3	2.1	3.0	2.0	2.5	4.6
Avg. Stride Freq. [Hz]	2.2	2.3	2.4	2.4	2.4	2.4	2.3	2.4	2.4
Avg. Stride Length [m]	6.1	7.4	7.2	7.1	7.0	6.9	6.7	6.8	6.8



- [ ] Ranking at each section and finish
- .-.- No data available at this section
- NA No data available