



Toowoomba QLD Professional
Race 2: TERRY MORRIS 10 YEARS OF SERVICE @ NRG Colts, Geldings
& Entires BENCHMARK 60 Handicap - 1100m
19 November 2022 - 17:05



Track Rating: Good 3, Weather: Fine, Rail Position: +5m Entire Course

Section												Last 600m	
Field Times		Overall	1000m	800m	600m	400m	200m						0:35.62
		(0:08.89)	(0:10.91)	(0:11.20)	(0:11.69)	(0:11.82)	(0:12.11)						
Rank	TAB	Horse/Jockey	Barrier	Top Speed [km/h]	Fastest Section	Overall	1000m	800m	600m	400m	200m	Distance Travelled [m]	
1	4	INCOMPARABLE	5	66.8	0:09.66	1:06.62 [1]	0:56.96 [7]	0:45.54 [8]	0:34.69 [9]	0:23.35 [8]	0:11.83 [5]	0:34.69	
		Marnu Potgieter		800m	Overall	(0:09.66)	(0:11.42)	(0:10.85)	(0:11.34)	(0:11.52)	(0:11.83)		
2	7	LOVESON	1	66.0	0:09.08	1:06.67 [2]	0:57.59 [3]	0:46.40 [3]	0:35.33 [3]	0:23.75 [3]	0:11.95 [3]	0:35.33 +4	
		Nathan Fazackerley		1000m	Overall	(0:09.08)	(0:11.19)	(0:11.07)	(0:11.58)	(0:11.80)	(0:11.95)		
3	6	BY BY MUSIC	12	66.7	0:08.89	1:06.73 [3]	0:57.84 [1]	0:46.81 [2]	0:35.65 [2]	0:24.04 [1]	0:12.22 [1]	0:35.65 +9	
		Stephanie Lacy		1000m	Overall	(0:08.89)	(0:11.03)	(0:11.16)	(0:11.61)	(0:11.82)	(0:12.22)		
4	10	WOWIT'S WILLYWONKA	8	66.1	0:09.21	1:06.84 [4]	0:57.63 [4]	0:46.55 [4]	0:35.46 [4]	0:23.88 [4]	0:12.07 [4]	0:35.46 +4	
		Montanna Savva		1000m	Overall	(0:09.21)	(0:11.08)	(0:11.09)	(0:11.58)	(0:11.81)	(0:12.07)		
5	2	DEVIL'S RITE	4	67.2	0:08.92	1:06.85 [5]	0:57.93 [2]	0:47.05 [1]	0:35.85 [1]	0:24.14 [2]	0:12.34 [2]	0:35.85 +8	
		Jake Molloy		1000m	Overall	(0:08.92)	(0:10.88)	(0:11.20)	(0:11.71)	(0:11.80)	(0:12.34)		
6	8	BULL DIMPLE RUM	7	70.4	0:09.81	1:06.87 [6]	0:57.06 [8]	0:45.73 [9]	0:34.94 [8]	0:23.46 [9]	0:11.84 [7]	0:34.94 +14	
		Minonette Kennedy		800m	Overall	(0:09.81)	(0:11.33)	(0:10.79)	(0:11.48)	(0:11.62)	(0:11.84)		
7	1	WAIT A MINUTE	2	68.2	0:09.86	1:07.22 [7]	0:57.36 [10]	0:46.08 [10]	0:35.23 [10]	0:23.53 [10]	0:12.10 [10]	0:35.23 +7	
		John Kissick		800m	Overall	(0:09.86)	(0:11.28)	(0:10.85)	(0:11.70)	(0:11.43)	(0:12.10)		
8	11	SERTIN	6	68.3	0:09.23	1:07.36 [8]	0:58.13 [5]	0:46.87 [5]	0:35.76 [6]	0:24.14 [7]	0:12.51 [6]	0:35.76 +14	
		Tessa Townsend		800m	Overall	(0:09.23)	(0:11.26)	(0:11.11)	(0:11.62)	(0:11.63)	(0:12.51)		
9	12	TRY TO BE GOOD	10	69.5	0:09.80	1:07.52 [9]	0:57.72 [9]	0:46.47 [7]	0:35.77 [7]	0:24.33 [6]	0:12.44 [9]	0:35.77 +14	
		Noriyuki Nishio		1000m	Overall	(0:09.80)	(0:11.25)	(0:10.70)	(0:11.44)	(0:11.89)	(0:12.44)		
10	3	EXLOVER	9	68.0	0:09.46	1:07.69 [10]	0:58.23 [6]	0:47.13 [6]	0:36.09 [5]	0:24.58 [5]	0:12.67 [8]	0:36.09 +5	
		Nick Keal		1000m	Overall	(0:09.46)	(0:11.10)	(0:11.04)	(0:11.51)	(0:11.91)	(0:12.67)		

Scratched: Shotgun Socks (#9)

Report Created: Sat 19 November 2022 20:45 GMT (Note: Timing is based on position data)

Page 1/14

[] Ranking at each section and finish
 -:-:- No data available at this section
 NA No data available

SCN Saddle cloth number
 DNF Did not finish
 DNT Did not track

data processed by TRIPLESDATA

Section	Overall	1000m	800m	600m	400m	200m	Last 600m
Field Times	1:06.62 (0:08.89)	0:57.73 (0:10.91)	0:46.82 (0:11.20)	0:35.62 (0:11.69)	0:23.93 (0:11.82)	0:12.11 (0:12.11)	0:35.62

[] Ranking at each section and finish
 -:-:- No data available at this section
 NA No data available

SCN Saddle cloth number
 DNF Did not finish
 DNT Did not track



Toowoomba QLD Professional
Race 2: TERRY MORRIS 10 YEARS OF SERVICE @ NRG Colts, Geldings
& Entires BENCHMARK 60 Handicap - 1100m
19 November 2022 - 17:05



Track Rating: Good 3, Weather: Fine, Rail Position: +5m Entire Course

Section	Overall	1000m	800m	600m	400m	200m	Last 600m
Field Times	1:06.62 (0:08.89)	0:57.73 (0:10.91)	0:46.82 (0:11.20)	0:35.62 (0:11.69)	0:23.93 (0:11.82)	0:12.11 (0:12.11)	0:35.62

Rank	TAB	Horse/Jockey	Barrier	Top Speed [km/h]	Fastest Section	Overall	1000m	800m	600m	400m	200m	Last 600m	Distance Travelled [m]
11	5	SIR BULLEE	3	66.4	0:09.97	1:09.87 [11]	0:59.90 [11]	0:48.23 [11]	0:37.14 [11]	0:25.66 [11]	0:13.66 [11]	0:37.14	+6
		Nathan Evans		800m	Overall	(0:09.97)	(0:11.67)	(0:11.09)	(0:11.48)	(0:12.00)	(0:13.66)		

Scratched: Shotgun Socks (#9)

[] Ranking at each section and finish
 -:--:-- No data available at this section
 NA No data available

SCN Saddle cloth number
 DNF Did not finish
 DNT Did not track



Horse/Jockey Name	Incomparable
Final Rank	1
Fastest Section Time (Section)	0:09.66 (Overall)
Top Speed [km/h] (Section)	66.8 (800m)
Race State	Finished



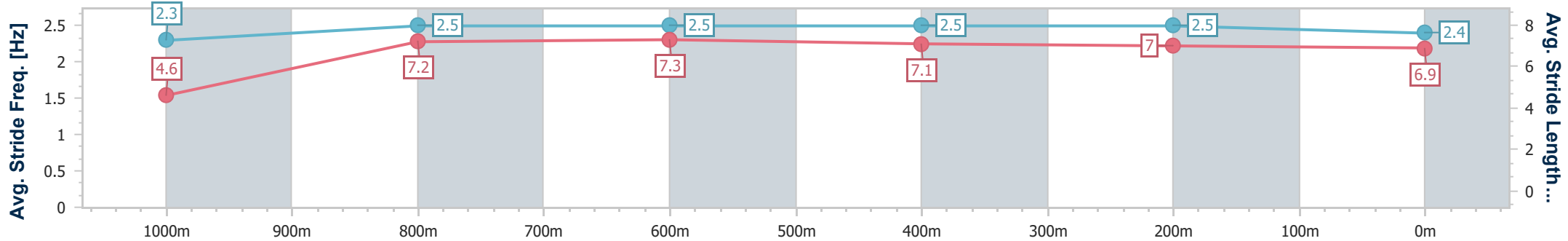
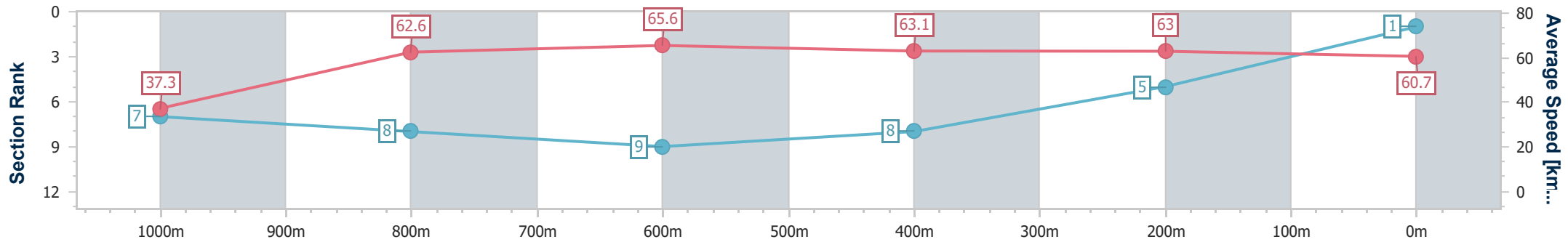
Toowoomba QLD Professional
 Race 2: TERRY MORRIS 10 YEARS OF SERVICE @ NRG Colts,
 Geldings & Entires BENCHMARK 60 Handicap - 1100m



19 November 2022 - 17:05

Track Rating: Good 3, Weather: Fine, Rail Position: +5m Entire Course

Section	Overall	1000m	800m	600m	400m	200m
Section Times	1:06.62 [1] (0:09.66)	0:56.96 [7] (0:11.42)	0:45.54 [8] (0:10.85)	0:34.69 [9] (0:11.34)	0:23.35 [8] (0:11.52)	0:11.83 [5] (0:11.83)
Average Speed [km/h]	37.3	62.6	65.6	63.1	63.0	60.7
Top Speed [km/h]	60.6	64.6	66.8	63.9	65.1	63.1
Avg. Dist. to Rail [m]	5.0	1.3	3.2	1.5	2.5	2.7
Avg. Stride Freq. [Hz]	2.3	2.5	2.5	2.5	2.5	2.4
Avg. Stride Length [m]	4.6	7.2	7.3	7.1	7.0	6.9



- [] Ranking at each section and finish
- .-.- No data available at this section
- NA No data available



Horse/Jockey Name	Loveson
Final Rank	2
Fastest Section Time (Section)	0:09.08 (Overall)
Top Speed [km/h] (Section)	66.0 (1000m)
Race State	Finished



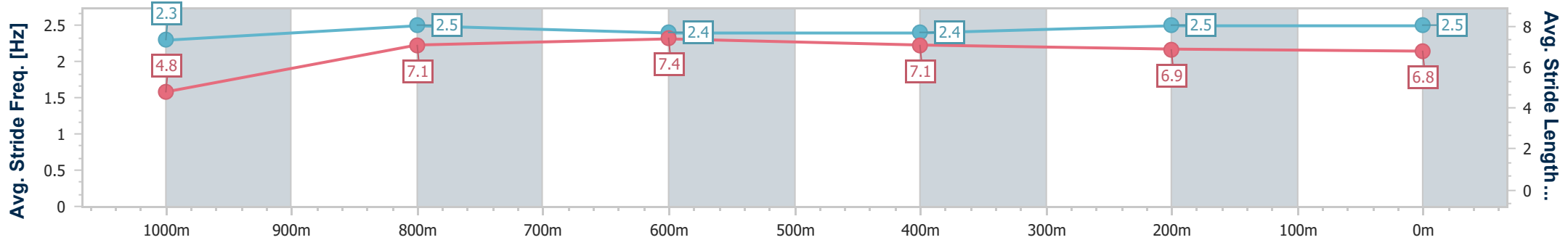
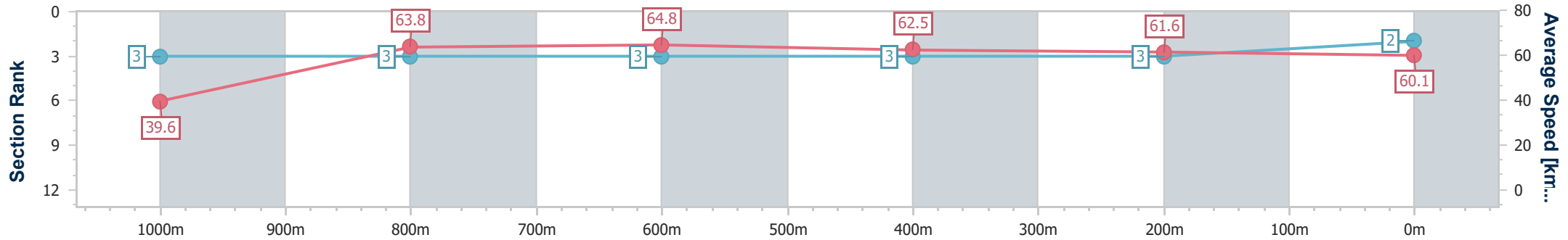
Toowoomba QLD Professional
 Race 2: TERRY MORRIS 10 YEARS OF SERVICE @ NRG Colts,
 Geldings & Entires BENCHMARK 60 Handicap - 1100m



19 November 2022 - 17:05

Track Rating: Good 3, Weather: Fine, Rail Position: +5m Entire Course

Section	Overall	1000m	800m	600m	400m	200m
Section Times	1:06.67 [2] (0:09.08)	0:57.59 [3] (0:11.19)	0:46.40 [3] (0:11.07)	0:35.33 [3] (0:11.58)	0:23.75 [3] (0:11.80)	0:11.95 [3] (0:11.95)
Average Speed [km/h]	39.6	63.8	64.8	62.5	61.6	60.1
Top Speed [km/h]	61.8	66.0	65.8	64.3	62.5	60.4
Avg. Dist. to Rail [m]	3.1	2.0	1.0	1.1	3.2	3.8
Avg. Stride Freq. [Hz]	2.3	2.5	2.4	2.4	2.5	2.5
Avg. Stride Length [m]	4.8	7.1	7.4	7.1	6.9	6.8



- [] Ranking at each section and finish
- .-.- No data available at this section
- NA No data available



Horse/Jockey Name	By By Music
Final Rank	3
Fastest Section Time (Section)	0:08.89 (Overall)
Top Speed [km/h] (Section)	66.7 (1000m)
Race State	Finished



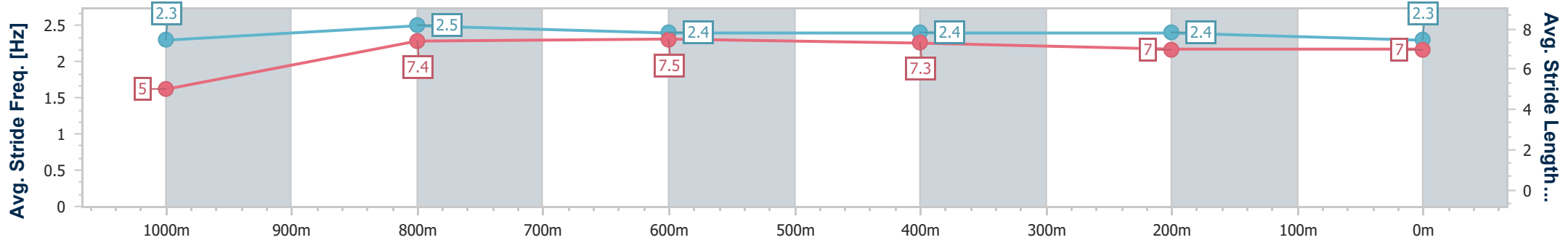
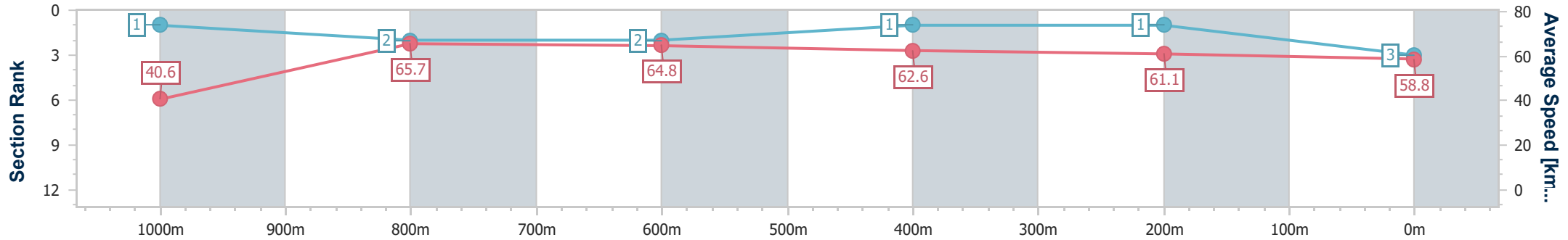
Toowoomba QLD Professional
 Race 2: TERRY MORRIS 10 YEARS OF SERVICE @ NRG Colts,
 Geldings & Entires BENCHMARK 60 Handicap - 1100m



19 November 2022 - 17:05

Track Rating: Good 3, Weather: Fine, Rail Position: +5m Entire Course

Section	Overall	1000m	800m	600m	400m	200m
Section Times	1:06.73 [3] (0:08.89)	0:57.84 [1] (0:11.03)	0:46.81 [2] (0:11.16)	0:35.65 [2] (0:11.61)	0:24.04 [1] (0:11.82)	0:12.22 [1] (0:12.22)
Average Speed [km/h]	40.6	65.7	64.8	62.6	61.1	58.8
Top Speed [km/h]	62.7	66.7	66.6	64.9	62.2	60.4
Avg. Dist. to Rail [m]	10.1	2.7	1.2	1.7	1.3	1.1
Avg. Stride Freq. [Hz]	2.3	2.5	2.4	2.4	2.4	2.3
Avg. Stride Length [m]	5.0	7.4	7.5	7.3	7.0	7.0



- [] Ranking at each section and finish
- .-.- No data available at this section
- NA No data available



Horse/Jockey Name	Wowit's Willywonka
Final Rank	4
Fastest Section Time (Section)	0:09.21 (Overall)
Top Speed [km/h] (Section)	66.1 (1000m)
Race State	Finished



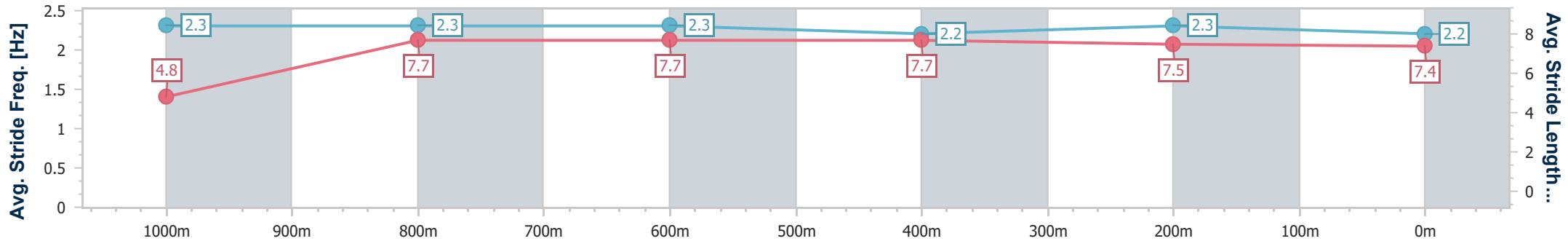
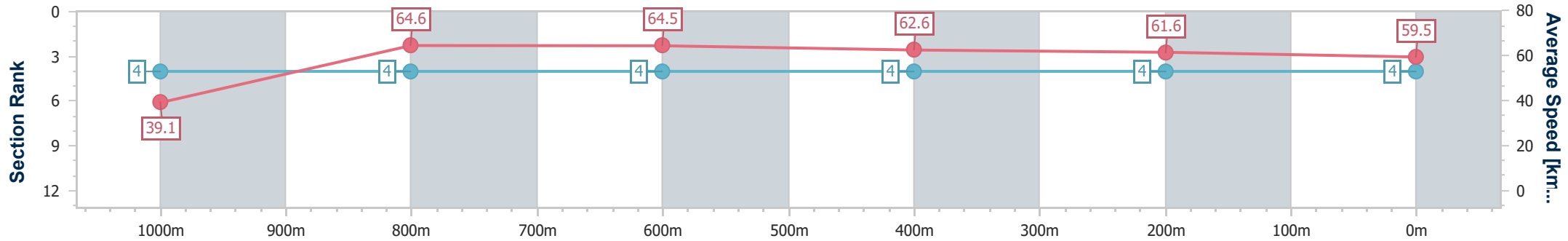
Toowoomba QLD Professional
 Race 2: TERRY MORRIS 10 YEARS OF SERVICE @ NRG Colts,
 Geldings & Entires BENCHMARK 60 Handicap - 1100m



19 November 2022 - 17:05

Track Rating: Good 3, Weather: Fine, Rail Position: +5m Entire Course

Section	Overall	1000m	800m	600m	400m	200m
Section Times	1:06.84 [4] (0:09.21)	0:57.63 [4] (0:11.08)	0:46.55 [4] (0:11.09)	0:35.46 [4] (0:11.58)	0:23.88 [4] (0:11.81)	0:12.07 [4] (0:12.07)
Average Speed [km/h]	39.1	64.6	64.5	62.6	61.6	59.5
Top Speed [km/h]	61.5	66.1	66.1	63.8	62.9	60.8
Avg. Dist. to Rail [m]	5.6	1.4	1.4	1.1	3.6	4.6
Avg. Stride Freq. [Hz]	2.3	2.3	2.3	2.2	2.3	2.2
Avg. Stride Length [m]	4.8	7.7	7.7	7.7	7.5	7.4



- [] Ranking at each section and finish
- .-.- No data available at this section
- NA No data available



Horse/Jockey Name	Devil's Rite
Final Rank	5
Fastest Section Time (Section)	0:08.92 (Overall)
Top Speed [km/h] (Section)	67.2 (1000m)
Race State	Finished



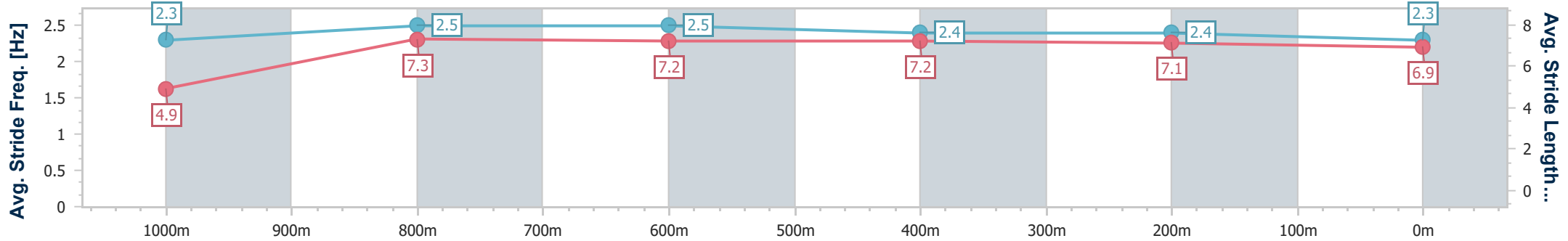
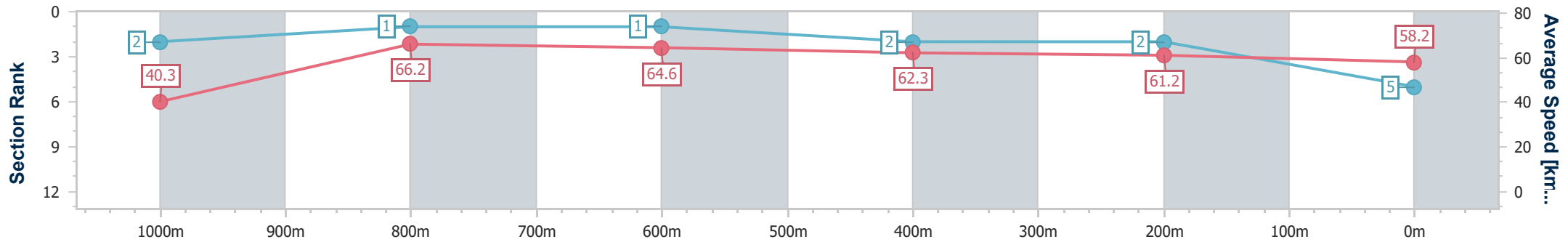
Toowoomba QLD Professional
 Race 2: TERRY MORRIS 10 YEARS OF SERVICE @ NRG Colts,
 Geldings & Entires BENCHMARK 60 Handicap - 1100m



19 November 2022 - 17:05

Track Rating: Good 3, Weather: Fine, Rail Position: +5m Entire Course

Section	Overall	1000m	800m	600m	400m	200m
Section Times	1:06.85 [5] (0:08.92)	0:57.93 [2] (0:10.88)	0:47.05 [1] (0:11.20)	0:35.85 [1] (0:11.71)	0:24.14 [2] (0:11.80)	0:12.34 [2] (0:12.34)
Average Speed [km/h]	40.3	66.2	64.6	62.3	61.2	58.2
Top Speed [km/h]	64.4	67.2	66.0	64.0	62.6	59.5
Avg. Dist. to Rail [m]	5.0	0.3	1.6	2.2	0.8	0.8
Avg. Stride Freq. [Hz]	2.3	2.5	2.5	2.4	2.4	2.3
Avg. Stride Length [m]	4.9	7.3	7.2	7.2	7.1	6.9



- [] Ranking at each section and finish
- .-.- No data available at this section
- NA No data available



Horse/Jockey Name	Bull Dimple Rum
Final Rank	6
Fastest Section Time (Section)	0:09.81 (Overall)
Top Speed [km/h] (Section)	70.4 (800m)
Race State	Finished



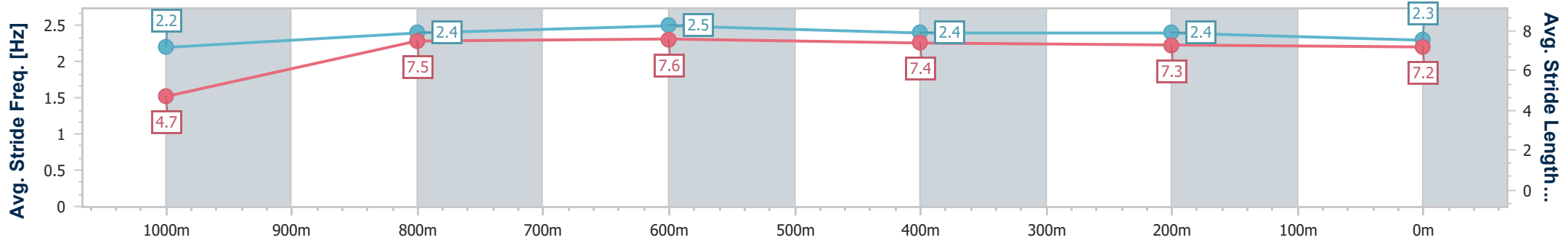
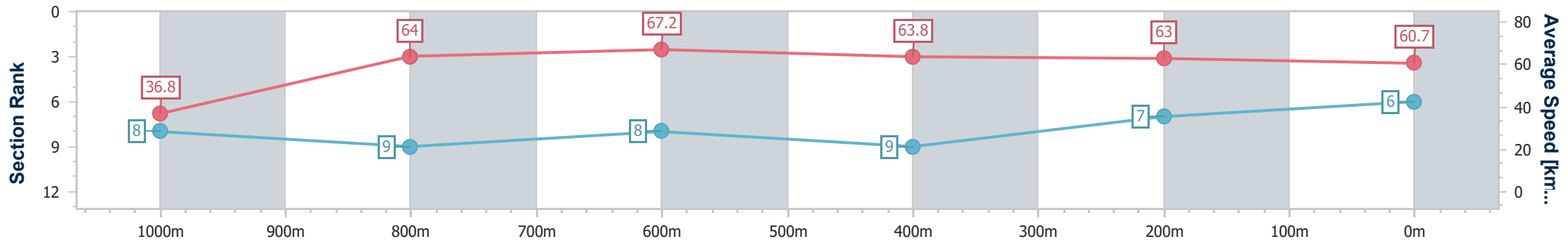
Toowoomba QLD Professional
 Race 2: TERRY MORRIS 10 YEARS OF SERVICE @ NRG Colts,
 Geldings & Entires BENCHMARK 60 Handicap - 1100m



19 November 2022 - 17:05

Track Rating: Good 3, Weather: Fine, Rail Position: +5m Entire Course

Section	Overall	1000m	800m	600m	400m	200m							
Section Times	1:06.87 [6] (0:09.81)	0:57.06 [8] (0:11.33)	0:45.73 [9] (0:10.79)	0:34.94 [8] (0:11.48)	0:23.46 [9] (0:11.62)	0:11.84 [7] (0:11.84)							
Average Speed [km/h]	36.8	64.0	67.2	63.8	63.0	60.7							
Top Speed [km/h]	61.3	66.7	70.4	64.8	65.3	61.6							
Avg. Dist. to Rail [m]	9.7	2.6	2.2	3.5	4.4	3.8							
Avg. Stride Freq. [Hz]	2.2	2.4	2.5	2.4	2.4	2.3							
Avg. Stride Length [m]	4.7	7.5	7.6	7.4	7.3	7.2							



- [] Ranking at each section and finish
- .-.- No data available at this section
- NA No data available



Horse/Jockey Name	Wait A Minute
Final Rank	7
Fastest Section Time (Section)	0:09.86 (Overall)
Top Speed [km/h] (Section)	68.2 (800m)
Race State	Finished



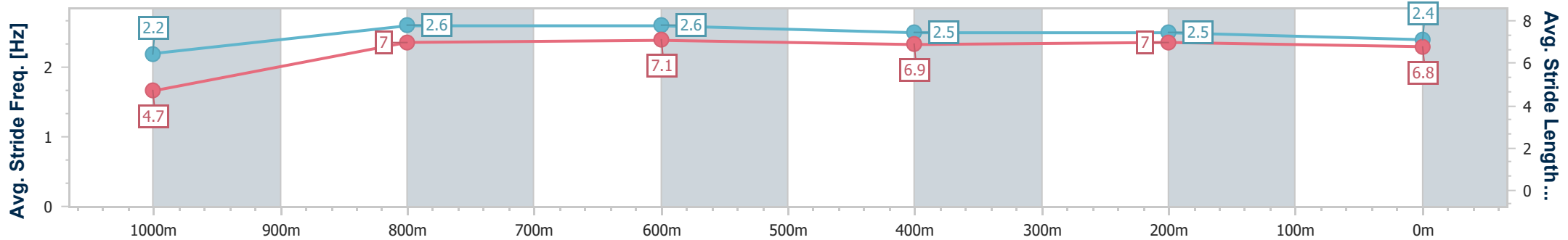
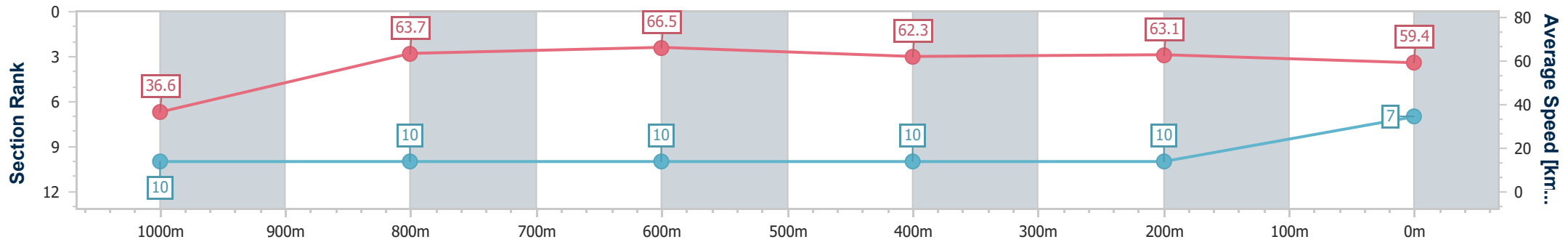
Toowoomba QLD Professional
 Race 2: TERRY MORRIS 10 YEARS OF SERVICE @ NRG Colts,
 Geldings & Entires BENCHMARK 60 Handicap - 1100m



19 November 2022 - 17:05

Track Rating: Good 3, Weather: Fine, Rail Position: +5m Entire Course

Section	Overall	1000m	800m	600m	400m	200m							
Section Times	1:07.22 [7] (0:09.86)	0:57.36 [10] (0:11.28)	0:46.08 [10] (0:10.85)	0:35.23 [10] (0:11.70)	0:23.53 [10] (0:11.43)	0:12.10 [10] (0:12.10)							
Average Speed [km/h]	36.6	63.7	66.5	62.3	63.1	59.4							
Top Speed [km/h]	60.4	65.7	68.2	65.4	64.2	62.4							
Avg. Dist. to Rail [m]	3.6	0.2	1.4	2.1	0.7	0.4							
Avg. Stride Freq. [Hz]	2.2	2.6	2.6	2.5	2.5	2.4							
Avg. Stride Length [m]	4.7	7.0	7.1	6.9	7.0	6.8							



- [] Ranking at each section and finish
- .-.- No data available at this section
- NA No data available



Horse/Jockey Name	Sertin
Final Rank	8
Fastest Section Time (Section)	0:09.23 (Overall)
Top Speed [km/h] (Section)	68.3 (800m)
Race State	Finished



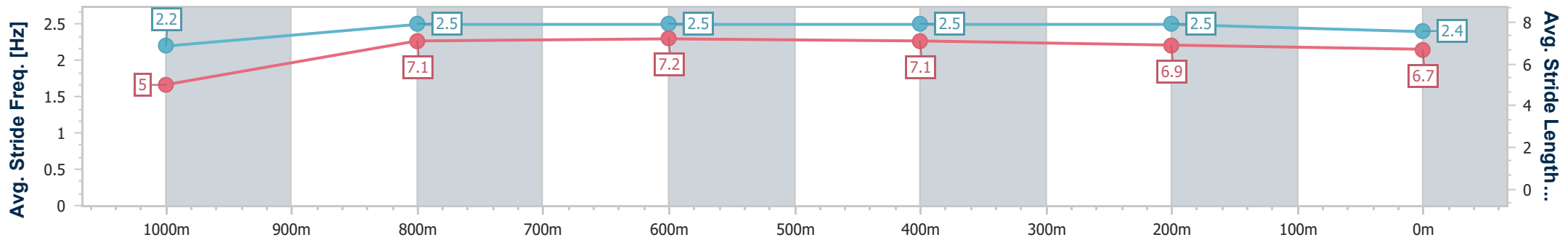
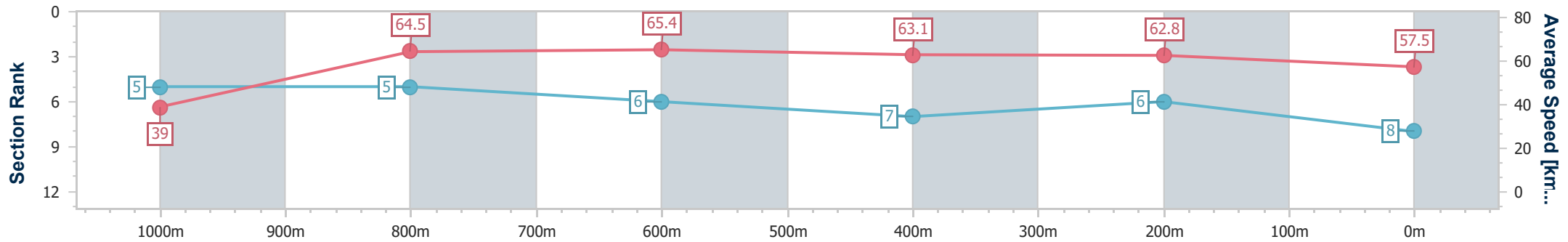
Toowoomba QLD Professional
 Race 2: TERRY MORRIS 10 YEARS OF SERVICE @ NRG Colts,
 Geldings & Entires BENCHMARK 60 Handicap - 1100m



19 November 2022 - 17:05

Track Rating: Good 3, Weather: Fine, Rail Position: +5m Entire Course

Section	Overall	1000m	800m	600m	400m	200m								
Section Times	1:07.36 [8] (0:09.23)	0:58.13 [5] (0:11.26)	0:46.87 [5] (0:11.11)	0:35.76 [6] (0:11.62)	0:24.14 [7] (0:11.63)	0:12.51 [6] (0:12.51)								
Average Speed [km/h]	39.0	64.5	65.4	63.1	62.8	57.5								
Top Speed [km/h]	62.0	67.2	68.3	64.3	65.4	61.8								
Avg. Dist. to Rail [m]	5.5	2.4	2.8	3.1	4.8	5.3								
Avg. Stride Freq. [Hz]	2.2	2.5	2.5	2.5	2.5	2.4								
Avg. Stride Length [m]	5.0	7.1	7.2	7.1	6.9	6.7								



- [] Ranking at each section and finish
- .-.- No data available at this section
- NA No data available



Horse/Jockey Name	Try To Be Good
Final Rank	9
Fastest Section Time (Section)	0:09.80 (Overall)
Top Speed [km/h] (Section)	69.5 (1000m)
Race State	Finished



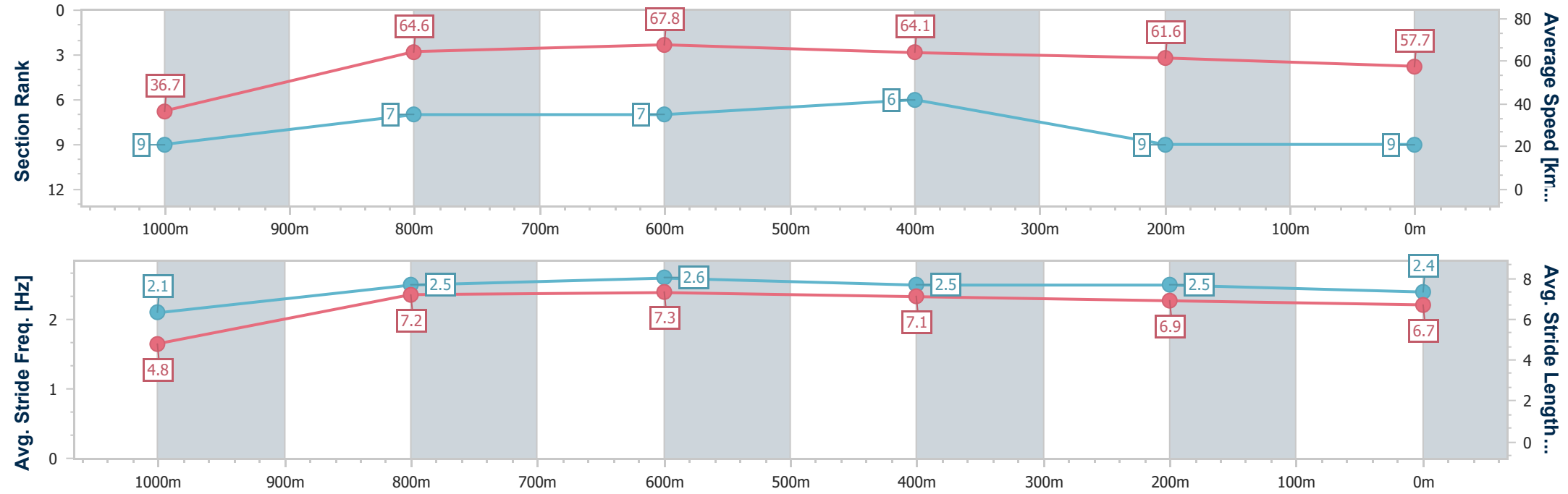
Toowoomba QLD Professional
 Race 2: TERRY MORRIS 10 YEARS OF SERVICE @ NRG Colts,
 Geldings & Entires BENCHMARK 60 Handicap - 1100m



19 November 2022 - 17:05

Track Rating: Good 3, Weather: Fine, Rail Position: +5m Entire Course

Section	Overall	1000m	800m	600m	400m	200m								
Section Times	1:07.52 [9] (0:09.80)	0:57.72 [9] (0:11.25)	0:46.47 [7] (0:10.70)	0:35.77 [7] (0:11.44)	0:24.33 [6] (0:11.89)	0:12.44 [9] (0:12.44)								
Average Speed [km/h]	36.7	64.6	67.8	64.1	61.6	57.7								
Top Speed [km/h]	60.5	69.5	69.5	66.9	63.5	60.9								
Avg. Dist. to Rail [m]	8.7	2.4	2.8	3.5	5.2	7.4								
Avg. Stride Freq. [Hz]	2.1	2.5	2.6	2.5	2.5	2.4								
Avg. Stride Length [m]	4.8	7.2	7.3	7.1	6.9	6.7								



- [] Ranking at each section and finish
- .-.- No data available at this section
- NA No data available



Horse/Jockey Name	Exlover
Final Rank	10
Fastest Section Time (Section)	0:09.46 (Overall)
Top Speed [km/h] (Section)	68.0 (1000m)
Race State	Finished



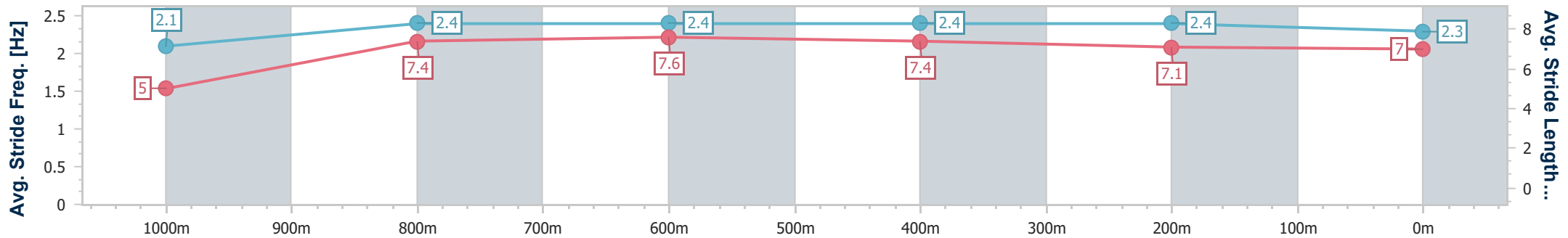
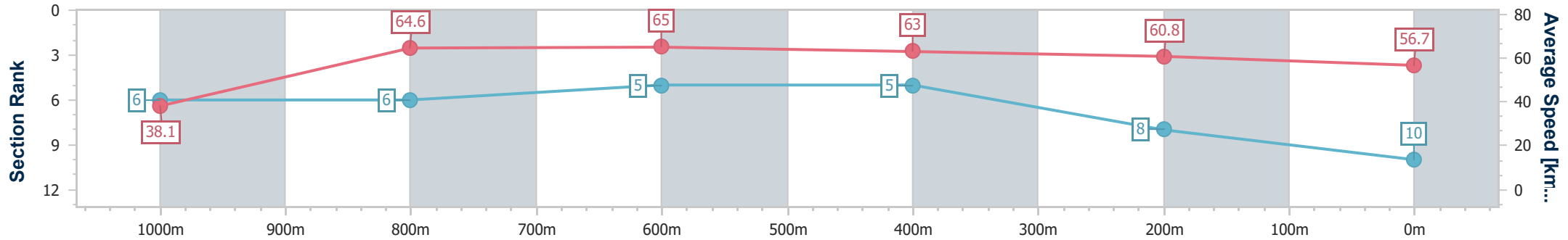
Toowoomba QLD Professional
 Race 2: TERRY MORRIS 10 YEARS OF SERVICE @ NRG Colts,
 Geldings & Entires BENCHMARK 60 Handicap - 1100m



19 November 2022 - 17:05

Track Rating: Good 3, Weather: Fine, Rail Position: +5m Entire Course

Section	Overall	1000m	800m	600m	400m	200m
Section Times	1:07.69 [10] (0:09.46)	0:58.23 [6] (0:11.10)	0:47.13 [6] (0:11.04)	0:36.09 [5] (0:11.51)	0:24.58 [5] (0:11.91)	0:12.67 [8] (0:12.67)
Average Speed [km/h]	38.1	64.6	65.0	63.0	60.8	56.7
Top Speed [km/h]	62.1	68.0	66.8	64.9	62.2	60.8
Avg. Dist. to Rail [m]	6.2	1.3	0.6	1.2	1.8	0.4
Avg. Stride Freq. [Hz]	2.1	2.4	2.4	2.4	2.4	2.3
Avg. Stride Length [m]	5.0	7.4	7.6	7.4	7.1	7.0



- [] Ranking at each section and finish
- .-.- No data available at this section
- NA No data available



Horse/Jockey Name	Sir Bullee
Final Rank	11
Fastest Section Time (Section)	0:09.97 (Overall)
Top Speed [km/h] (Section)	66.4 (800m)
Race State	Finished



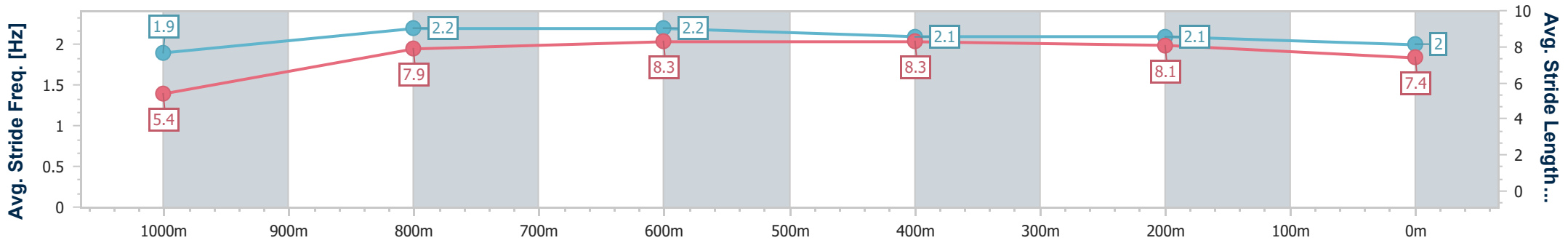
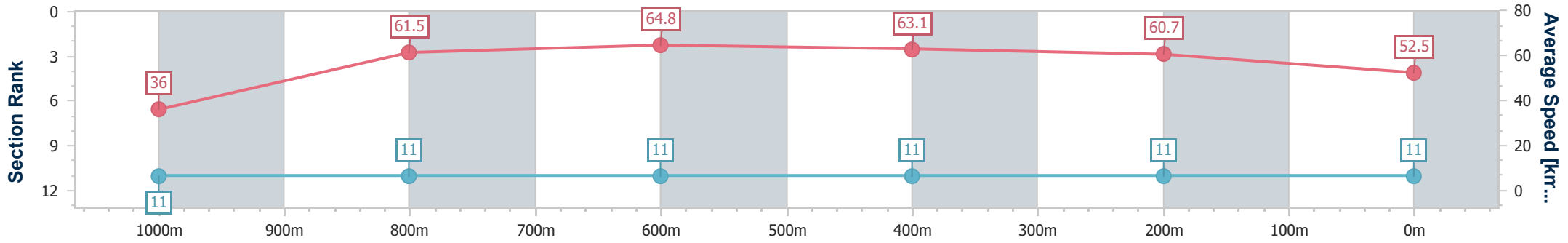
Toowoomba QLD Professional
 Race 2: TERRY MORRIS 10 YEARS OF SERVICE @ NRG Colts,
 Geldings & Entires BENCHMARK 60 Handicap - 1100m



19 November 2022 - 17:05

Track Rating: Good 3, Weather: Fine, Rail Position: +5m Entire Course

Section	Overall	1000m	800m	600m	400m	200m
Section Times	1:09.87 [11] (0:09.97)	0:59.90 [11] (0:11.67)	0:48.23 [11] (0:11.09)	0:37.14 [11] (0:11.48)	0:25.66 [11] (0:12.00)	0:13.66 [11] (0:13.66)
Average Speed [km/h]	36.0	61.5	64.8	63.1	60.7	52.5
Top Speed [km/h]	58.3	64.1	66.4	66.3	61.4	59.3
Avg. Dist. to Rail [m]	2.8	1.1	0.6	1.5	2.7	1.8
Avg. Stride Freq. [Hz]	1.9	2.2	2.2	2.1	2.1	2.0
Avg. Stride Length [m]	5.4	7.9	8.3	8.3	8.1	7.4



- [] Ranking at each section and finish
- .-.- No data available at this section
- NA No data available