



**Toowoomba QLD Professional**  
**Race 1: NRG SERVICES 10 YEARS IN BUSINESS Fillies and Mares**  
**BENCHMARK 60 Handicap - 1100m**  
**19 November 2022 - 16:25**



Track Rating: Good 3, Weather: Fine, Rail Position: +5m Entire Course

Section		Field Times										Last 600m	
Overall		1000m	800m	600m	400m	200m						0:35.47	
1:06.06		0:57.39	0:46.64	0:35.47	0:23.68	0:11.88							
(0:08.67)		(0:10.75)	(0:11.17)	(0:11.79)	(0:11.80)	(0:11.88)							
Rank	TAB	Horse/Jockey	Barrier	Top Speed [km/h]	Fastest Section							Distance Travelled [m]	
1	10	<b>WANDA ROX</b>	1	67.4	0:08.67	1:06.06 [1]	0:57.39 [1]	0:46.37 [3]	0:35.12 [3]	0:23.45 [3]	0:11.75 [5]	0:35.12	
		Jake Molloy		1000m	Overall	(0:08.67)	(0:11.02)	(0:11.25)	(0:11.67)	(0:11.70)	(0:11.75)		
2	3	<b>ROWDASH</b>	7	67.8	0:08.73	1:06.16 [2]	0:57.43 [3]	0:46.66 [2]	0:35.45 [2]	0:23.63 [2]	0:11.98 [1]	0:35.45	+2
		Nathan Evans		1000m	Overall	(0:08.73)	(0:10.77)	(0:11.21)	(0:11.82)	(0:11.65)	(0:11.98)		
3	6	<b>SEE FOR YOURSELF</b>	4	67.7	0:08.85	1:06.19 [3]	0:57.34 [4]	0:46.38 [5]	0:35.14 [4]	0:23.39 [6]	0:11.87 [3]	0:35.14	+4
		Nick Keal		1000m	Overall	(0:08.85)	(0:10.96)	(0:11.24)	(0:11.75)	(0:11.52)	(0:11.87)		
4	9	<b>STARS 'N' RICHES</b>	6	67.3	0:09.35	1:06.37 [4]	0:57.02 [10]	0:46.08 [8]	0:35.10 [7]	0:23.50 [7]	0:11.86 [7]	0:35.10	+2
		Montanna Savva		800m	Overall	(0:09.35)	(0:10.94)	(0:10.98)	(0:11.60)	(0:11.64)	(0:11.86)		
5	4	<b>GLOBAL FACTOR</b>	10	67.3	0:08.84	1:06.50 [5]	0:57.66 [5]	0:46.56 [6]	0:35.39 [6]	0:23.85 [4]	0:12.22 [4]	0:35.39	+4
		Stephanie Lacy		1000m	Overall	(0:08.84)	(0:11.10)	(0:11.17)	(0:11.54)	(0:11.63)	(0:12.22)		
6	8	<b>CABRINELLA</b>	3	66.8	0:08.85	1:06.51 [6]	0:57.66 [6]	0:46.71 [4]	0:35.40 [5]	0:23.75 [5]	0:12.03 [6]	0:35.40	+0
		Emma MacPherson		1000m	Overall	(0:08.85)	(0:10.95)	(0:11.31)	(0:11.65)	(0:11.72)	(0:12.03)		
7	11	<b>STAR DIVA</b>	8	65.1	0:09.28	1:06.83 [7]	0:57.55 [8]	0:46.10 [10]	0:34.69 [10]	0:23.32 [9]	0:11.77 [9]	0:34.69	+1
		Tessa Townsend		800m	Overall	(0:09.28)	(0:11.45)	(0:11.41)	(0:11.37)	(0:11.55)	(0:11.77)		
8	7	<b>IN GREAT NIC</b>	9	67.2	0:09.27	1:06.85 [8]	0:57.58 [7]	0:46.45 [9]	0:35.14 [8]	0:23.59 [8]	0:11.99 [8]	0:35.14	+2
		Kenji Yoshida		1000m	Overall	(0:09.27)	(0:11.13)	(0:11.31)	(0:11.55)	(0:11.60)	(0:11.99)		
9	1	<b>PEACHIES DREAM</b>	2	67.5	0:08.69	1:06.95 [9]	0:58.26 [2]	0:47.53 [1]	0:36.36 [1]	0:24.57 [1]	0:12.75 [2]	0:36.36	-2
		Yvette Lewis		1000m	Overall	(0:08.69)	(0:10.73)	(0:11.17)	(0:11.79)	(0:11.82)	(0:12.75)		
10	12	<b>NO CHOICES</b>	5	66.4	0:09.33	1:08.19 [10]	0:58.86 [9]	0:47.97 [7]	0:36.39 [9]	0:24.67 [10]	0:12.66 [10]	0:36.39	-2
		Noriyuki Nishio		1000m	Overall	(0:09.33)	(0:10.89)	(0:11.58)	(0:11.72)	(0:12.01)	(0:12.66)		

Scratched: Beach Lap (#2), Mandalay Blonde (#5)

Report Created: Sat 19 November 2022 20:45 GMT (Note: Timing is based on position data)

Page 1/12

[ ] Ranking at each section and finish  
 -:-:- No data available at this section  
 NA No data available

SCN Saddle cloth number  
 DNF Did not finish  
 DNT Did not track

data processed by TRIPLESDATA

Section	Overall	1000m	800m	600m	400m	200m	Last 600m
Field Times	1:06.06 (0:08.67)	0:57.39 (0:10.75)	0:46.64 (0:11.17)	0:35.47 (0:11.79)	0:23.68 (0:11.80)	0:11.88 (0:11.88)	0:35.47

[ ] Ranking at each section and finish  
 -:-:-:- No data available at this section  
 NA No data available

SCN Saddle cloth number  
 DNF Did not finish  
 DNT Did not track



Horse/Jockey Name	Wanda Rox
Final Rank	1
Fastest Section Time (Section)	0:08.67 (Overall)
Top Speed [km/h] (Section)	67.4 (1000m)
Race State	Finished



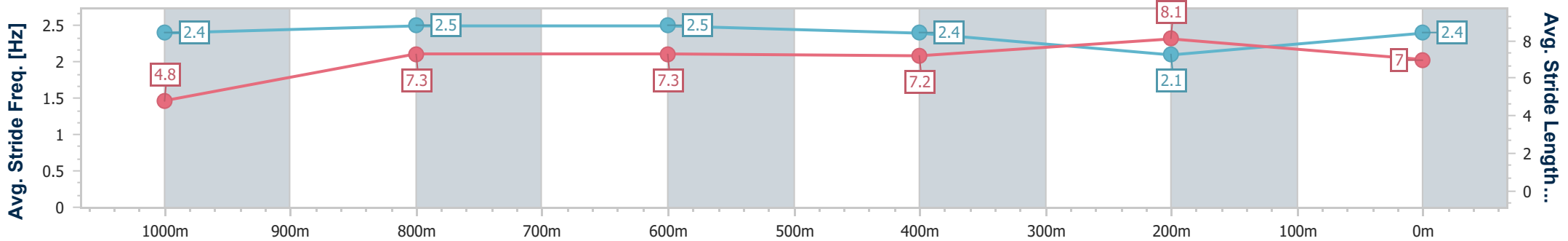
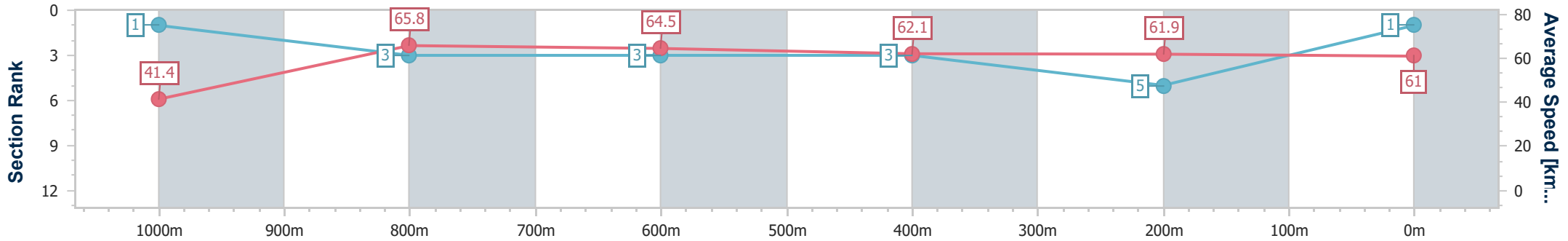
Toowoomba QLD Professional  
 Race 1: NRG SERVICES 10 YEARS IN BUSINESS Fillies and  
 Mares BENCHMARK 60 Handicap - 1100m



19 November 2022 - 16:25

Track Rating: Good 3, Weather: Fine, Rail Position: +5m Entire Course

Section	Overall	1000m	800m	600m	400m	200m
Section Times	1:06.06 [1] (0:08.67)	0:57.39 [1] (0:11.02)	0:46.37 [3] (0:11.25)	0:35.12 [3] (0:11.67)	0:23.45 [3] (0:11.70)	0:11.75 [5] (0:11.75)
Average Speed [km/h]	41.4	65.8	64.5	62.1	61.9	61.0
Top Speed [km/h]	65.9	67.4	67.0	64.1	63.3	63.2
Avg. Dist. to Rail [m]	2.7	1.3	2.3	1.4	1.8	3.3
Avg. Stride Freq. [Hz]	2.4	2.5	2.5	2.4	2.1	2.4
Avg. Stride Length [m]	4.8	7.3	7.3	7.2	8.1	7.0



- [ ] Ranking at each section and finish
- .-.- No data available at this section
- NA No data available



Horse/Jockey Name	Rowdash
Final Rank	2
Fastest Section Time (Section)	0:08.73 (Overall)
Top Speed [km/h] (Section)	67.8 (1000m)
Race State	Finished



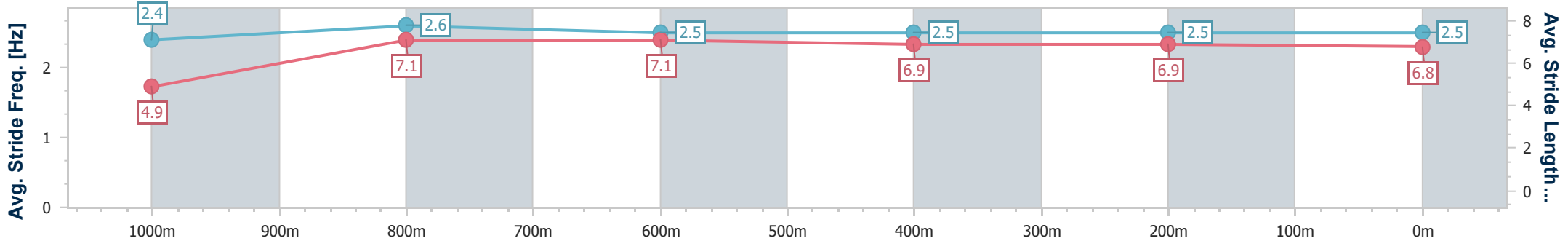
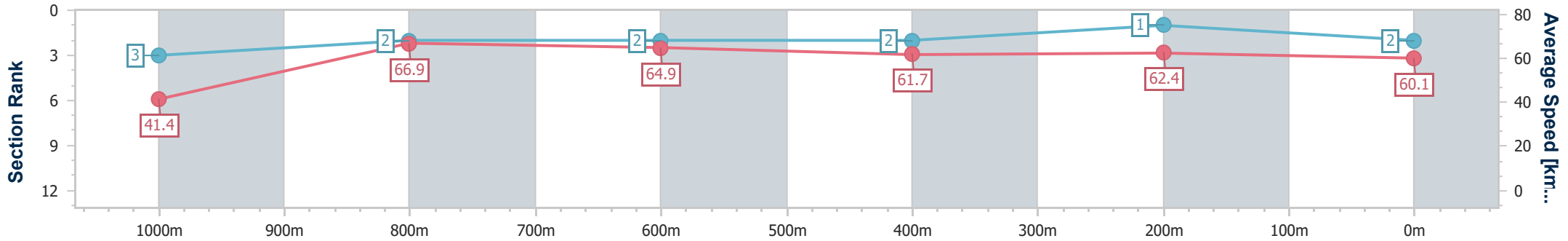
Toowoomba QLD Professional  
 Race 1: NRG SERVICES 10 YEARS IN BUSINESS Fillies and  
 Mares BENCHMARK 60 Handicap - 1100m



19 November 2022 - 16:25

Track Rating: Good 3, Weather: Fine, Rail Position: +5m Entire Course

Section	Overall	1000m	800m	600m	400m	200m
Section Times	1:06.16 [2] (0:08.73)	0:57.43 [3] (0:10.77)	0:46.66 [2] (0:11.21)	0:35.45 [2] (0:11.82)	0:23.63 [2] (0:11.65)	0:11.98 [1] (0:11.98)
Average Speed [km/h]	41.4	66.9	64.9	61.7	62.4	60.1
Top Speed [km/h]	65.8	67.8	66.6	64.8	63.7	62.8
Avg. Dist. to Rail [m]	4.3	0.8	2.6	2.6	2.4	1.6
Avg. Stride Freq. [Hz]	2.4	2.6	2.5	2.5	2.5	2.5
Avg. Stride Length [m]	4.9	7.1	7.1	6.9	6.9	6.8



- [ ] Ranking at each section and finish
- .-.- No data available at this section
- NA No data available



Horse/Jockey Name	See for Yourself
Final Rank	3
Fastest Section Time (Section)	0:08.85 (Overall)
Top Speed [km/h] (Section)	67.7 (1000m)
Race State	Finished



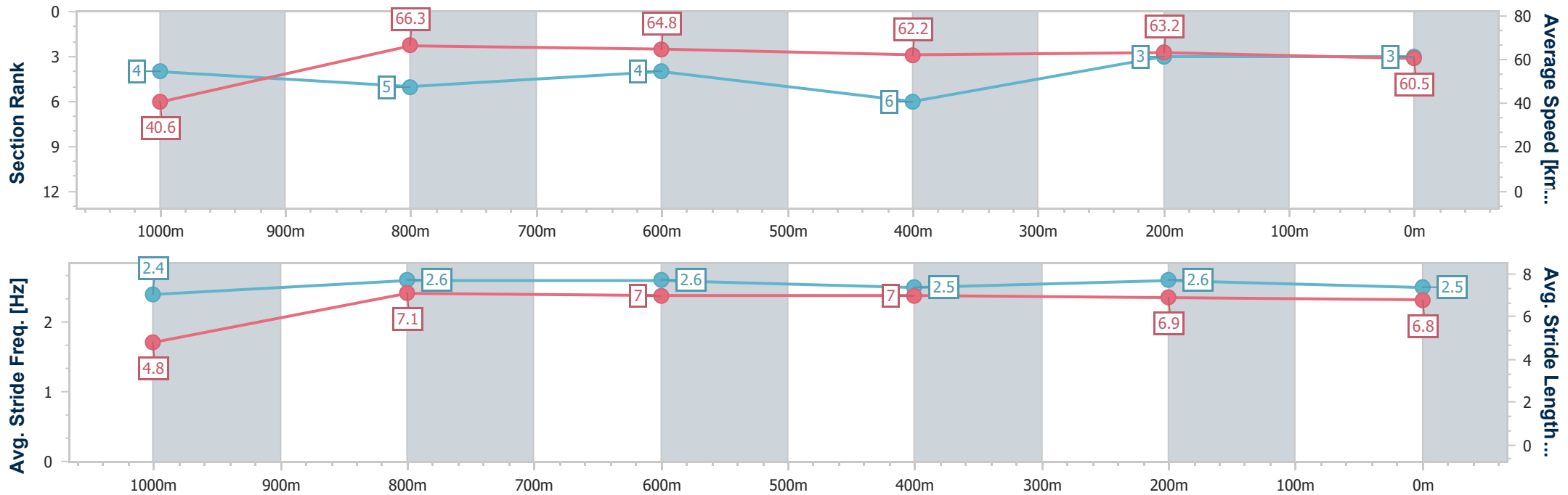
Toowoomba QLD Professional  
 Race 1: NRG SERVICES 10 YEARS IN BUSINESS Fillies and  
 Mares BENCHMARK 60 Handicap - 1100m



19 November 2022 - 16:25

Track Rating: Good 3, Weather: Fine, Rail Position: +5m Entire Course

Section	Overall	1000m	800m	600m	400m	200m
Section Times	1:06.19 [3] (0:08.85)	0:57.34 [4] (0:10.96)	0:46.38 [5] (0:11.24)	0:35.14 [4] (0:11.75)	0:23.39 [6] (0:11.52)	0:11.87 [3] (0:11.87)
Average Speed [km/h]	40.6	66.3	64.8	62.2	63.2	60.5
Top Speed [km/h]	63.9	67.7	66.0	63.7	64.4	63.1
Avg. Dist. to Rail [m]	6.3	2.8	3.7	2.9	3.3	4.2
Avg. Stride Freq. [Hz]	2.4	2.6	2.6	2.5	2.6	2.5
Avg. Stride Length [m]	4.8	7.1	7.0	7.0	6.9	6.8



- [ ] Ranking at each section and finish
- .-.- No data available at this section
- NA No data available



Horse/Jockey Name	Stars 'N' Riches
Final Rank	4
Fastest Section Time (Section)	0:09.35 (Overall)
Top Speed [km/h] (Section)	67.3 (800m)
Race State	Finished



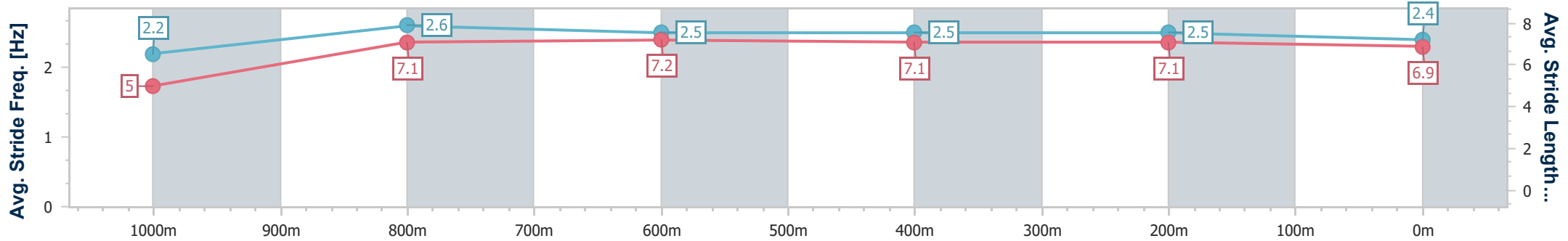
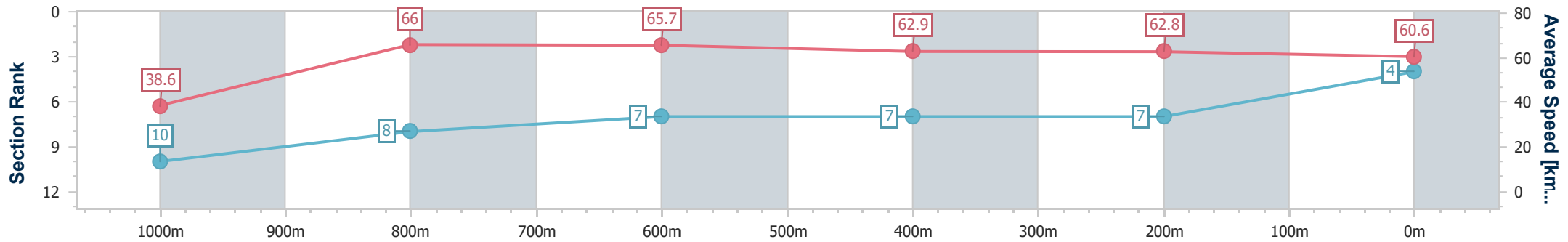
Toowoomba QLD Professional  
 Race 1: NRG SERVICES 10 YEARS IN BUSINESS Fillies and  
 Mares BENCHMARK 60 Handicap - 1100m



19 November 2022 - 16:25

Track Rating: Good 3, Weather: Fine, Rail Position: +5m Entire Course

Section	Overall	1000m	800m	600m	400m	200m								
Section Times	1:06.37 [4] (0:09.35)	0:57.02 [10] (0:10.94)	0:46.08 [8] (0:10.98)	0:35.10 [7] (0:11.60)	0:23.50 [7] (0:11.64)	0:11.86 [7] (0:11.86)								
Average Speed [km/h]	38.6	66.0	65.7	62.9	62.8	60.6								
Top Speed [km/h]	63.3	66.9	67.3	66.5	64.4	62.7								
Avg. Dist. to Rail [m]	5.6	1.0	0.6	2.6	5.2	7.0								
Avg. Stride Freq. [Hz]	2.2	2.6	2.5	2.5	2.5	2.4								
Avg. Stride Length [m]	5.0	7.1	7.2	7.1	7.1	6.9								



- [ ] Ranking at each section and finish
- .-.- No data available at this section
- NA No data available



Horse/Jockey Name	Global Factor
Final Rank	5
Fastest Section Time (Section)	0:08.84 (Overall)
Top Speed [km/h] (Section)	67.3 (1000m)
Race State	Finished



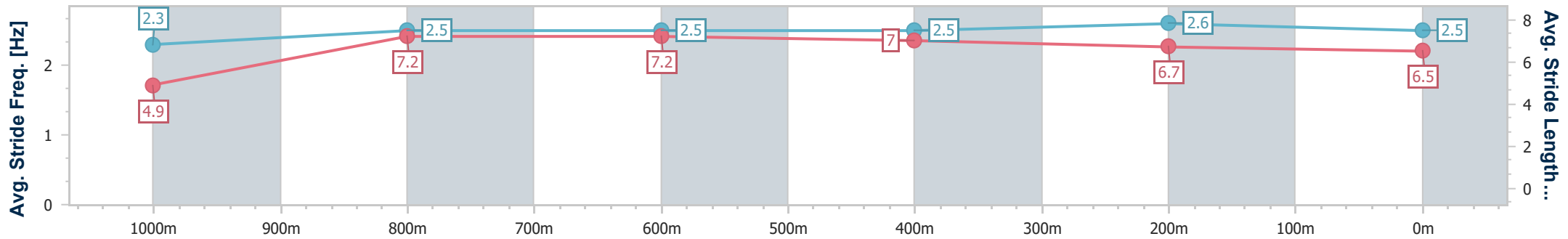
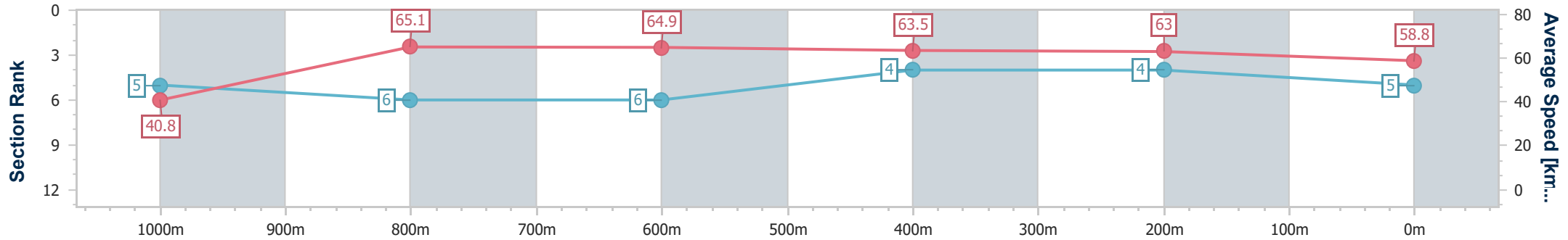
Toowoomba QLD Professional  
 Race 1: NRG SERVICES 10 YEARS IN BUSINESS Fillies and  
 Mares BENCHMARK 60 Handicap - 1100m



19 November 2022 - 16:25

Track Rating: Good 3, Weather: Fine, Rail Position: +5m Entire Course

Section	Overall	1000m	800m	600m	400m	200m								
Section Times	1:06.50 [5] (0:08.84)	0:57.66 [5] (0:11.10)	0:46.56 [6] (0:11.17)	0:35.39 [6] (0:11.54)	0:23.85 [4] (0:11.63)	0:12.22 [4] (0:12.22)								
Average Speed [km/h]	40.8	65.1	64.9	63.5	63.0	58.8								
Top Speed [km/h]	62.5	67.3	67.0	64.5	63.7	62.5								
Avg. Dist. to Rail [m]	8.8	2.1	2.3	3.2	4.9	6.2								
Avg. Stride Freq. [Hz]	2.3	2.5	2.5	2.5	2.6	2.5								
Avg. Stride Length [m]	4.9	7.2	7.2	7.0	6.7	6.5								



- [ ] Ranking at each section and finish
- .-.- No data available at this section
- NA No data available



Horse/Jockey Name	Cabrinella
Final Rank	6
Fastest Section Time (Section)	0:08.85 (Overall)
Top Speed [km/h] (Section)	66.8 (1000m)
Race State	Finished



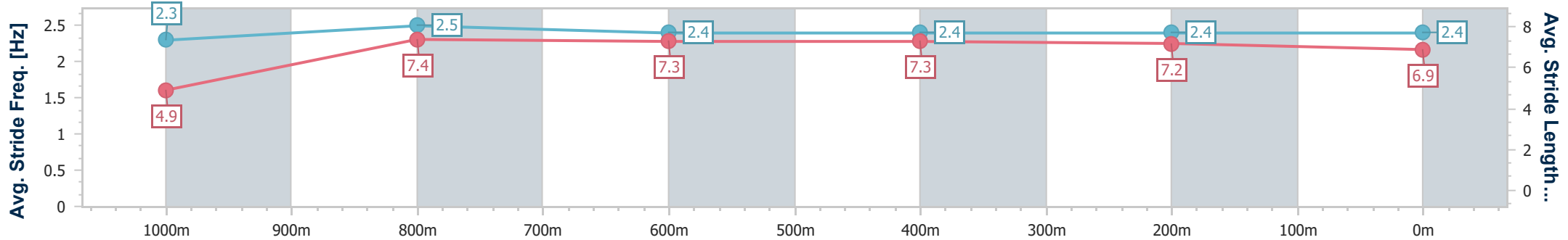
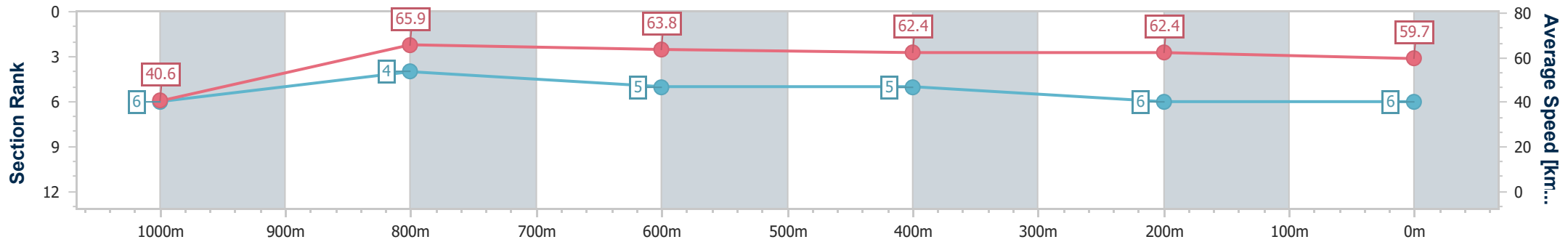
Toowoomba QLD Professional  
 Race 1: NRG SERVICES 10 YEARS IN BUSINESS Fillies and  
 Mares BENCHMARK 60 Handicap - 1100m



19 November 2022 - 16:25

Track Rating: Good 3, Weather: Fine, Rail Position: +5m Entire Course

Section	Overall	1000m	800m	600m	400m	200m
Section Times	1:06.51 [6] (0:08.85)	0:57.66 [6] (0:10.95)	0:46.71 [4] (0:11.31)	0:35.40 [5] (0:11.65)	0:23.75 [5] (0:11.72)	0:12.03 [6] (0:12.03)
Average Speed [km/h]	40.6	65.9	63.8	62.4	62.4	59.7
Top Speed [km/h]	65.4	66.8	66.4	66.1	64.4	62.7
Avg. Dist. to Rail [m]	3.8	0.6	0.6	1.9	5.0	7.3
Avg. Stride Freq. [Hz]	2.3	2.5	2.4	2.4	2.4	2.4
Avg. Stride Length [m]	4.9	7.4	7.3	7.3	7.2	6.9



- [ ] Ranking at each section and finish
- .-.- No data available at this section
- NA No data available





Horse/Jockey Name	Star Diva
Final Rank	7
Fastest Section Time (Section)	0:09.28 (Overall)
Top Speed [km/h] (Section)	65.1 (800m)
Race State	Finished



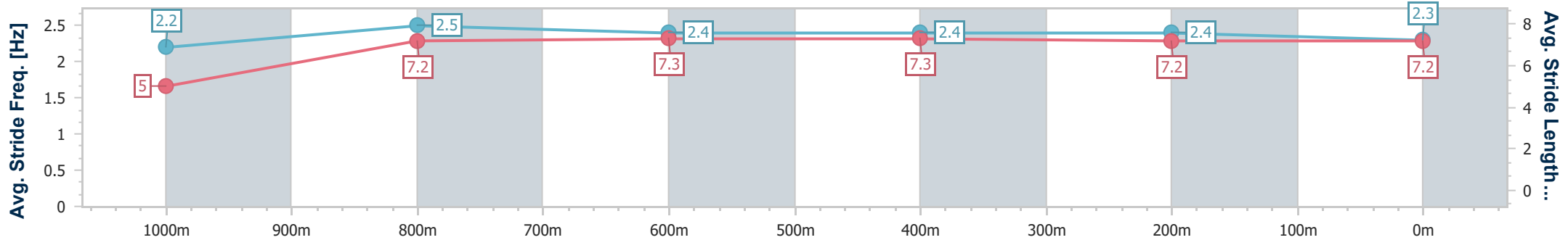
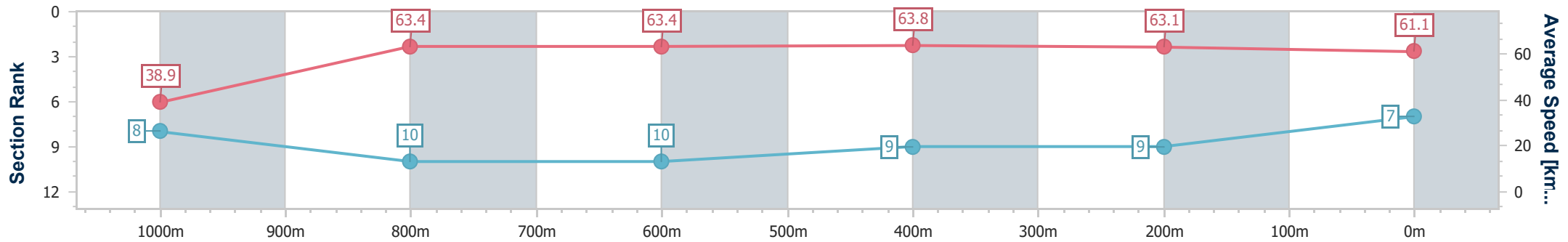
Toowoomba QLD Professional  
 Race 1: NRG SERVICES 10 YEARS IN BUSINESS Fillies and  
 Mares BENCHMARK 60 Handicap - 1100m



19 November 2022 - 16:25

Track Rating: Good 3, Weather: Fine, Rail Position: +5m Entire Course

Section	Overall	1000m	800m	600m	400m	200m
Section Times	1:06.83 [7] (0:09.28)	0:57.55 [8] (0:11.45)	0:46.10 [10] (0:11.41)	0:34.69 [10] (0:11.37)	0:23.32 [9] (0:11.55)	0:11.77 [9] (0:11.77)
Average Speed [km/h]	38.9	63.4	63.4	63.8	63.1	61.1
Top Speed [km/h]	61.0	65.1	65.1	65.0	64.3	62.3
Avg. Dist. to Rail [m]	7.8	3.1	1.2	1.4	4.0	3.9
Avg. Stride Freq. [Hz]	2.2	2.5	2.4	2.4	2.4	2.3
Avg. Stride Length [m]	5.0	7.2	7.3	7.3	7.2	7.2



- [ ] Ranking at each section and finish
- .-.- No data available at this section
- NA No data available



Horse/Jockey Name	In Great Nic
Final Rank	8
Fastest Section Time (Section)	0:09.27 (Overall)
Top Speed [km/h] (Section)	67.2 (1000m)
Race State	Finished



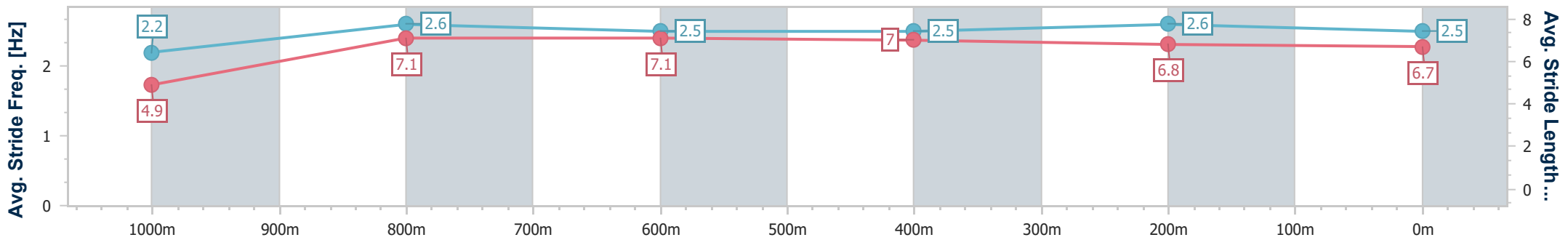
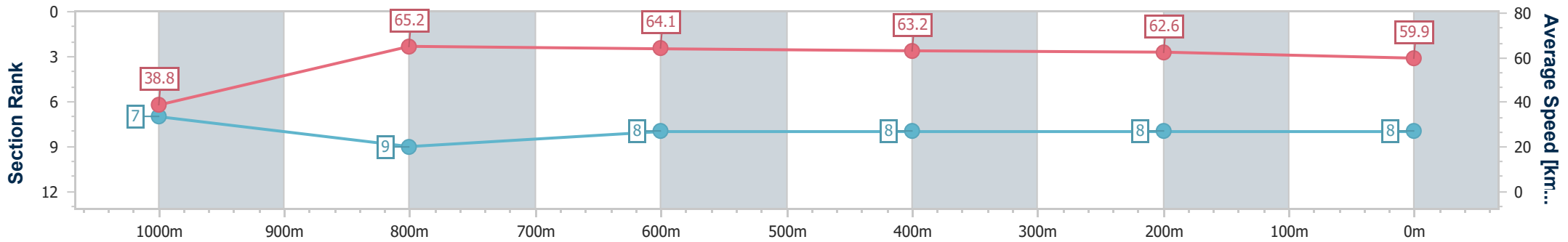
Toowoomba QLD Professional  
 Race 1: NRG SERVICES 10 YEARS IN BUSINESS Fillies and  
 Mares BENCHMARK 60 Handicap - 1100m



19 November 2022 - 16:25

Track Rating: Good 3, Weather: Fine, Rail Position: +5m Entire Course

Section	Overall	1000m	800m	600m	400m	200m
Section Times	1:06.85 [8] (0:09.27)	0:57.58 [7] (0:11.13)	0:46.45 [9] (0:11.31)	0:35.14 [8] (0:11.55)	0:23.59 [8] (0:11.60)	0:11.99 [8] (0:11.99)
Average Speed [km/h]	38.8	65.2	64.1	63.2	62.6	59.9
Top Speed [km/h]	62.1	67.2	66.9	64.7	63.7	61.3
Avg. Dist. to Rail [m]	7.4	2.5	2.7	2.7	2.6	4.2
Avg. Stride Freq. [Hz]	2.2	2.6	2.5	2.5	2.6	2.5
Avg. Stride Length [m]	4.9	7.1	7.1	7.0	6.8	6.7



- [ ] Ranking at each section and finish
- .-.- No data available at this section
- NA No data available



Horse/Jockey Name	Peachies Dream
Final Rank	9
Fastest Section Time (Section)	0:08.69 (Overall)
Top Speed [km/h] (Section)	67.5 (1000m)
Race State	Finished



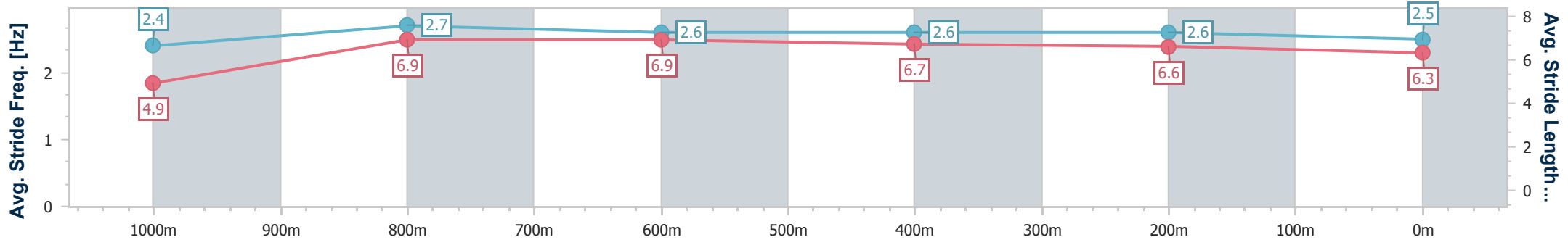
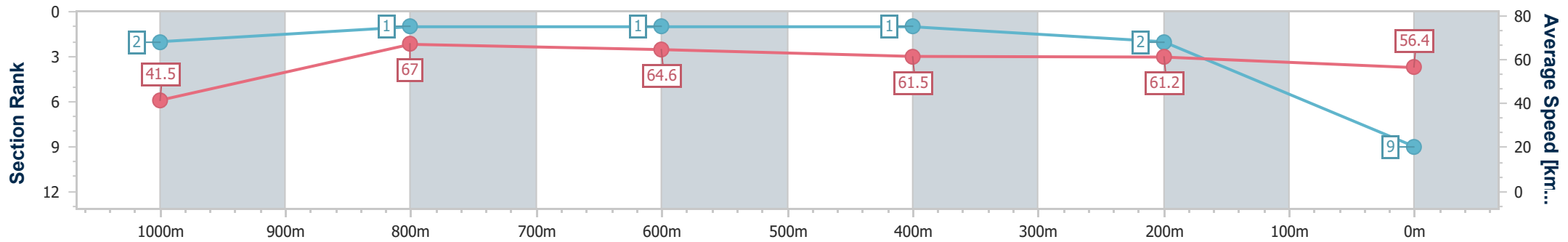
Toowoomba QLD Professional  
 Race 1: NRG SERVICES 10 YEARS IN BUSINESS Fillies and  
 Mares BENCHMARK 60 Handicap - 1100m



19 November 2022 - 16:25

Track Rating: Good 3, Weather: Fine, Rail Position: +5m Entire Course

Section	Overall	1000m	800m	600m	400m	200m							
Section Times	1:06.95 [9] (0:08.69)	0:58.26 [2] (0:10.73)	0:47.53 [1] (0:11.17)	0:36.36 [1] (0:11.79)	0:24.57 [1] (0:11.82)	0:12.75 [2] (0:12.75)							
Average Speed [km/h]	41.5	67.0	64.6	61.5	61.2	56.4							
Top Speed [km/h]	65.8	67.5	66.2	64.1	62.2	60.7							
Avg. Dist. to Rail [m]	3.1	0.3	1.1	1.9	1.2	0.3							
Avg. Stride Freq. [Hz]	2.4	2.7	2.6	2.6	2.6	2.5							
Avg. Stride Length [m]	4.9	6.9	6.9	6.7	6.6	6.3							



- [ ] Ranking at each section and finish
- .-.- No data available at this section
- NA No data available



Horse/Jockey Name	No Choices
Final Rank	10
Fastest Section Time (Section)	0:09.33 (Overall)
Top Speed [km/h] (Section)	66.4 (1000m)
Race State	Finished



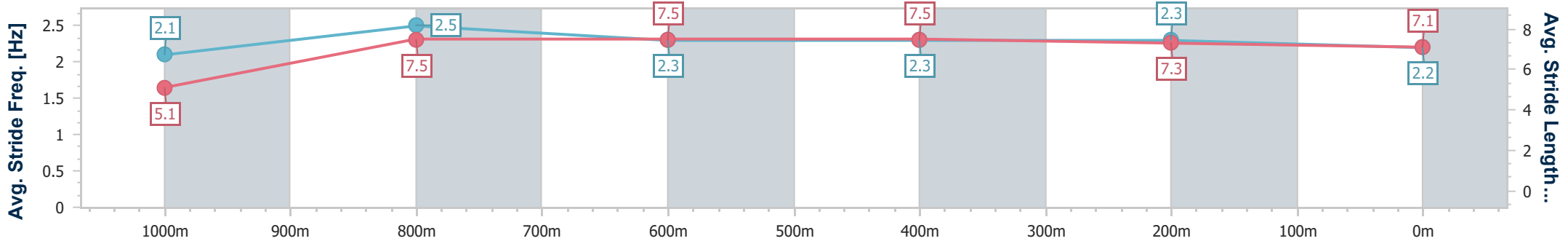
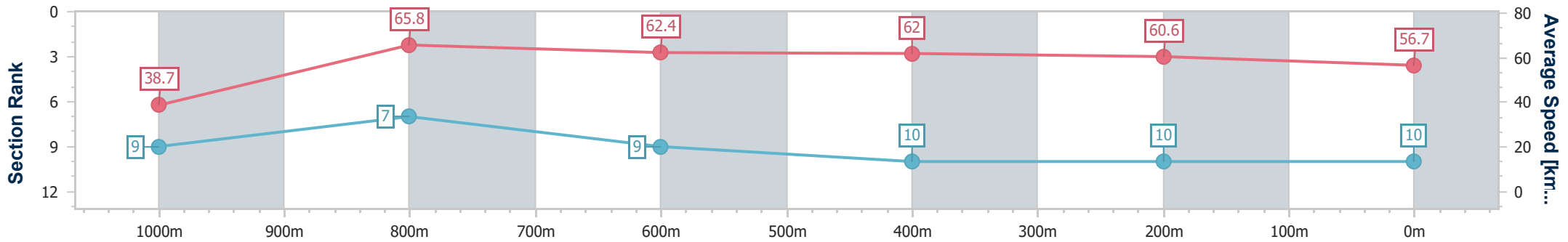
Toowoomba QLD Professional  
 Race 1: NRG SERVICES 10 YEARS IN BUSINESS Fillies and  
 Mares BENCHMARK 60 Handicap - 1100m



19 November 2022 - 16:25

Track Rating: Good 3, Weather: Fine, Rail Position: +5m Entire Course

Section	Overall	1000m	800m	600m	400m	200m								
Section Times	1:08.19 [10] (0:09.33)	0:58.86 [9] (0:10.89)	0:47.97 [7] (0:11.58)	0:36.39 [9] (0:11.72)	0:24.67 [10] (0:12.01)	0:12.66 [10] (0:12.66)								
Average Speed [km/h]	38.7	65.8	62.4	62.0	60.6	56.7								
Top Speed [km/h]	62.8	66.4	63.6	63.2	61.8	58.2								
Avg. Dist. to Rail [m]	3.7	1.1	1.2	2.0	2.3	0.9								
Avg. Stride Freq. [Hz]	2.1	2.5	2.3	2.3	2.3	2.2								
Avg. Stride Length [m]	5.1	7.5	7.5	7.5	7.3	7.1								



- [ ] Ranking at each section and finish
- .-.- No data available at this section
- NA No data available