



Sunshine Coast QLD Professional

Race 9: KENDRICK RACING Class 6 Plate - 1200m

19 November 2022 - 17:13



Track Rating: GOOD (3) - UPGRADED AFTER RACE 5., Weather: Fine, Rail Position: TRUE POSITION ENTIRE COURSE

Section													Last 600m	
Field Times		Overall	1000m	800m	600m	400m	200m						0:33.87	
		1:10.15 (0:13.36)	0:56.79 (0:11.32)	0:45.47 (0:11.60)	0:33.87 (0:11.29)	0:22.58 (0:11.05)	0:11.53 (0:11.53)							
Rank	TAB	Horse/Jockey	Barrier	Top Speed [km/h]	Fastest Section								Margin	Distance Travelled [m]
1	13	BETTER GET SET Ben Thompson	10	66.7 400m	0:10.95 400m	1:10.15 [1] (0:13.46)	0:56.69 [2] (0:11.33)	0:45.36 [2] (0:11.66)	0:33.70 [2] (0:11.22)	0:22.48 [2] (0:10.95)	0:11.53 [1] (0:11.53)	1:10.15	0:33.70	
2	8	ANETHOLE Andrew Mallyon	5	67.5 400m	0:10.80 400m	1:10.17 [2] (0:13.59)	0:56.58 [3] (0:11.48)	0:45.10 [4] (0:11.70)	0:33.40 [4] (0:11.20)	0:22.20 [3] (0:10.80)	0:11.40 [3] (0:11.40)	0.02L	0:33.40	-1
3	6	MIX Boris Thornton	1	67.7 400m	0:10.88 400m	1:10.58 [3] (0:14.02)	0:56.56 [6] (0:11.37)	0:45.19 [6] (0:11.54)	0:33.65 [5] (0:11.17)	0:22.48 [4] (0:10.88)	0:11.60 [4] (0:11.60)	0.44L	0:33.65	-4
4	10	PERSEIDS Ryan Maloney	6	67.0 400m	0:10.88 400m	1:10.67 [4] (0:13.93)	0:56.74 [5] (0:11.36)	0:45.38 [5] (0:11.68)	0:33.70 [6] (0:11.27)	0:22.43 [6] (0:10.88)	0:11.55 [6] (0:11.55)	0.52L	0:33.70	+4
5	1	DR WHY NOT Michael Murphy	13	67.1 400m	0:10.85 400m	1:10.82 [5] (0:14.30)	0:56.52 [8] (0:11.31)	0:45.21 [8] (0:11.57)	0:33.64 [8] (0:11.20)	0:22.44 [8] (0:10.85)	0:11.59 [7] (0:11.59)	0.67L	0:33.64	+1
6	11	MAJESTIC SHOT James Orman	7	66.7 400m	0:11.12 400m	1:10.91 [6] (0:13.36)	0:57.55 [1] (0:11.32)	0:46.23 [1] (0:11.60)	0:34.63 [1] (0:11.29)	0:23.34 [1] (0:11.12)	0:12.22 [2] (0:12.22)	0.76L	0:34.63	-5
7	9	ENABLER Larry Cassidy	4	67.1 400m	0:10.88 400m	1:10.95 [7] (0:13.62)	0:57.33 [4] (0:11.33)	0:46.00 [3] (0:11.64)	0:34.36 [3] (0:11.41)	0:22.95 [5] (0:10.88)	0:12.07 [5] (0:12.07)	0.8L	0:34.36	+4
8	7	SELEQUE Angela Jones	2	65.8 600m	0:11.25 600m	1:11.42 [8] (0:14.25)	0:57.17 [7] (0:11.37)	0:45.80 [7] (0:11.50)	0:34.30 [7] (0:11.25)	0:23.05 [7] (0:11.26)	0:11.79 [8] (0:11.79)	1.28L	0:34.30	-1

Scratched: Kingston's Here (#5), More Sundays (#2), Oriental Runner (#3), Broken Arrows (#4), Rainbow Connection (#12), Euro Belle (#14)



Horse/Jockey Name	Better Get Set
Final Rank	1
Fastest Section Time (Section)	0:10.95 (400m)
Top Speed [km/h] (Section)	66.7 (400m)
Race State	Finished



Sunshine Coast QLD Professional

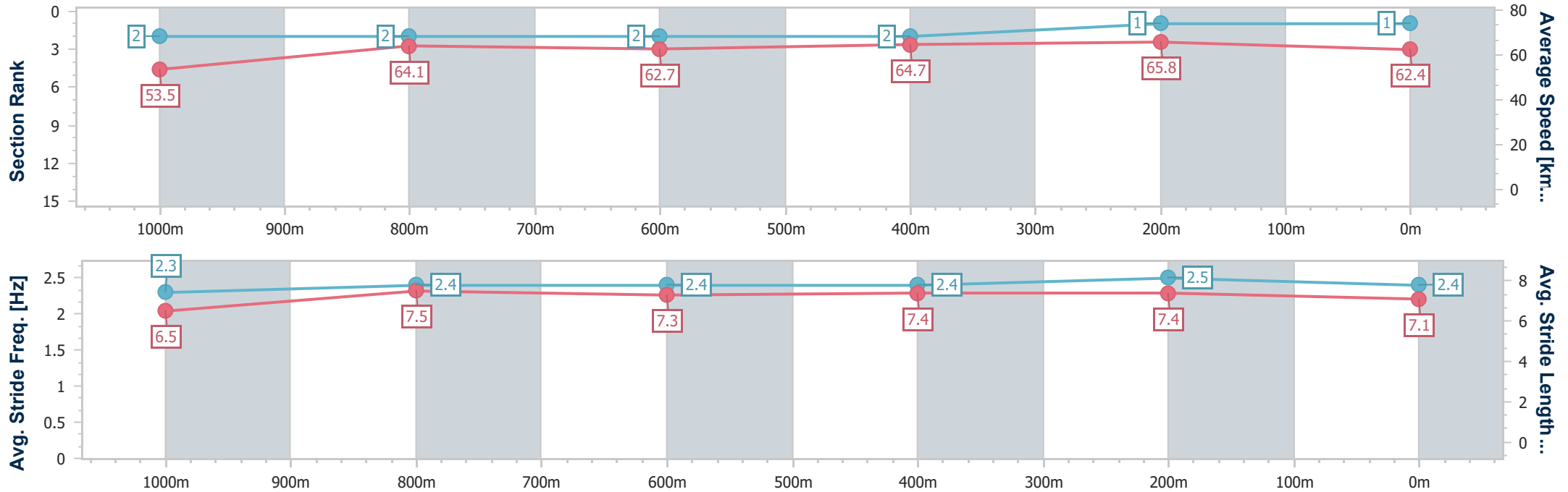
Race 9: KENDRICK RACING Class 6 Plate - 1200m



19 November 2022 - 17:13

Track Rating: GOOD (3) - UPGRADED AFTER RACE 5., Weather: Fine, Rail Position: TRUE POSITION ENTIRE COURSE

Section	Overall	1000m	800m	600m	400m	200m
Section Times	1:10.15 [1] (0:13.46)	0:56.69 [2] (0:11.33)	0:45.36 [2] (0:11.66)	0:33.70 [2] (0:11.22)	0:22.48 [2] (0:10.95)	0:11.53 [1] (0:11.53)
Average Speed [km/h]	53.5	64.1	62.7	64.7	65.8	62.4
Top Speed [km/h]	66.0	66.2	64.5	65.8	66.7	64.6
Avg. Dist. to Rail [m]	8.2	3.5	2.4	1.4	2.6	3.9
Avg. Stride Freq. [Hz]	2.3	2.4	2.4	2.4	2.5	2.4
Avg. Stride Length [m]	6.5	7.5	7.3	7.4	7.4	7.1



- [] Ranking at each section and finish
- .-.-.- No data available at this section
- NA No data available



Horse/Jockey Name	Anethole
Final Rank	2
Fastest Section Time (Section)	0:10.80 (400m)
Top Speed [km/h] (Section)	67.5 (400m)
Race State	Finished



Sunshine Coast QLD Professional

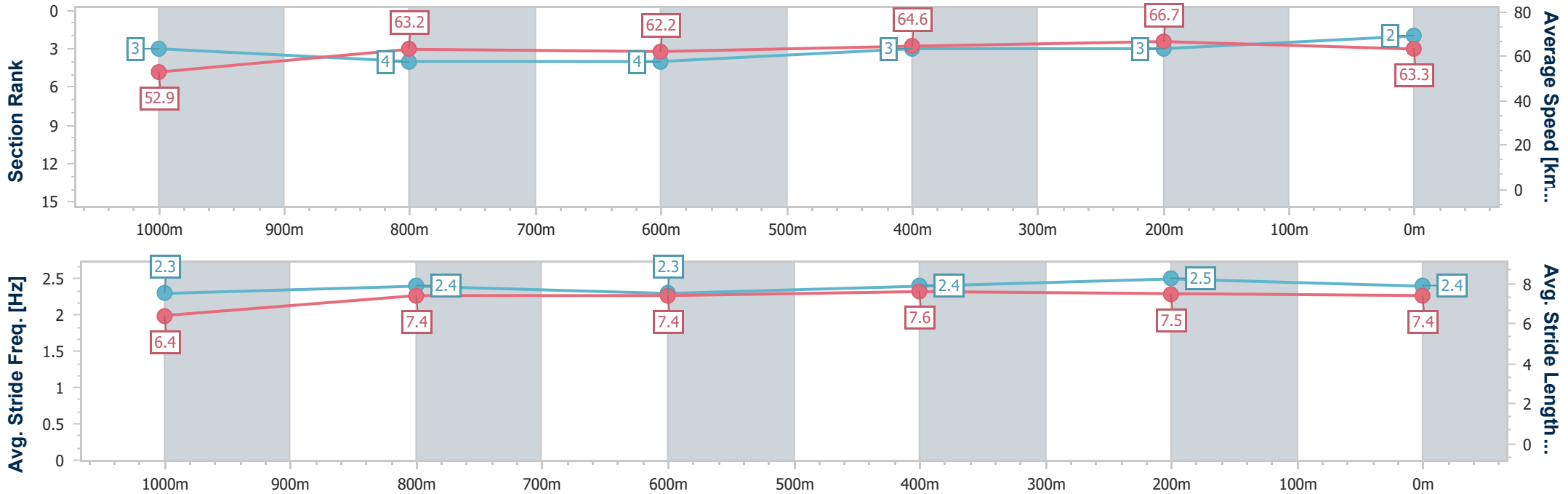
Race 9: KENDRICK RACING Class 6 Plate - 1200m



19 November 2022 - 17:13

Track Rating: GOOD (3) - UPGRADED AFTER RACE 5., Weather: Fine, Rail Position: TRUE POSITION ENTIRE COURSE

Section	Overall	1000m	800m	600m	400m	200m
Section Times	1:10.17 [2] (0:13.59)	0:56.58 [3] (0:11.48)	0:45.10 [4] (0:11.70)	0:33.40 [4] (0:11.20)	0:22.20 [3] (0:10.80)	0:11.40 [3] (0:11.40)
Average Speed [km/h]	52.9	63.2	62.2	64.6	66.7	63.3
Top Speed [km/h]	63.8	63.8	63.6	66.2	67.5	66.5
Avg. Dist. to Rail [m]	4.9	3.1	2.1	0.8	4.2	5.3
Avg. Stride Freq. [Hz]	2.3	2.4	2.3	2.4	2.5	2.4
Avg. Stride Length [m]	6.4	7.4	7.4	7.6	7.5	7.4



- [] Ranking at each section and finish
- .-.- No data available at this section
- NA No data available



Horse/Jockey Name	Mix
Final Rank	3
Fastest Section Time (Section)	0:10.88 (400m)
Top Speed [km/h] (Section)	67.7 (400m)
Race State	Finished



Sunshine Coast QLD Professional

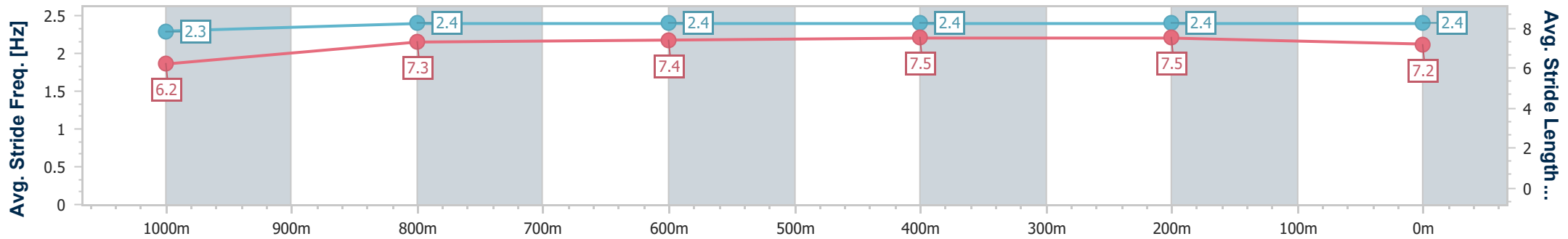
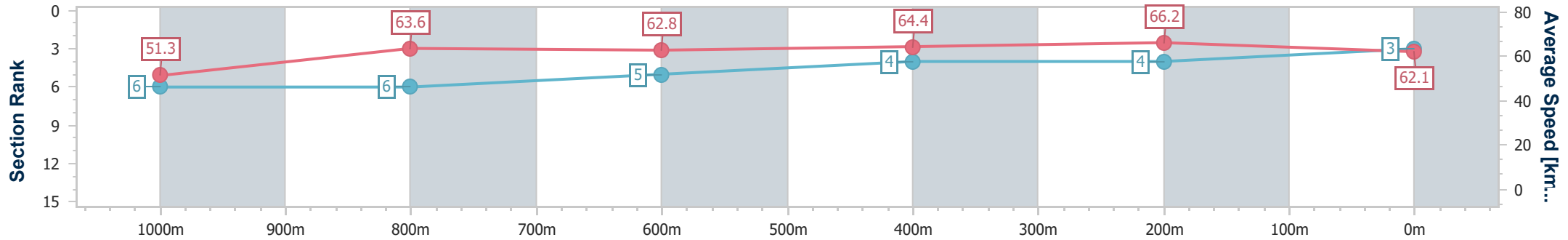
Race 9: KENDRICK RACING Class 6 Plate - 1200m



19 November 2022 - 17:13

Track Rating: GOOD (3) - UPGRADED AFTER RACE 5., Weather: Fine, Rail Position: TRUE POSITION ENTIRE COURSE

Section	Overall	1000m	800m	600m	400m	200m
Section Times	1:10.58 [3] (0:14.02)	0:56.56 [6] (0:11.37)	0:45.19 [6] (0:11.54)	0:33.65 [5] (0:11.17)	0:22.48 [4] (0:10.88)	0:11.60 [4] (0:11.60)
Average Speed [km/h]	51.3	63.6	62.8	64.4	66.2	62.1
Top Speed [km/h]	63.5	64.4	64.6	67.5	67.7	64.6
Avg. Dist. to Rail [m]	3.3	2.2	1.0	0.2	1.6	0.4
Avg. Stride Freq. [Hz]	2.3	2.4	2.4	2.4	2.4	2.4
Avg. Stride Length [m]	6.2	7.3	7.4	7.5	7.5	7.2



- [] Ranking at each section and finish
- .-.- No data available at this section
- NA No data available



Horse/Jockey Name	Perseids
Final Rank	4
Fastest Section Time (Section)	0:10.88 (400m)
Top Speed [km/h] (Section)	67.0 (400m)
Race State	Finished



Sunshine Coast QLD Professional

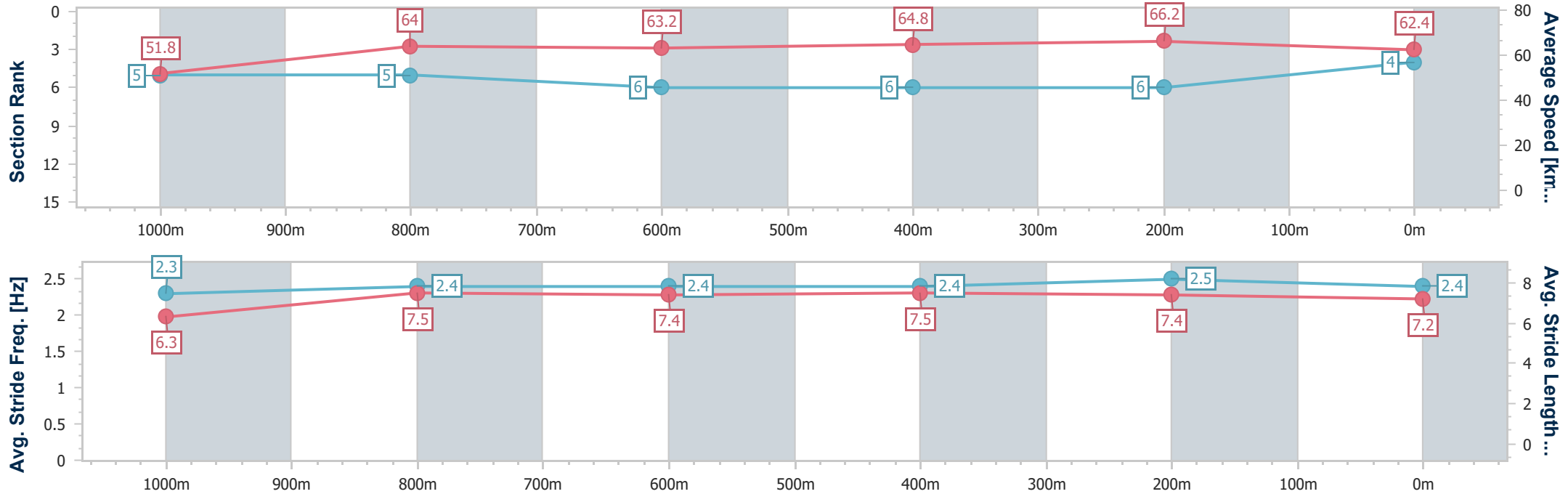
Race 9: KENDRICK RACING Class 6 Plate - 1200m



19 November 2022 - 17:13

Track Rating: GOOD (3) - UPGRADED AFTER RACE 5., Weather: Fine, Rail Position: TRUE POSITION ENTIRE COURSE

Section	Overall	1000m	800m	600m	400m	200m
Section Times	1:10.67 [4] (0:13.93)	0:56.74 [5] (0:11.36)	0:45.38 [5] (0:11.68)	0:33.70 [6] (0:11.27)	0:22.43 [6] (0:10.88)	0:11.55 [6] (0:11.55)
Average Speed [km/h]	51.8	64.0	63.2	64.8	66.2	62.4
Top Speed [km/h]	64.4	64.8	65.5	65.8	67.0	66.0
Avg. Dist. to Rail [m]	5.4	3.4	4.1	2.8	4.3	6.4
Avg. Stride Freq. [Hz]	2.3	2.4	2.4	2.4	2.5	2.4
Avg. Stride Length [m]	6.3	7.5	7.4	7.5	7.4	7.2



- [] Ranking at each section and finish
- .-.- No data available at this section
- NA No data available



Horse/Jockey Name	Dr Why Not
Final Rank	5
Fastest Section Time (Section)	0:10.85 (400m)
Top Speed [km/h] (Section)	67.1 (400m)
Race State	Finished



Sunshine Coast QLD Professional

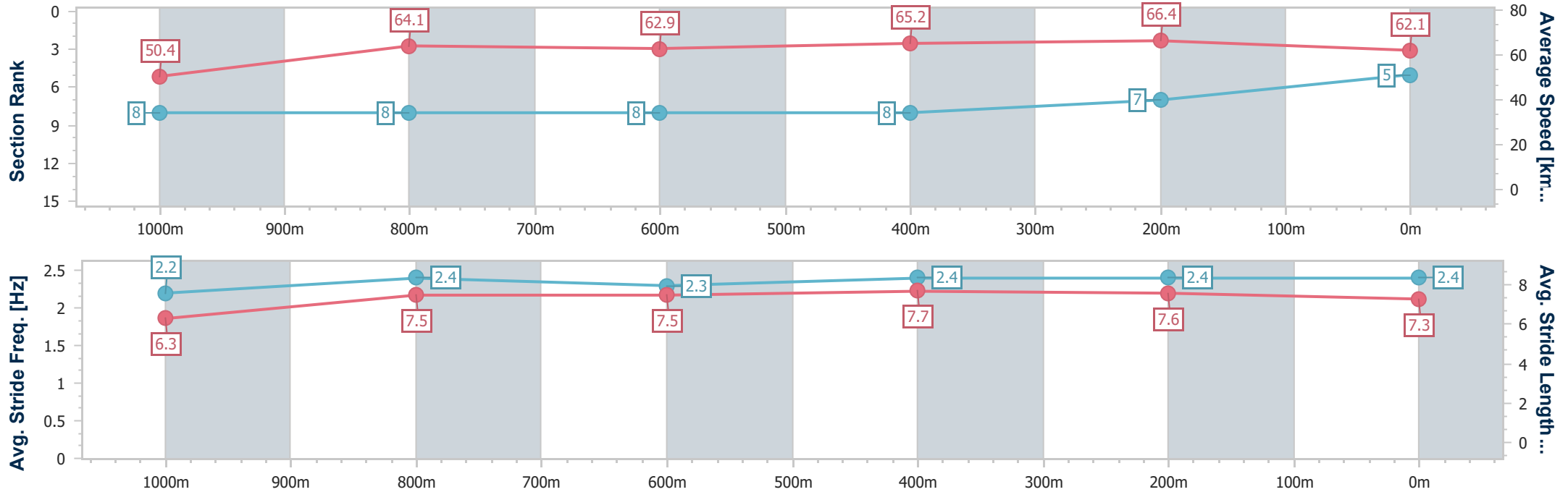
Race 9: KENDRICK RACING Class 6 Plate - 1200m



19 November 2022 - 17:13

Track Rating: GOOD (3) - UPGRADED AFTER RACE 5., Weather: Fine, Rail Position: TRUE POSITION ENTIRE COURSE

Section	Overall	1000m	800m	600m	400m	200m
Section Times	1:10.82 [5] (0:14.30)	0:56.52 [8] (0:11.31)	0:45.21 [8] (0:11.57)	0:33.64 [8] (0:11.20)	0:22.44 [8] (0:10.85)	0:11.59 [7] (0:11.59)
Average Speed [km/h]	50.4	64.1	62.9	65.2	66.4	62.1
Top Speed [km/h]	64.8	65.4	64.5	66.6	67.1	64.8
Avg. Dist. to Rail [m]	8.4	3.0	2.0	2.3	5.8	7.9
Avg. Stride Freq. [Hz]	2.2	2.4	2.3	2.4	2.4	2.4
Avg. Stride Length [m]	6.3	7.5	7.5	7.7	7.6	7.3



- [] Ranking at each section and finish
- .-.- No data available at this section
- NA No data available



Horse/Jockey Name	Majestic Shot
Final Rank	6
Fastest Section Time (Section)	0:11.12 (400m)
Top Speed [km/h] (Section)	66.7 (400m)
Race State	Finished



Sunshine Coast QLD Professional

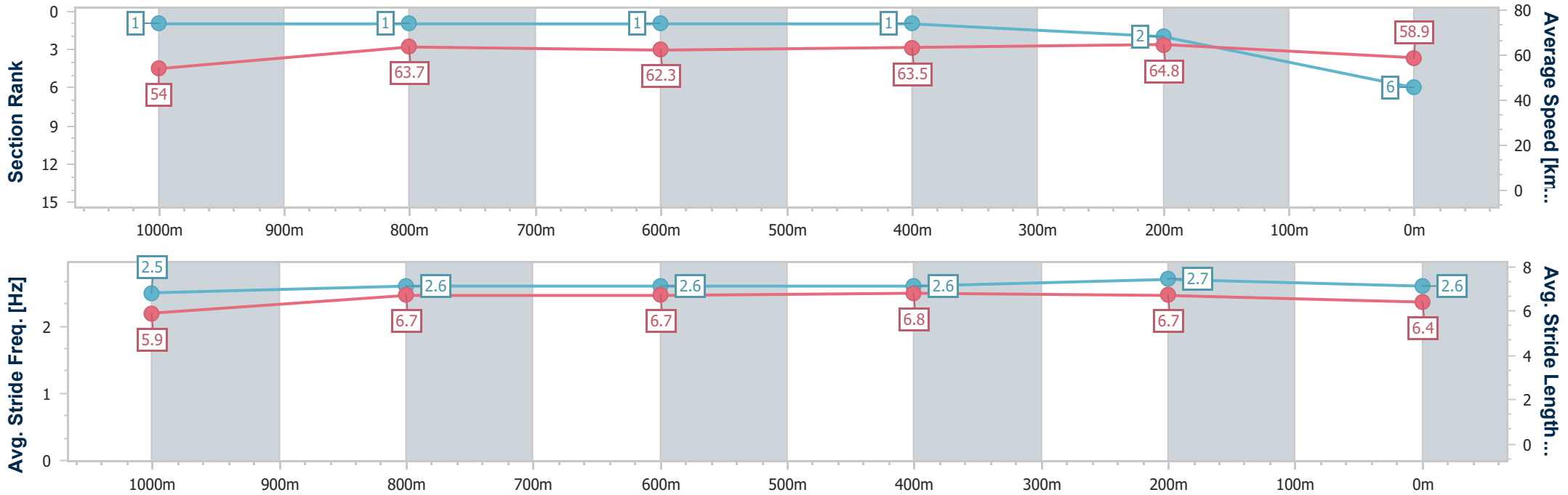
Race 9: KENDRICK RACING Class 6 Plate - 1200m



19 November 2022 - 17:13

Track Rating: GOOD (3) - UPGRADED AFTER RACE 5., Weather: Fine, Rail Position: TRUE POSITION ENTIRE COURSE

Section	Overall	1000m	800m	600m	400m	200m									
Section Times	1:10.91 [6] (0:13.36)	0:57.55 [1] (0:11.32)	0:46.23 [1] (0:11.60)	0:34.63 [1] (0:11.29)	0:23.34 [1] (0:11.12)	0:12.22 [2] (0:12.22)									
Average Speed [km/h]	54.0	63.7	62.3	63.5	64.8	58.9									
Top Speed [km/h]	65.6	65.1	64.3	64.8	66.7	61.8									
Avg. Dist. to Rail [m]	6.9	1.9	0.7	0.5	1.7	2.3									
Avg. Stride Freq. [Hz]	2.5	2.6	2.6	2.6	2.7	2.6									
Avg. Stride Length [m]	5.9	6.7	6.7	6.8	6.7	6.4									



- [] Ranking at each section and finish
- .-.- No data available at this section
- NA No data available



Horse/Jockey Name	Enabler
Final Rank	7
Fastest Section Time (Section)	0:10.88 (400m)
Top Speed [km/h] (Section)	67.1 (400m)
Race State	Finished



Sunshine Coast QLD Professional

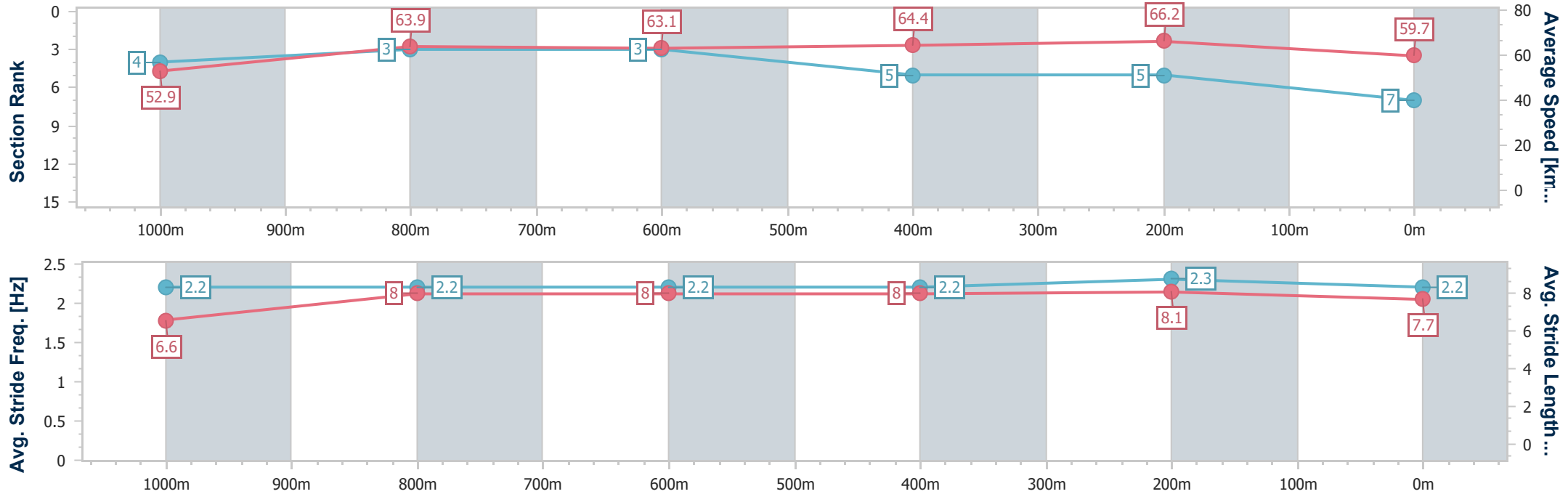
Race 9: KENDRICK RACING Class 6 Plate - 1200m



19 November 2022 - 17:13

Track Rating: GOOD (3) - UPGRADED AFTER RACE 5., Weather: Fine, Rail Position: TRUE POSITION ENTIRE COURSE

Section	Overall	1000m	800m	600m	400m	200m									
Section Times	1:10.95 [7] (0:13.62)	0:57.33 [4] (0:11.33)	0:46.00 [3] (0:11.64)	0:34.36 [3] (0:11.41)	0:22.95 [5] (0:10.88)	0:12.07 [5] (0:12.07)									
Average Speed [km/h]	52.9	63.9	63.1	64.4	66.2	59.7									
Top Speed [km/h]	64.5	64.7	64.1	66.8	67.1	63.8									
Avg. Dist. to Rail [m]	4.5	2.5	3.6	3.5	5.0	4.7									
Avg. Stride Freq. [Hz]	2.2	2.2	2.2	2.2	2.3	2.2									
Avg. Stride Length [m]	6.6	8.0	8.0	8.0	8.1	7.7									



- [] Ranking at each section and finish
- .-.- No data available at this section
- NA No data available



Horse/Jockey Name	Seleque
Final Rank	8
Fastest Section Time (Section)	0:11.25 (600m)
Top Speed [km/h] (Section)	65.8 (600m)
Race State	Finished



Sunshine Coast QLD Professional

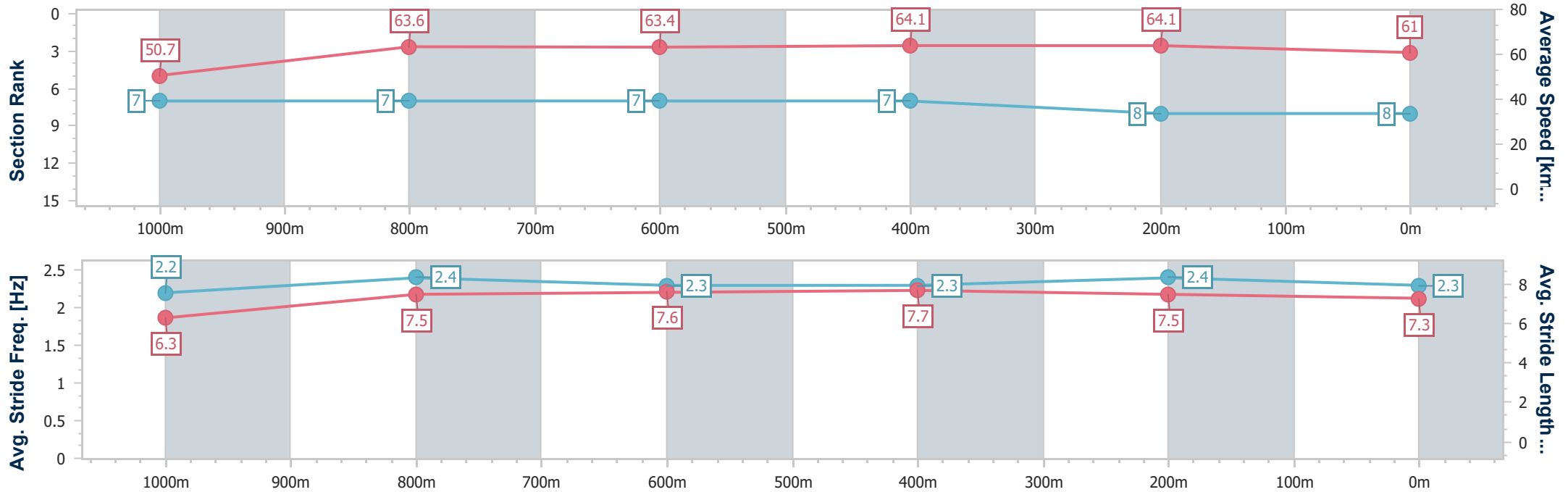
Race 9: KENDRICK RACING Class 6 Plate - 1200m



19 November 2022 - 17:13

Track Rating: GOOD (3) - UPGRADED AFTER RACE 5., Weather: Fine, Rail Position: TRUE POSITION ENTIRE COURSE

Section	Overall	1000m	800m	600m	400m	200m
Section Times	1:11.42 [8] (0:14.25)	0:57.17 [7] (0:11.37)	0:45.80 [7] (0:11.50)	0:34.30 [7] (0:11.25)	0:23.05 [7] (0:11.26)	0:11.79 [8] (0:11.79)
Average Speed [km/h]	50.7	63.6	63.4	64.1	64.1	61.0
Top Speed [km/h]	64.6	65.1	64.7	65.8	65.7	62.5
Avg. Dist. to Rail [m]	3.8	2.4	1.9	0.7	1.6	4.3
Avg. Stride Freq. [Hz]	2.2	2.4	2.3	2.3	2.4	2.3
Avg. Stride Length [m]	6.3	7.5	7.6	7.7	7.5	7.3



- [] Ranking at each section and finish
- .-.- No data available at this section
- NA No data available